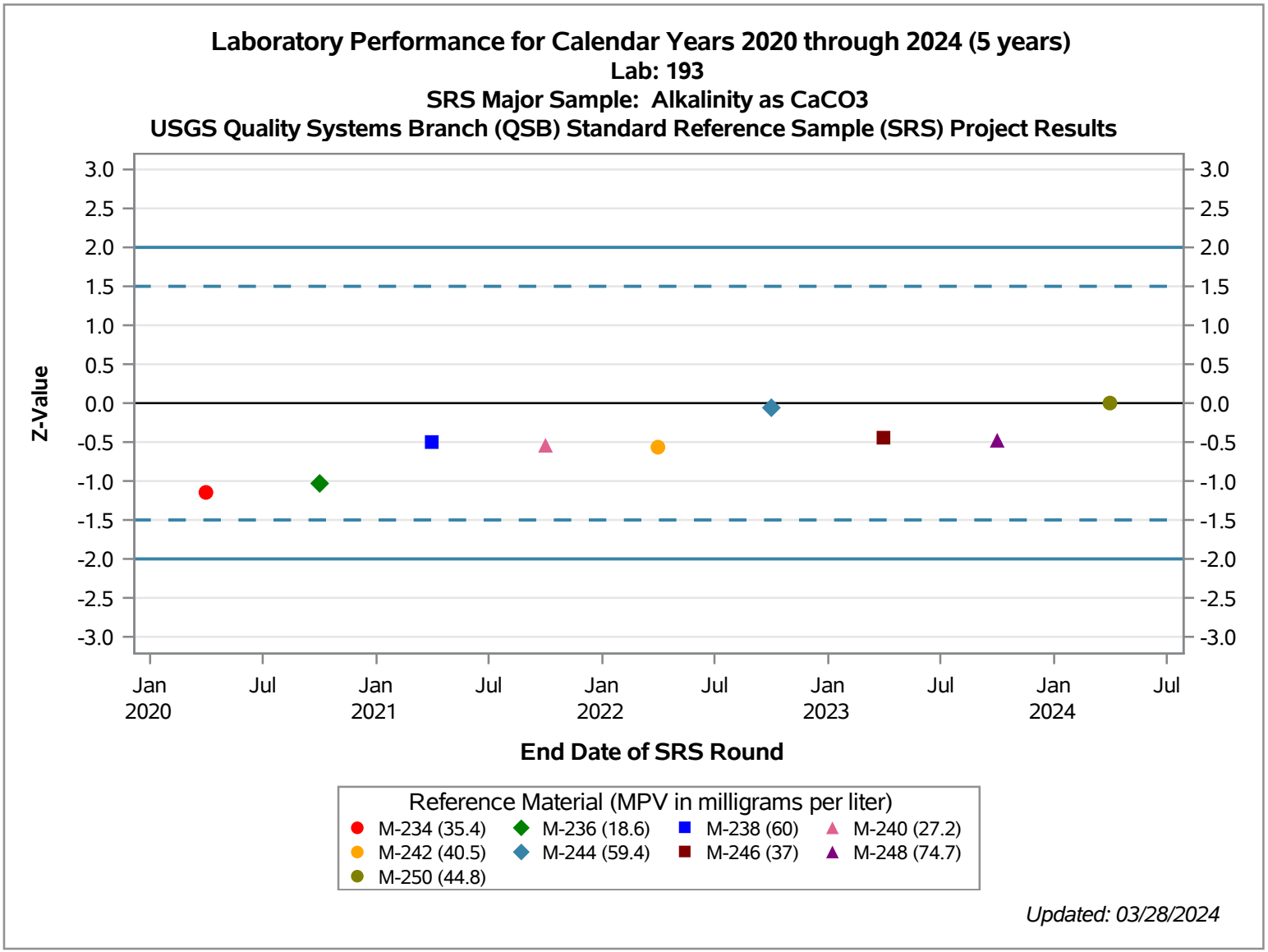
Laboratory Performance for Calendar Years 2020 through 2024 (5 years)
Lab: 193
SRS Major Sample: Alkalinity as CaCO3
USGS Quality Systems Branch (QSB) Standard Reference Sample (SRS) Project Results
Z-Value
3.0
2.5
2.0
1.5
1.0
0.5
0.0
-0.5
-1.0
-1.5
-2.0
-2.5
-3.0
Jan 2020
Jul
Jan 2021
Jul
Jan 2022
Jul
Jan 2023
Jul
Jan 2024
Jul
End Date of SRS Round
Reference Material (MPV in milligrams per liter)
M-234 (35.4)
M-236 (18.6)
M-238 (60)
M-240 (27.2)
M-242 (40.5)
M-244 (59.4)
M-246 (37)
M-248 (74.7)
M-250 (44.8)
Updated: 03/28/2024

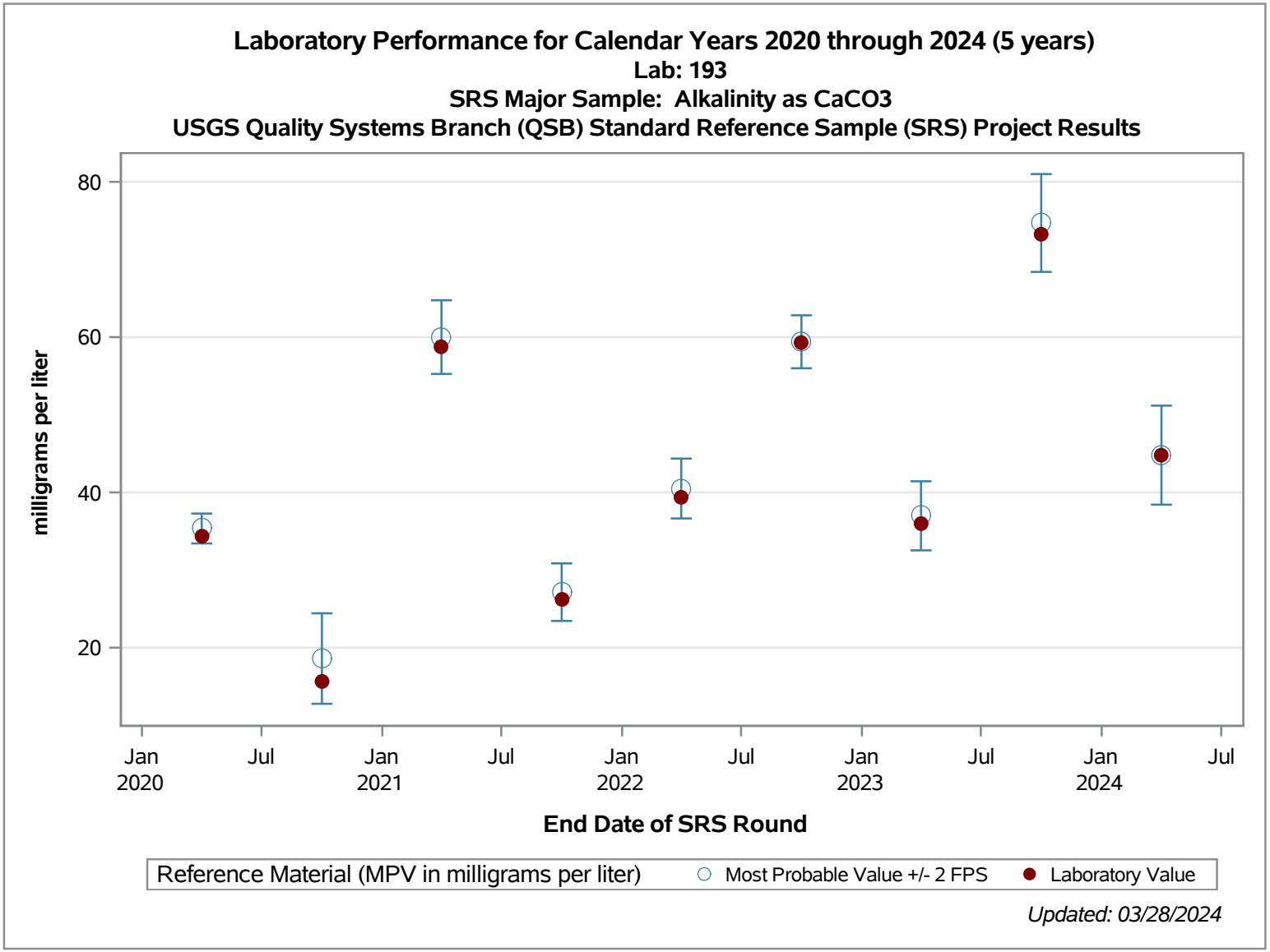
Laboratory Performance for Calendar Years 2020 through 2024 (5 years)
Lab: 193
SRS Major Sample: Alkalinity as CaCO3
USGS Quality Systems Branch (QSB) Standard Reference Sample (SRS) Project Results
milligrams per liter
80
60
40
20
Jan 2020
Jul
Jan 2021
Jul
Jan 2022
Jul
Jan 2023
Jul
Jan 2024
Jul
End Date of SRS Round
Reference Material (MPV in milligrams per liter)
Most Probable Value +/- 2 FPS
Laboratory Value
Updated: 03/28/2024

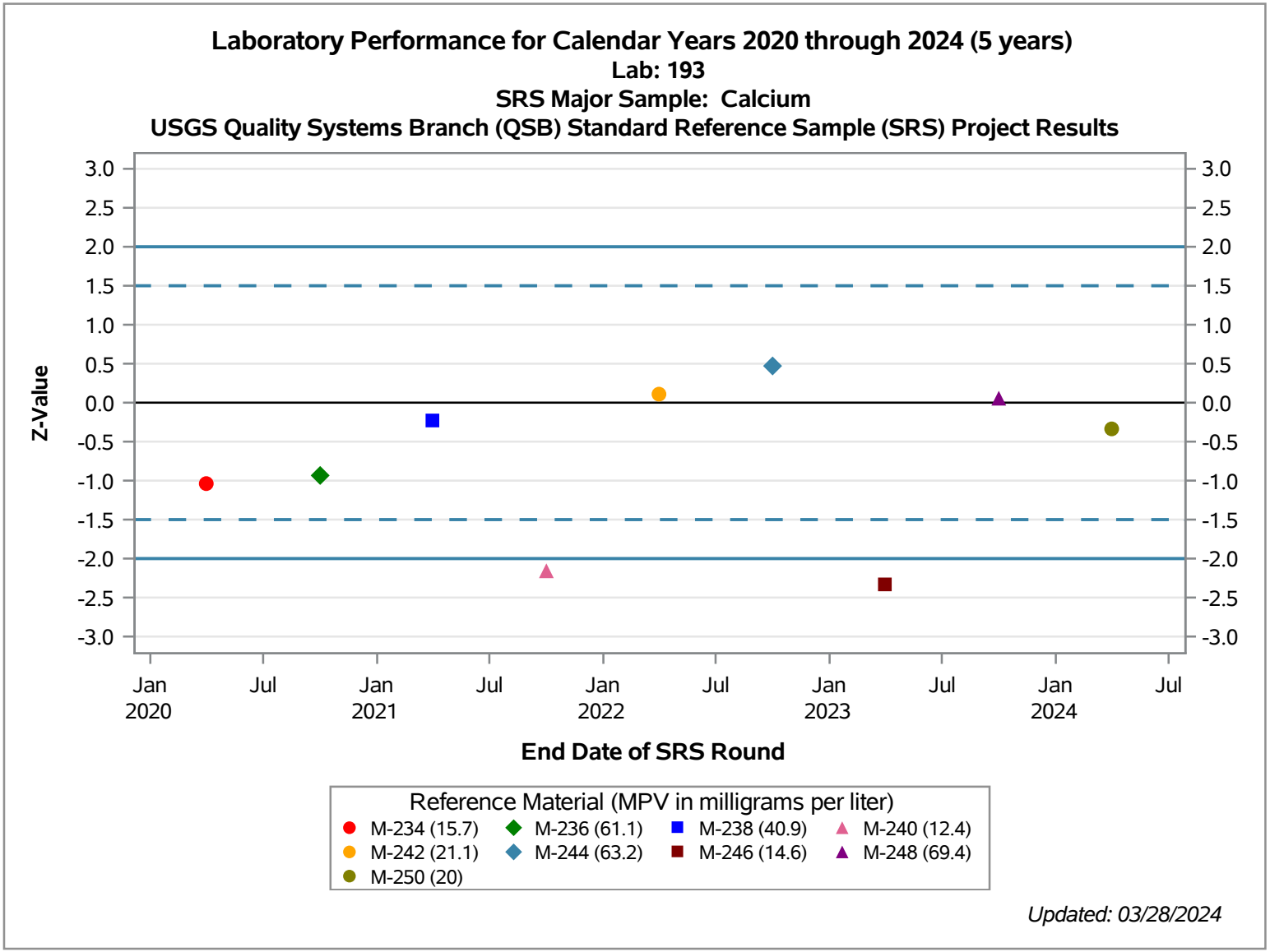
Laboratory Performance for Calendar Years 2020 through 2024 (5 years)
Lab: 193
SRS Major Sample: Calcium
USGS Quality Systems Branch (QSB) Standard Reference Sample (SRS) Project Results
Z-Value
3.0
2.5
2.0
1.5
1.0
0.5
0.0
-0.5
-1.0
-1.5
-2.0
-2.5
-3.0
Jan 2020
Jul
Jan 2021
Jul
Jan 2022
Jul
Jan 2023
Jul
Jan 2024
Jul
End Date of SRS Round
Reference Material (MPV in milligrams per liter)
M-234 (15.7)
M-236 (61.1)
M-238 (40.9)
M-240 (12.4)
M-242 (21.1)
M-244 (63.2)
M-246 (14.6)
M-248 (69.4)
M-250 (20)
Updated: 03/28/2024

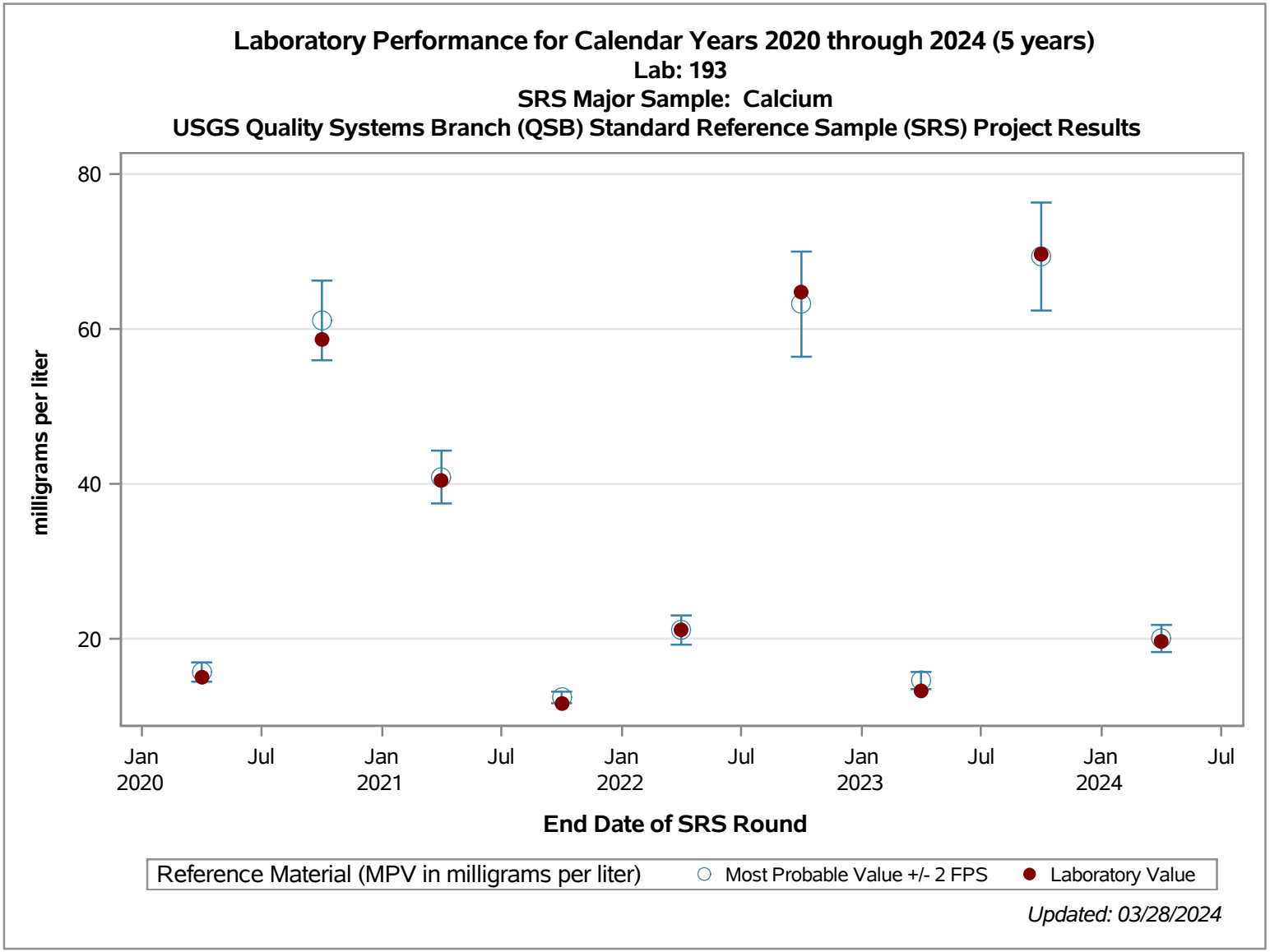
Laboratory Performance for Calendar Years 2020 through 2024 (5 years)
Lab: 193
SRS Major Sample: Calcium
USGS Quality Systems Branch (QSB) Standard Reference Sample (SRS) Project Results
milligrams per liter
80
60
40
20
Jan 2020
Jul
Jan 2021
Jul
Jan 2022
Jul
Jan 2023
Jul
Jan 2024
Jul
End Date of SRS Round
Reference Material (MPV in milligrams per liter)
Most Probable Value +/- 2 FPS
Laboratory Value
Updated: 03/28/2024

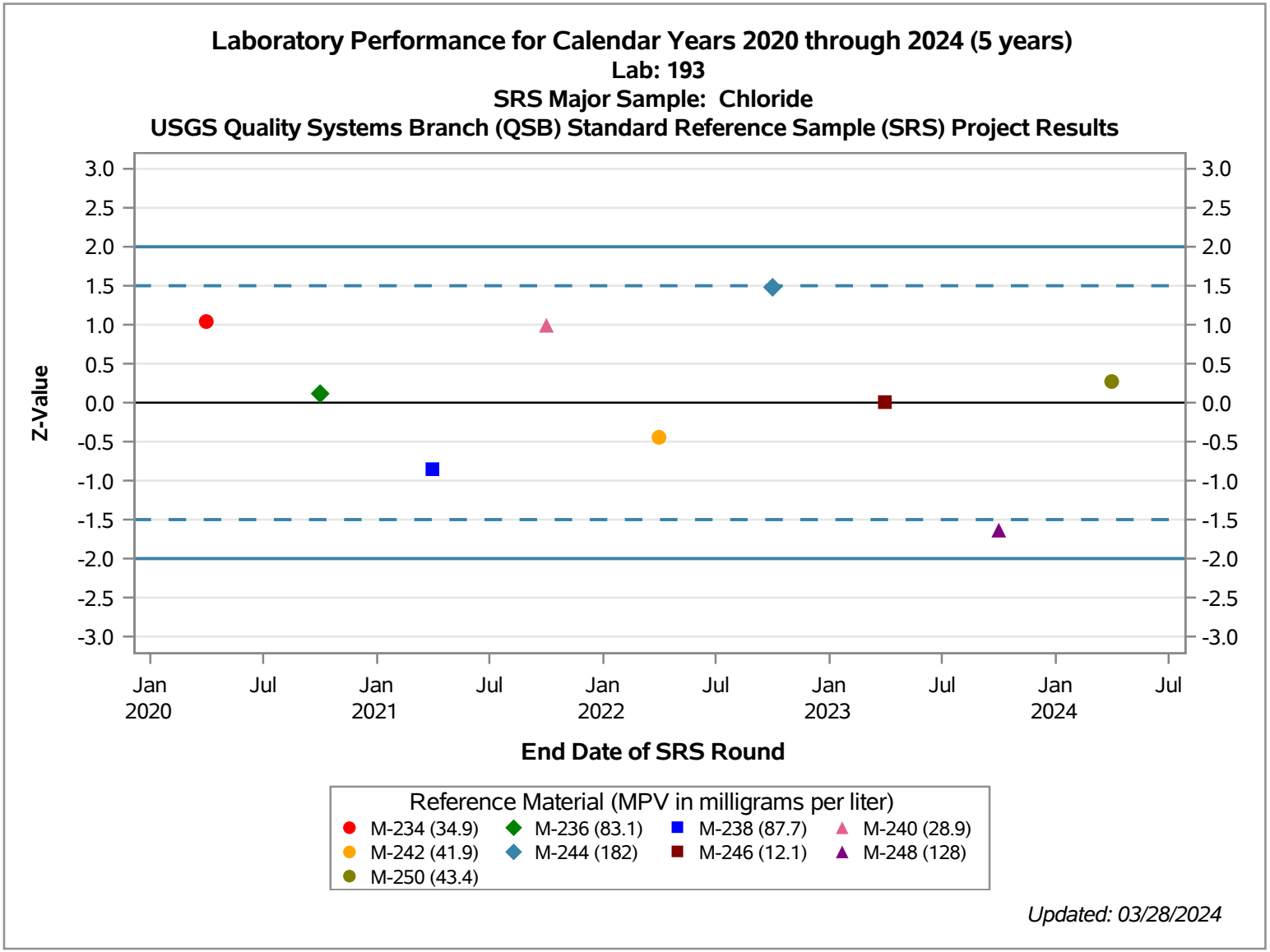
Laboratory Performance for Calendar Years 2020 through 2024 (5 years)
Lab: 193
SRS Major Sample: Chloride
USGS Quality Systems Branch (QSB) Standard Reference Sample (SRS) Project Results
Z-Value
3.0
2.5
2.0
1.5
1.0
0.5
0.0
-0.5
-1.0
-1.5
-2.0
-2.5
-3.0
Jan 2020
Jul
Jan 2021
Jul
Jan 2022
Jul
Jan 2023
Jul
Jan 2024
Jul
End Date of SRS Round
Reference Material (MPV in milligrams per liter)
M-234 (34.9)
M-236 (83.1)
M-238 (87.7)
M-240 (28.9)
M-242 (41.9)
M-244 (182)
M-246 (12.1)
M-248 (128)
M-250 (43.4)
Updated: 03/28/2024

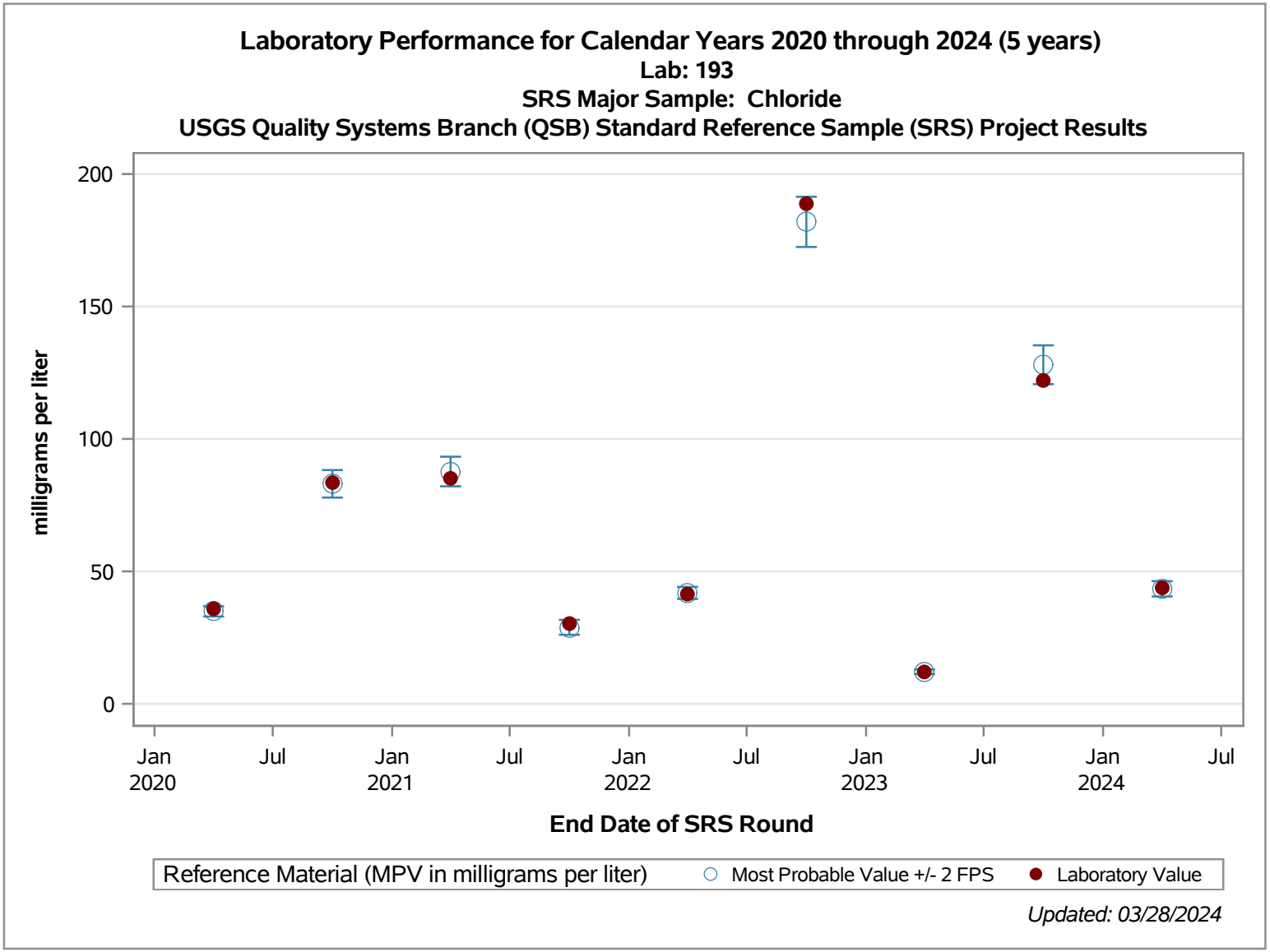
Laboratory Performance for Calendar Years 2020 through 2024 (5 years)
Lab: 193
SRS Major Sample: Chloride
USGS Quality Systems Branch (QSB) Standard Reference Sample (SRS) Project Results
milligrams per liter
200
150
100
50
0
Jan 2020
Jul
Jan 2021
Jul
Jan 2022
Jul
Jan 2023
Jul
Jan 2024
Jul
End Date of SRS Round
Reference Material (MPV in milligrams per liter)
Most Probable Value +/- 2 FPS
Laboratory Value
Updated: 03/28/2024

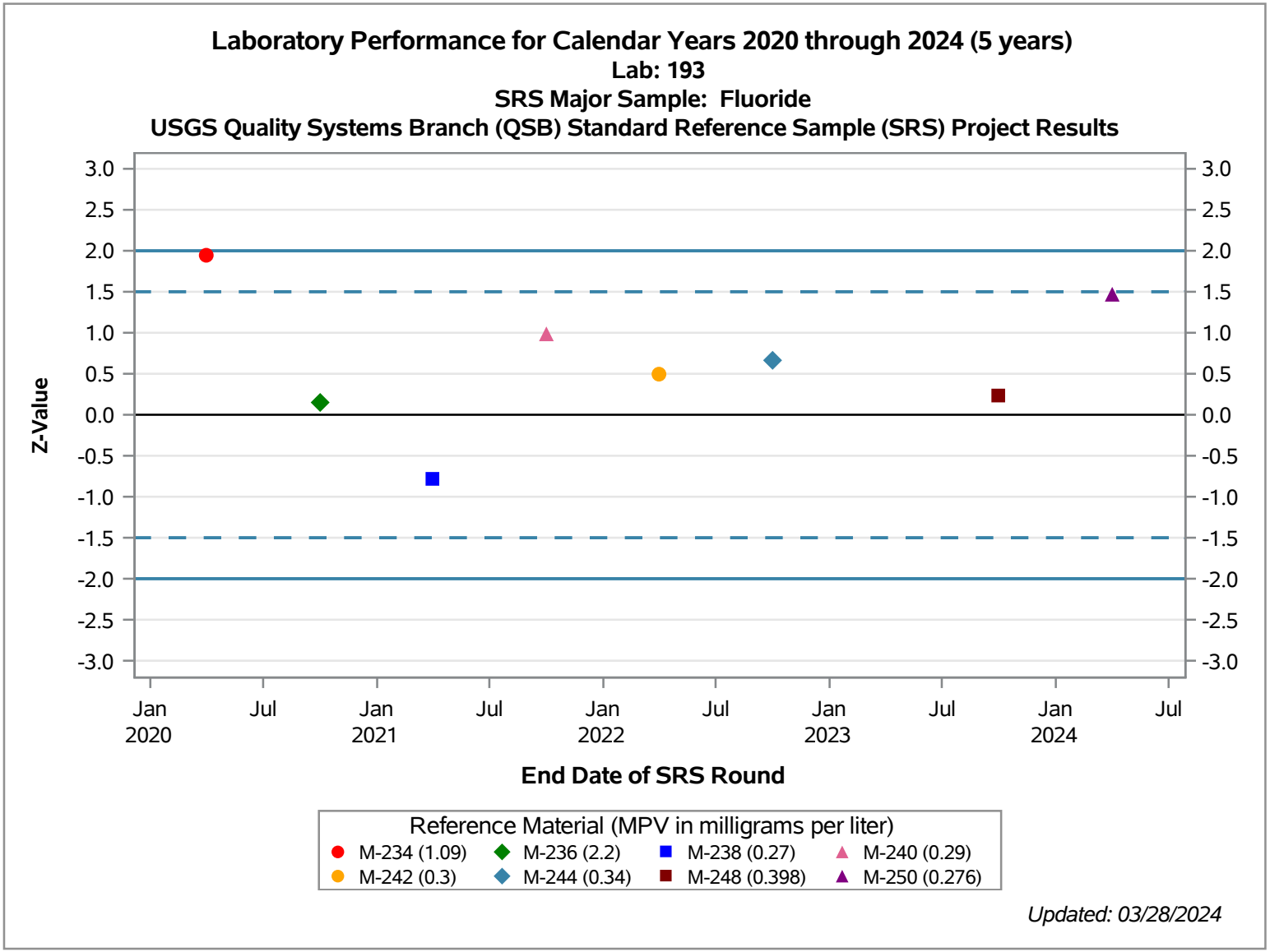
Laboratory Performance for Calendar Years 2020 through 2024 (5 years)
Lab: 193
SRS Major Sample: Fluoride
USGS Quality Systems Branch (QSB) Standard Reference Sample (SRS) Project Results
Z-Value
3.0
2.5
2.0
1.5
1.0
0.5
0.0
-0.5
-1.0
-1.5
-2.0
-2.5
-3.0
Jan 2020
Jul
Jan 2021
Jul
Jan 2022
Jul
Jan 2023
Jul
Jan 2024
Jul
End Date of SRS Round
Reference Material (MPV in milligrams per liter)
M-234 (1.09)
M-236 (2.2)
M-238 (0.27)
M-240 (0.29)
M-242 (0.3)
M-244 (0.34)
M-248 (0.398)
M-250 (0.276)
Updated: 03/28/2024

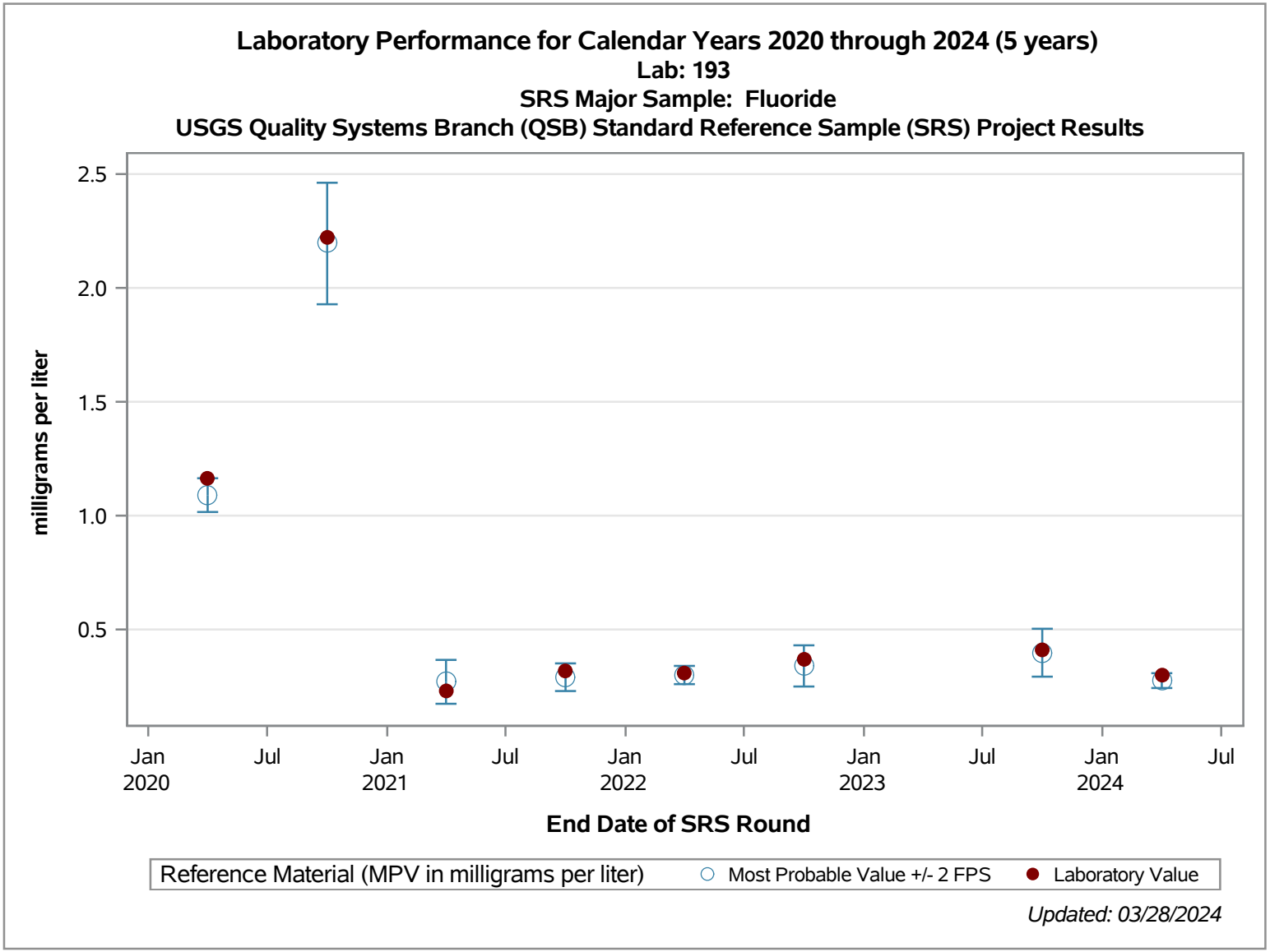
Laboratory Performance for Calendar Years 2020 through 2024 (5 years)
Lab: 193
SRS Major Sample: Fluoride
USGS Quality Systems Branch (QSB) Standard Reference Sample (SRS) Project Results
milligrams per liter
2.5
2.0
1.5
1.0
0.5
Jan 2020
Jul
Jan 2021
Jul
Jan 2022
Jul
Jan 2023
Jul
Jan 2024
Jul
End Date of SRS Round
Reference Material (MPV in milligrams per liter)
Most Probable Value +/- 2 FPS
Laboratory Value
Updated: 03/28/2024

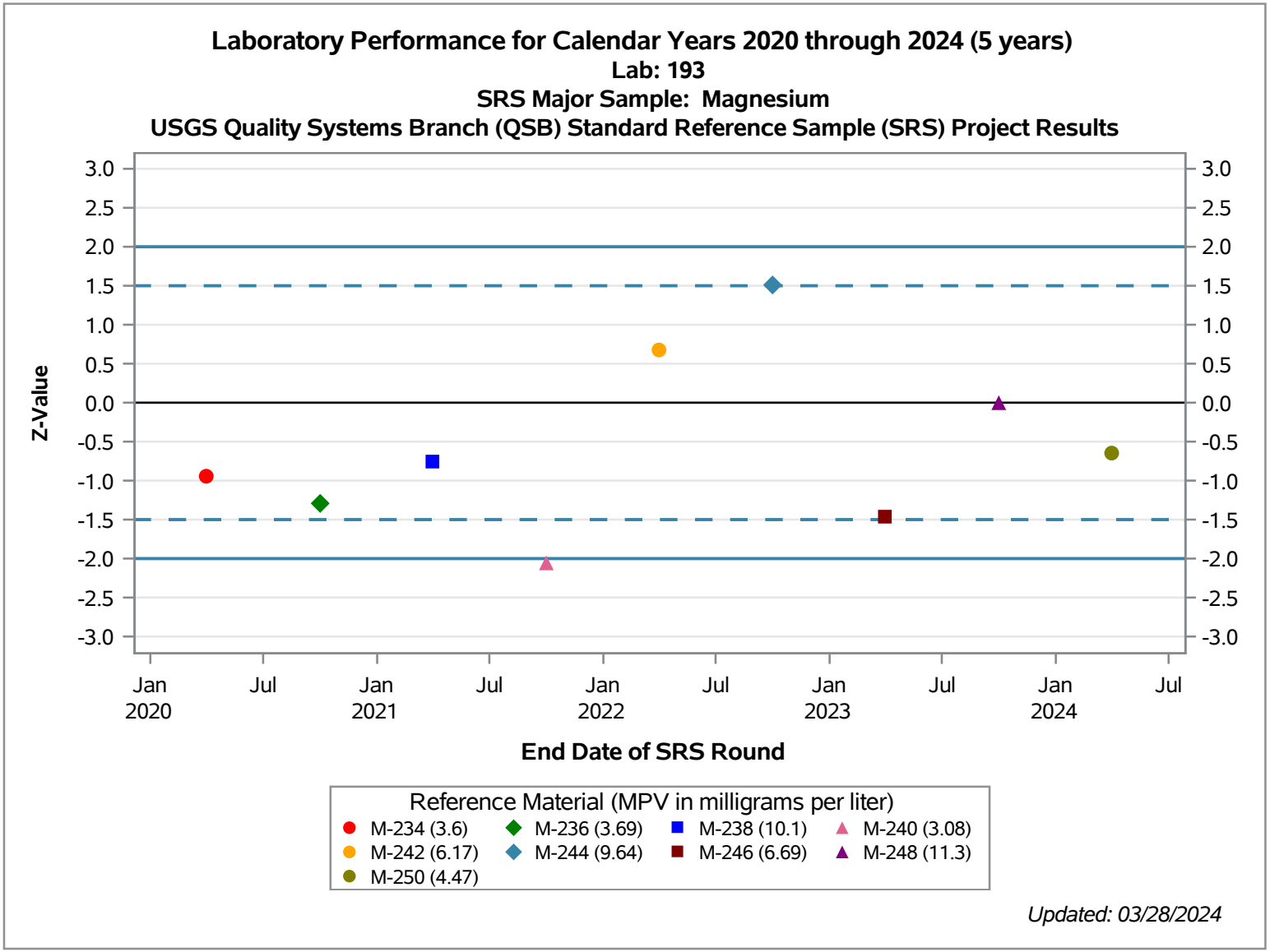
Laboratory Performance for Calendar Years 2020 through 2024 (5 years)
Lab: 193
SRS Major Sample: Magnesium
USGS Quality Systems Branch (QSB) Standard Reference Sample (SRS) Project Results
Z-Value
3.0
2.5
2.0
1.5
1.0
0.5
0.0
-0.5
-1.0
-1.5
-2.0
-2.5
-3.0
Jan 2020
Jul
Jan 2021
Jul
Jan 2022
Jul
Jan 2023
Jul
Jan 2024
Jul
End Date of SRS Round
Reference Material (MPV in milligrams per liter)
M-234 (3.6)
M-236 (3.69)
M-238 (10.1)
M-240 (3.08)
M-242 (6.17)
M-244 (9.64)
M-246 (6.69)
M-248 (11.3)
M-250 (4.47)
Updated: 03/28/2024

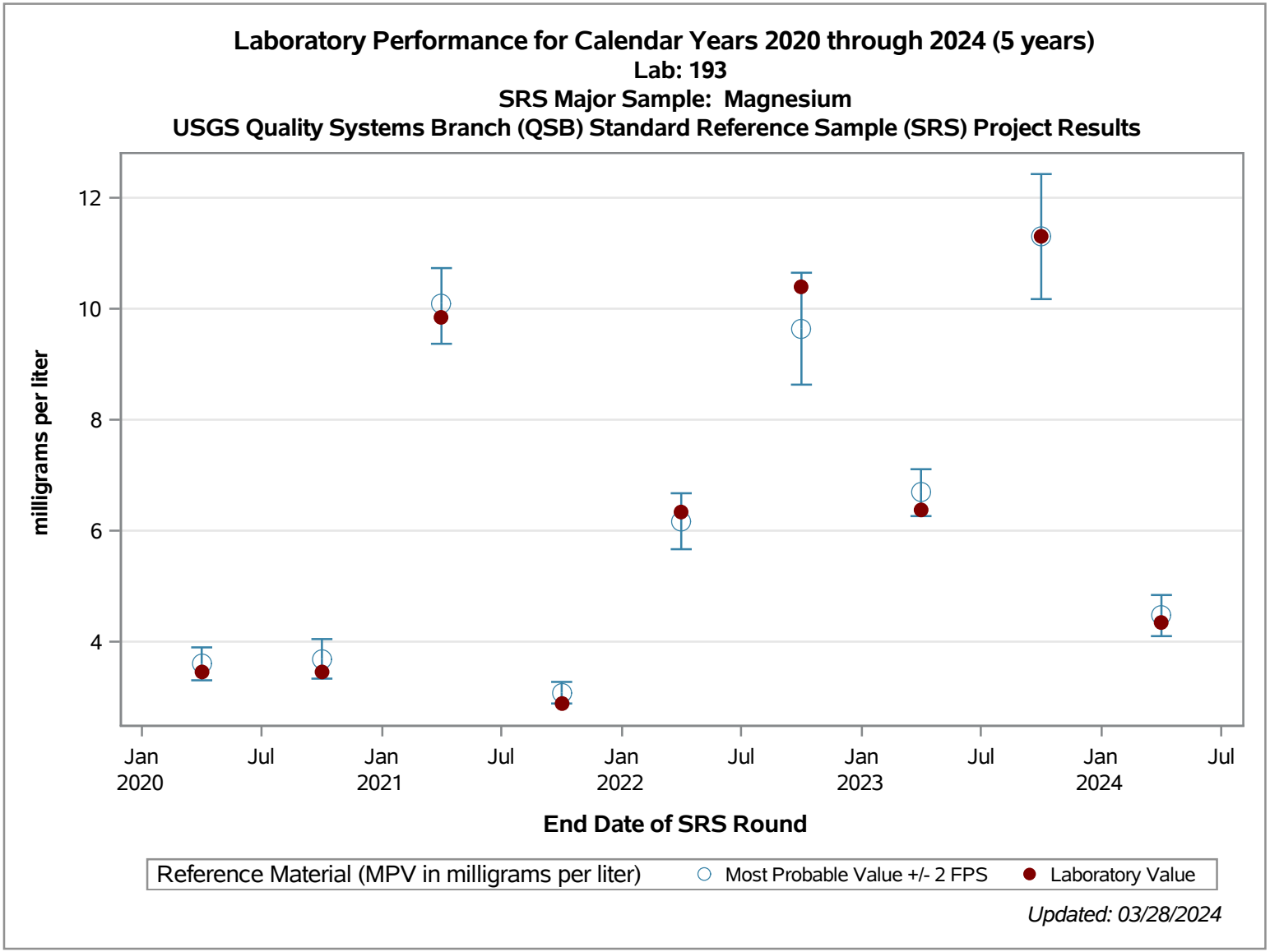
Laboratory Performance for Calendar Years 2020 through 2024 (5 years)
Lab: 193
SRS Major Sample: Magnesium
USGS Quality Systems Branch (QSB) Standard Reference Sample (SRS) Project Results
milligrams per liter
12
10
8
6
4
Jan 2020
Jul
Jan 2021
Jul
Jan 2022
Jul
Jan 2023
Jul
Jan 2024
Jul
End Date of SRS Round
Reference Material (MPV in milligrams per liter)
Most Probable Value +/- 2 FPS
Laboratory Value
Updated: 03/28/2024

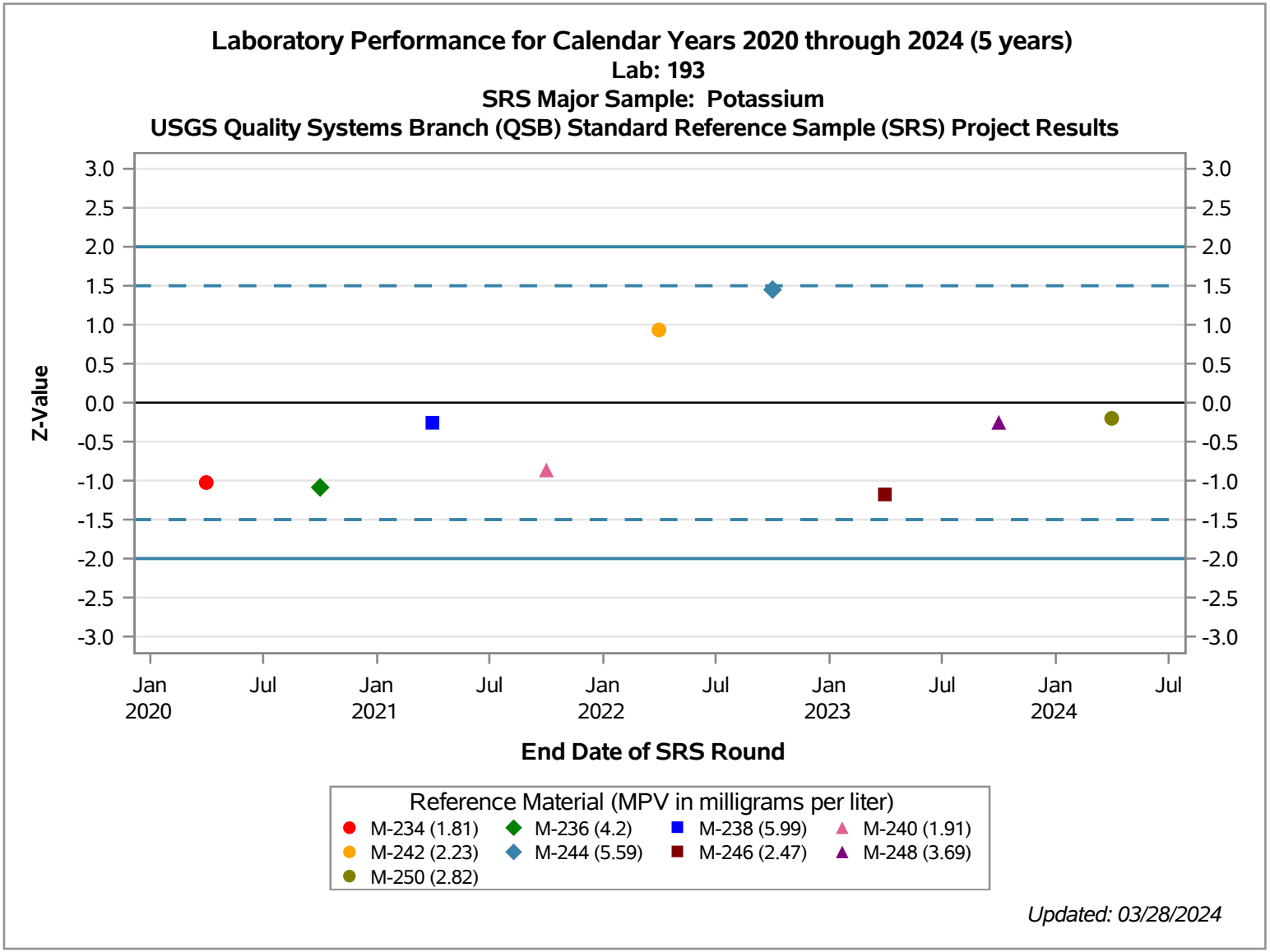
Laboratory Performance for Calendar Years 2020 through 2024 (5 years)
Lab: 193
SRS Major Sample: Potassium
USGS Quality Systems Branch (QSB) Standard Reference Sample (SRS) Project Results
Z-Value
3.0
2.5
2.0
1.5
1.0
0.5
0.0
-0.5
-1.0
-1.5
-2.0
-2.5
-3.0
Jan 2020
Jul
Jan 2021
Jul
Jan 2022
Jul
Jan 2023
Jul
Jan 2024
Jul
End Date of SRS Round
Reference Material (MPV in milligrams per liter)
M-234 (1.81)
M-236 (4.2)
M-238 (5.99)
M-240 (1.91)
M-242 (2.23)
M-244 (5.59)
M-246 (2.47)
M-248 (3.69)
M-250 (2.82)
Updated: 03/28/2024

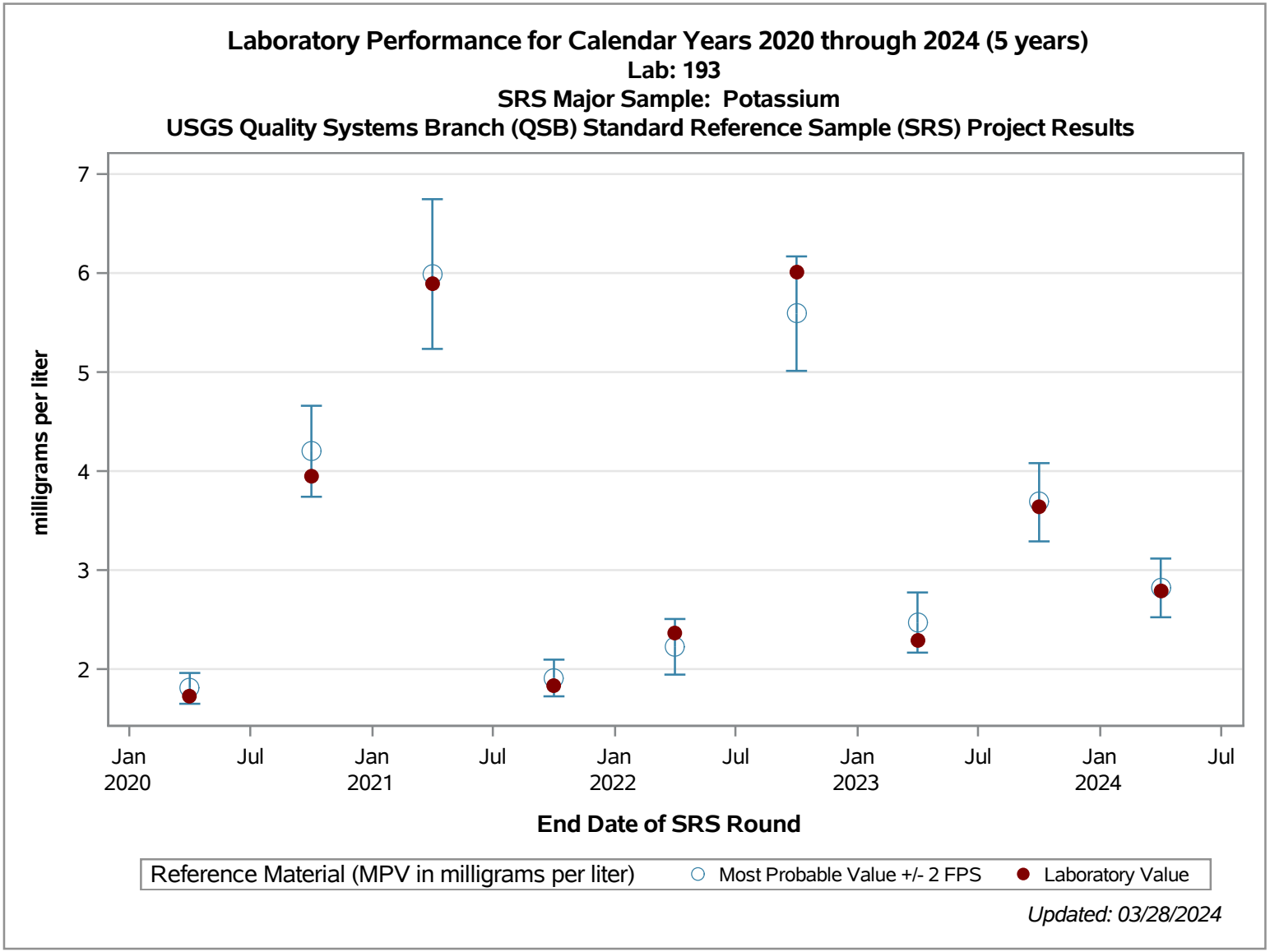
Laboratory Performance for Calendar Years 2020 through 2024 (5 years)
Lab: 193
SRS Major Sample: Potassium
USGS Quality Systems Branch (QSB) Standard Reference Sample (SRS) Project Results
milligrams per liter
7
6
5
4
3
2
Jan 2020
Jul
Jan 2021
Jul
Jan 2022
Jul
Jan 2023
Jul
Jan 2024
Jul
End Date of SRS Round
Reference Material (MPV in milligrams per liter)
Most Probable Value +/- 2 FPS
Laboratory Value
Updated: 03/28/2024

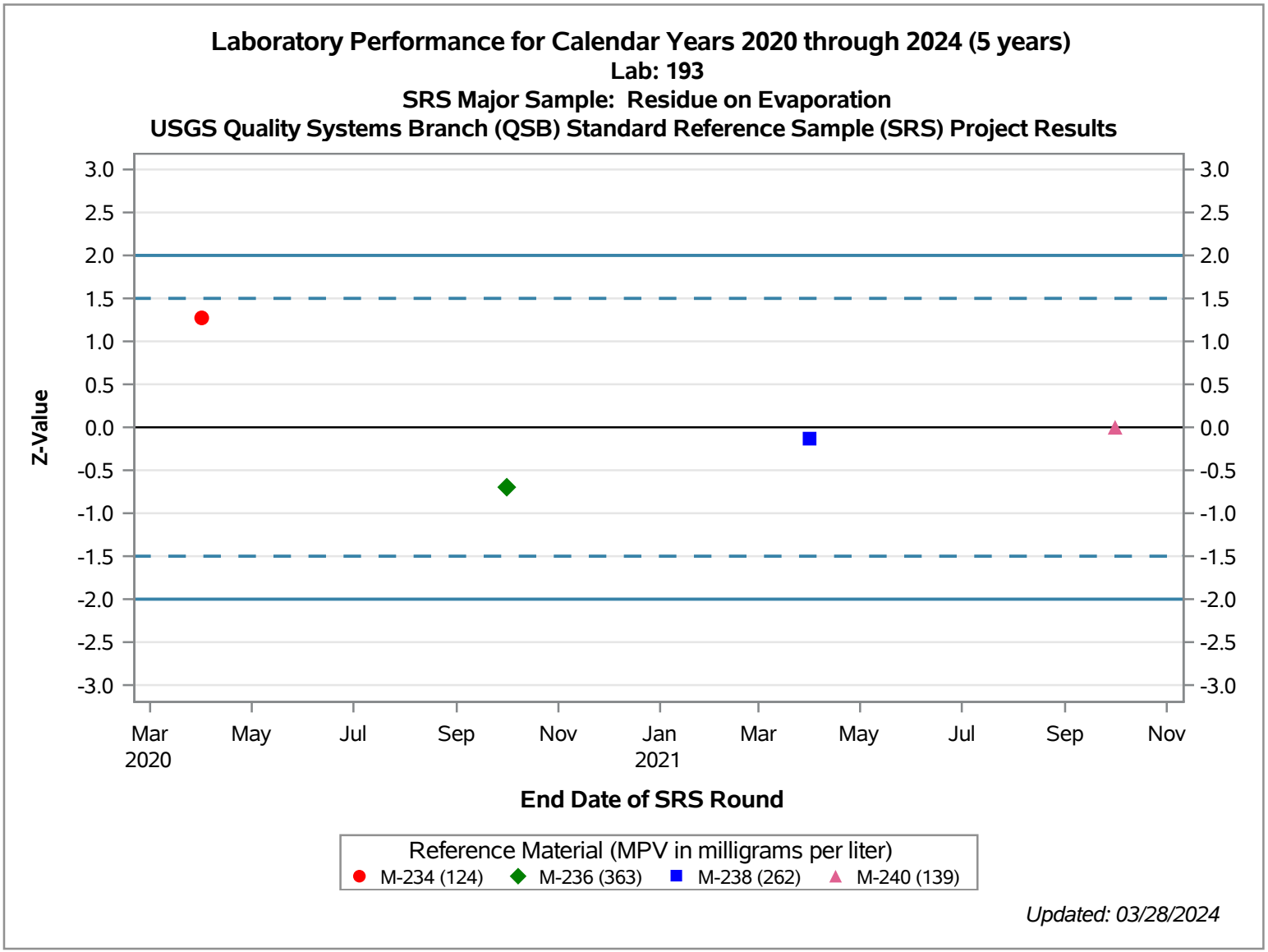
Laboratory Performance for Calendar Years 2020 through 2024 (5 years)
Lab: 193
SRS Major Sample: Residue on Evaporation
USGS Quality Systems Branch (QSB) Standard Reference Sample (SRS) Project Results
Z-Value
3.0
2.5
2.0
1.5
1.0
0.5
0.0
-0.5
-1.0
-1.5
-2.0
-2.5
-3.0
Mar 2020
May
Jul
Sep
Nov
Jan 2021
Mar
May
Jul
Sep
Nov
End Date of SRS Round
Reference Material (MPV in milligrams per liter)
M-234 (124)
M-236 (363)
M-238 (262)
M-240 (139)
Updated: 03/28/2024

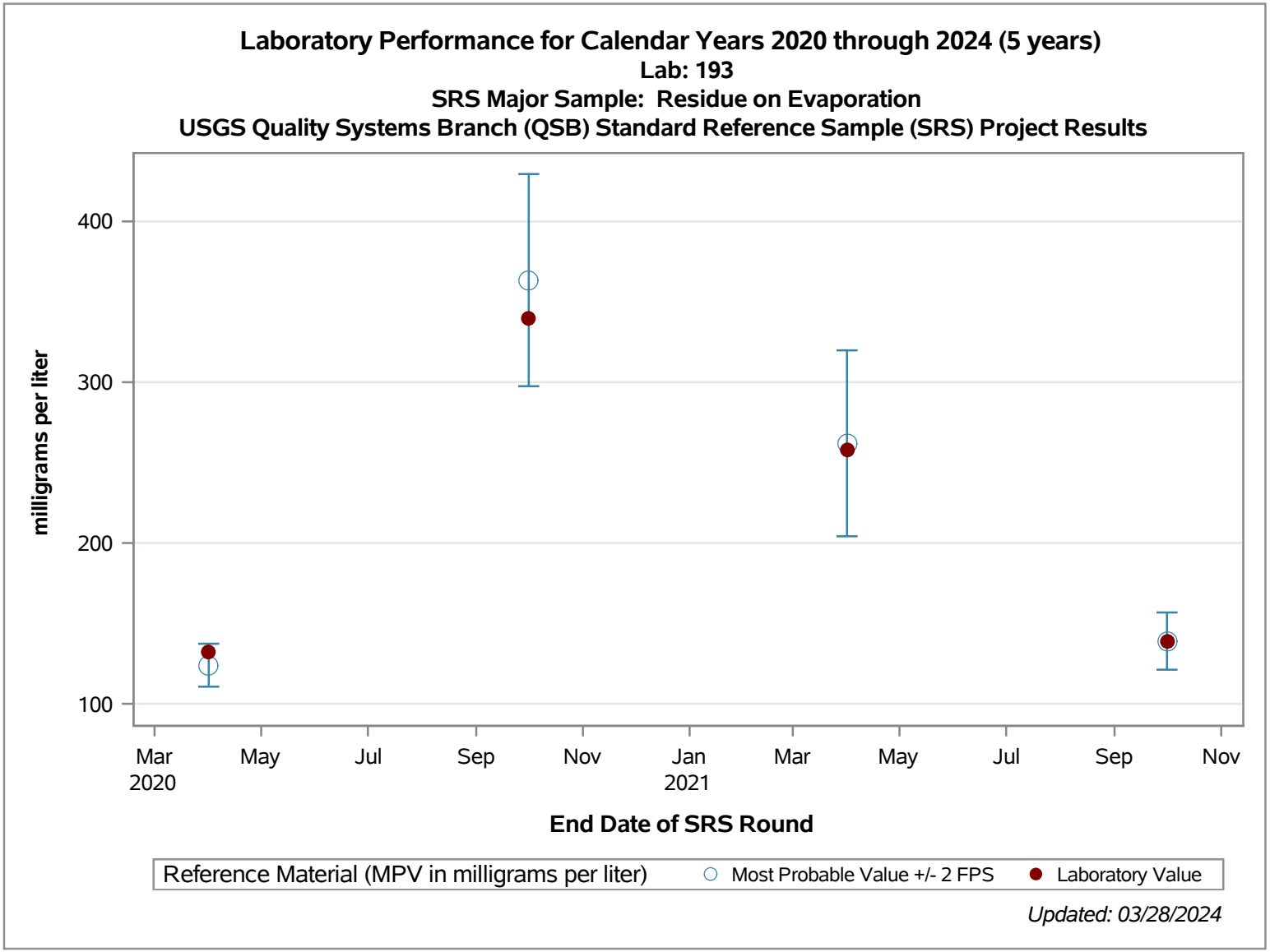
Laboratory Performance for Calendar Years 2020 through 2024 (5 years)
Lab: 193
SRS Major Sample: Residue on Evaporation
USGS Quality Systems Branch (QSB) Standard Reference Sample (SRS) Project Results
milligrams per liter
400
300
200
100
Mar
2020
May
Jul
Sep
Nov
Jan
2021
Mar
May
Jul
Sep
Nov
End Date of SRS Round
Reference Material (MPV in milligrams per liter)
Most Probable Value +/- 2 FPS
Laboratory Value
Updated: 03/28/2024

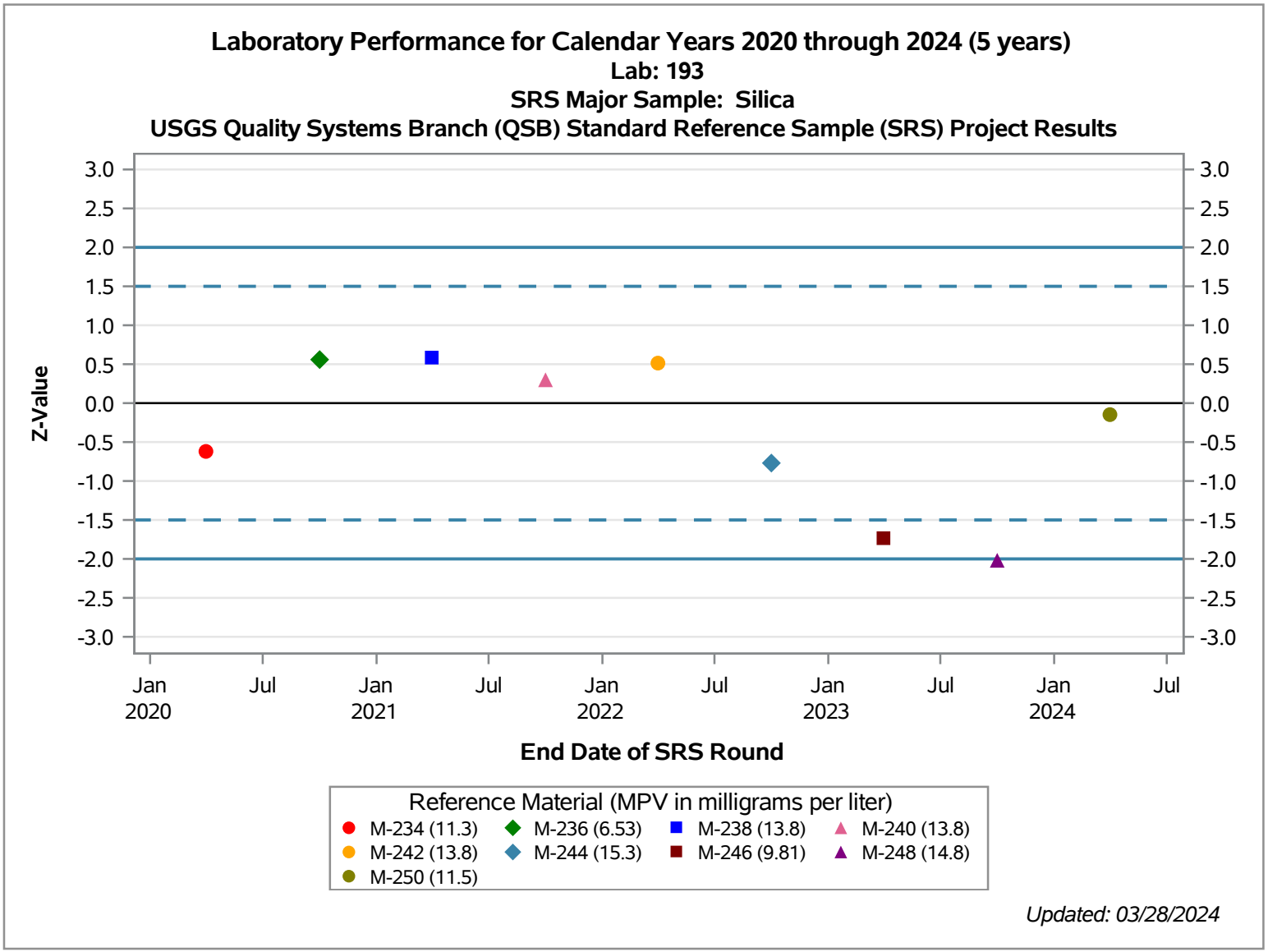
Laboratory Performance for Calendar Years 2020 through 2024 (5 years)
Lab: 193
SRS Major Sample: Silica
USGS Quality Systems Branch (QSB) Standard Reference Sample (SRS) Project Results
Z-Value
3.0
2.5
2.0
1.5
1.0
0.5
0.0
-0.5
-1.0
-1.5
-2.0
-2.5
-3.0
Jan 2020
Jul
Jan 2021
Jul
Jan 2022
Jul
Jan 2023
Jul
Jan 2024
Jul
End Date of SRS Round
Reference Material (MPV in milligrams per liter)
M-234 (11.3)
M-236 (6.53)
M-238 (13.8)
M-240 (13.8)
M-242 (13.8)
M-244 (15.3)
M-246 (9.81)
M-248 (14.8)
M-250 (11.5)
Updated: 03/28/2024

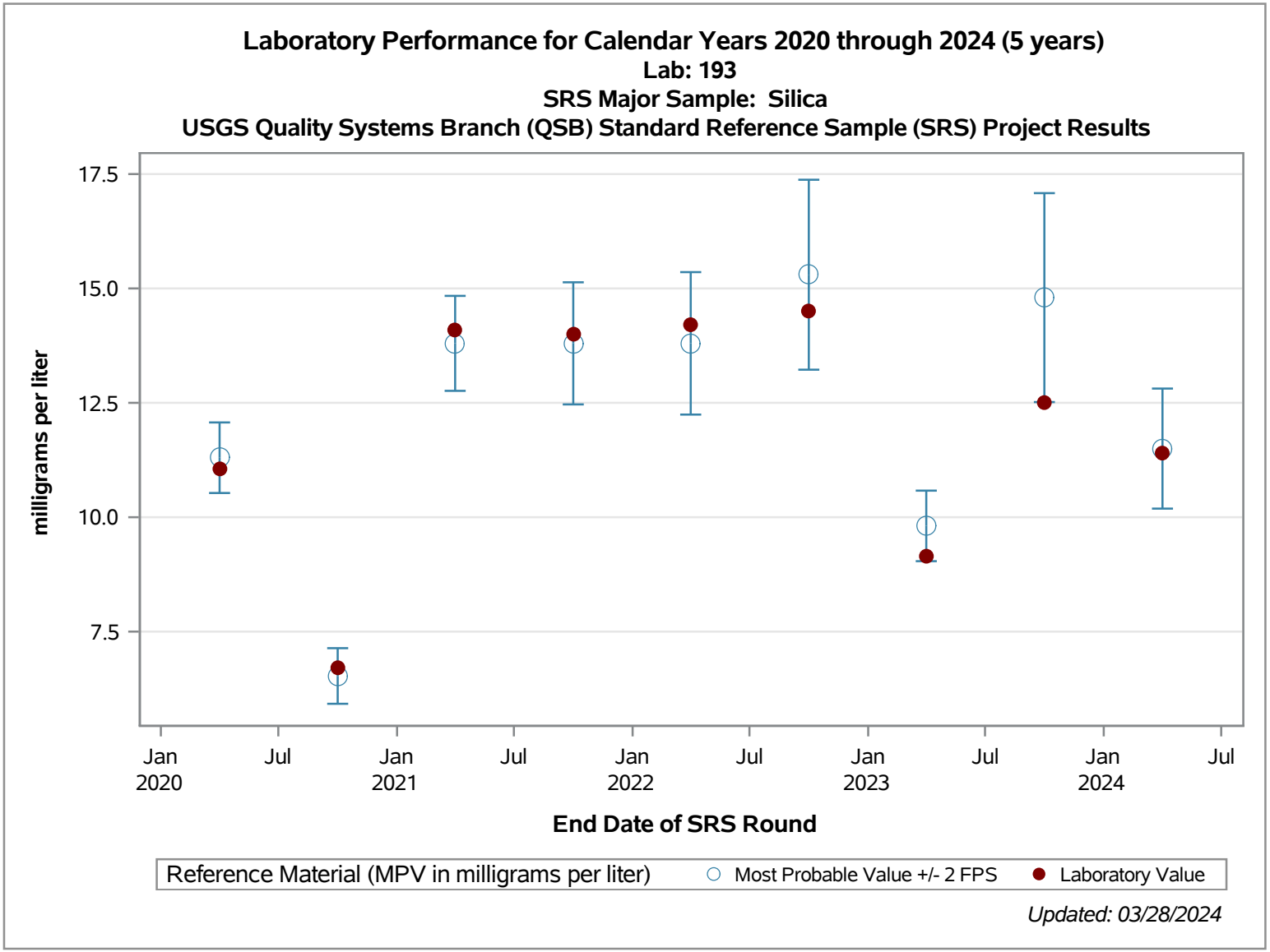
Laboratory Performance for Calendar Years 2020 through 2024 (5 years)
Lab: 193
SRS Major Sample: Silica
USGS Quality Systems Branch (QSB) Standard Reference Sample (SRS) Project Results
milligrams per liter
17.5
15.0
12.5
10.0
7.5
Jan 2020
Jul
Jan 2021
Jul
Jan 2022
Jul
Jan 2023
Jul
Jan 2024
Jul
End Date of SRS Round
Reference Material (MPV in milligrams per liter)
Most Probable Value +/- 2 FPS
Laboratory Value
Updated: 03/28/2024

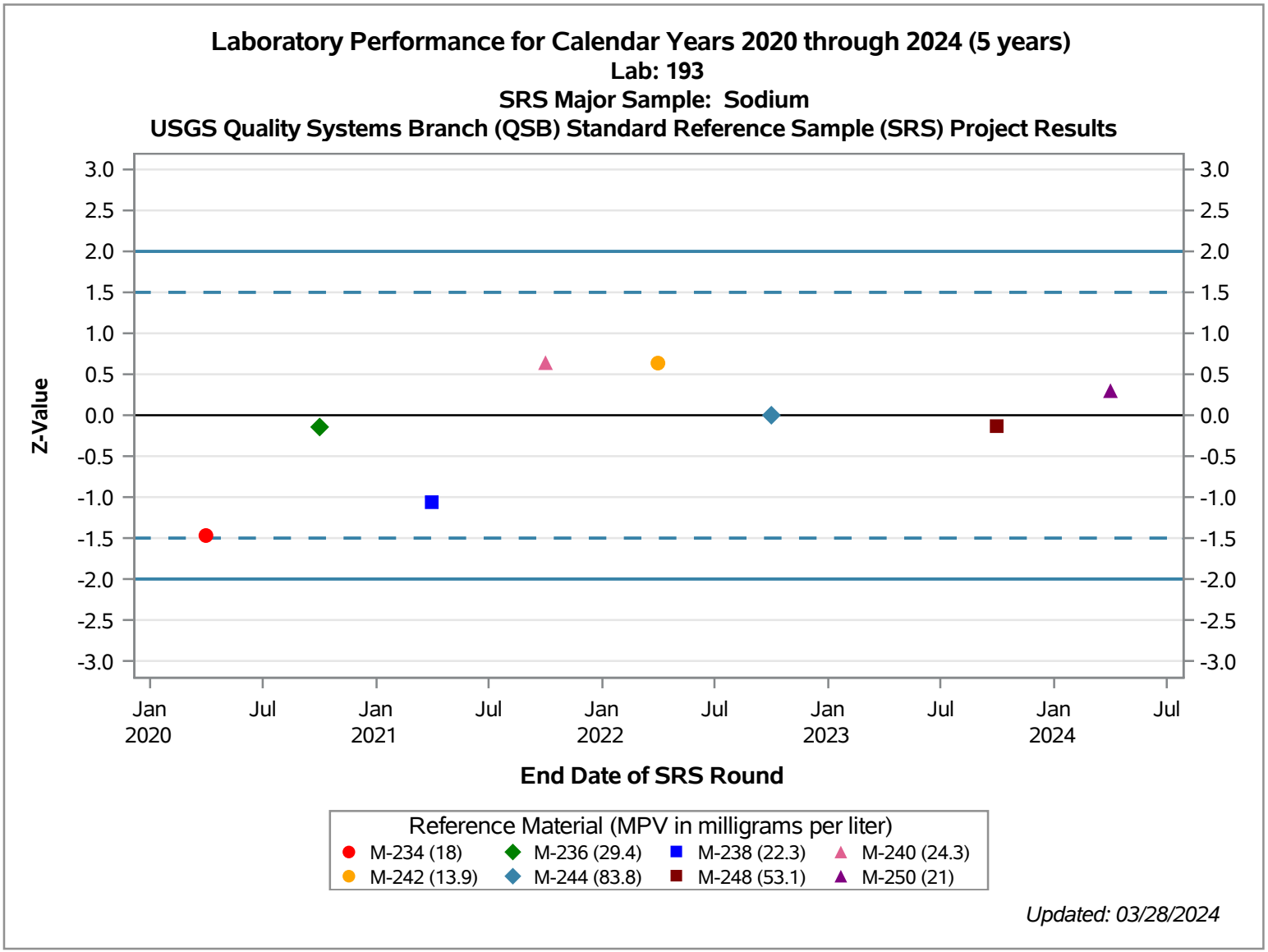
Laboratory Performance for Calendar Years 2020 through 2024 (5 years)
Lab: 193
SRS Major Sample: Sodium
USGS Quality Systems Branch (QSB) Standard Reference Sample (SRS) Project Results
Z-Value
3.0
2.5
2.0
1.5
1.0
0.5
0.0
-0.5
-1.0
-1.5
-2.0
-2.5
-3.0
Jan 2020
Jul
Jan 2021
Jul
Jan 2022
Jul
Jan 2023
Jul
Jan 2024
Jul
End Date of SRS Round
Reference Material (MPV in milligrams per liter)
M-234 (18)
M-236 (29.4)
M-238 (22.3)
M-240 (24.3)
M-242 (13.9)
M-244 (83.8)
M-248 (53.1)
M-250 (21)
Updated: 03/28/2024

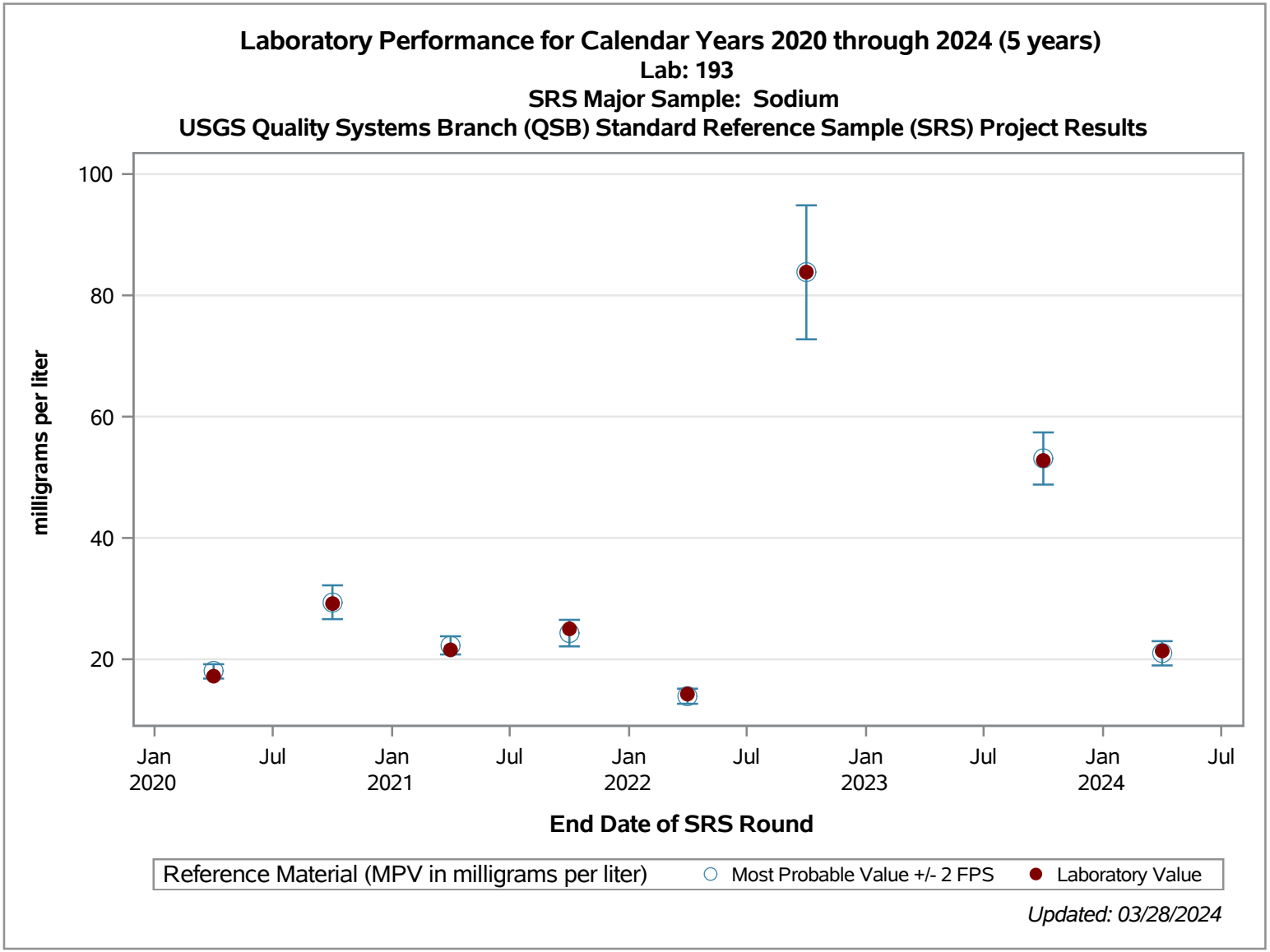
Laboratory Performance for Calendar Years 2020 through 2024 (5 years)
Lab: 193
SRS Major Sample: Sodium
USGS Quality Systems Branch (QSB) Standard Reference Sample (SRS) Project Results
milligrams per liter
100
80
60
40
20
Jan 2020
Jul
Jan 2021
Jul
Jan 2022
Jul
Jan 2023
Jul
Jan 2024
Jul
End Date of SRS Round
Reference Material (MPV in milligrams per liter)
Most Probable Value +/- 2 FPS
Laboratory Value
Updated: 03/28/2024

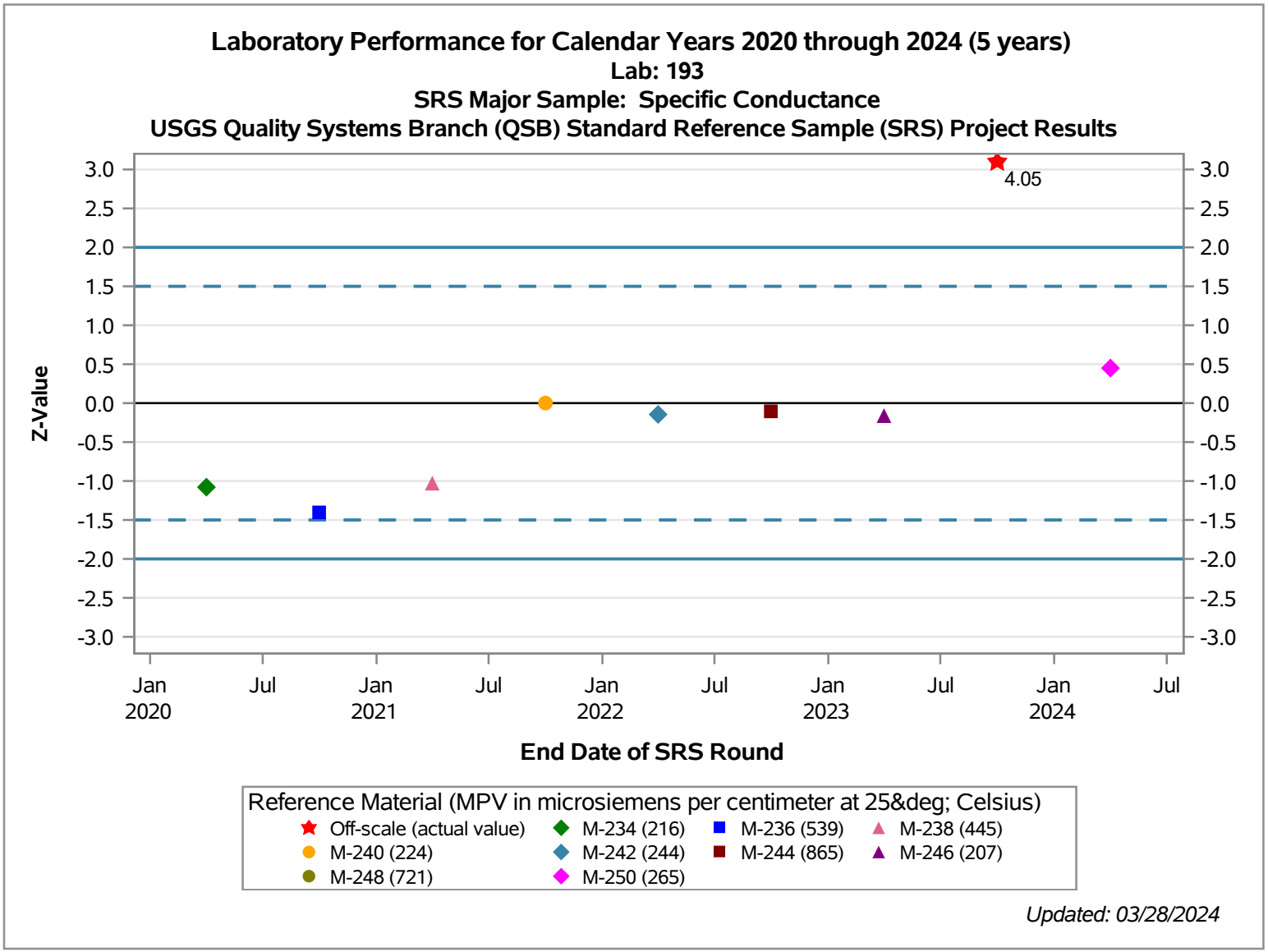
Laboratory Performance for Calendar Years 2020 through 2024 (5 years)
Lab: 193
SRS Major Sample: Specific Conductance
USGS Quality Systems Branch (QSB) Standard Reference Sample (SRS) Project Results
Z-Value
3.0
2.5
2.0
1.5
1.0
0.5
0.0
-0.5
-1.0
-1.5
-2.0
-2.5
-3.0
4.05
Jan 2020
Jul
Jan 2021
Jul
Jan 2022
Jul
Jan 2023
Jul
Jan 2024
Jul
End Date of SRS Round
Reference Material (MPV in microsiemens per centimeter at 25° Celsius)
Off-scale (actual value)
M-234 (216)
M-236 (539)
M-238 (445)
M-240 (224)
M-242 (244)
M-244 (865)
M-246 (207)
M-248 (721)
M-250 (265)
Updated: 03/28/2024

**Laboratory Performance for Calendar Years 2020 through 2024 (5 years)**
**Lab: 193**
**SRS Major Sample: Specific Conductance**
**USGS Quality Systems Branch (QSB) Standard Reference Sample (SRS) Project Results**

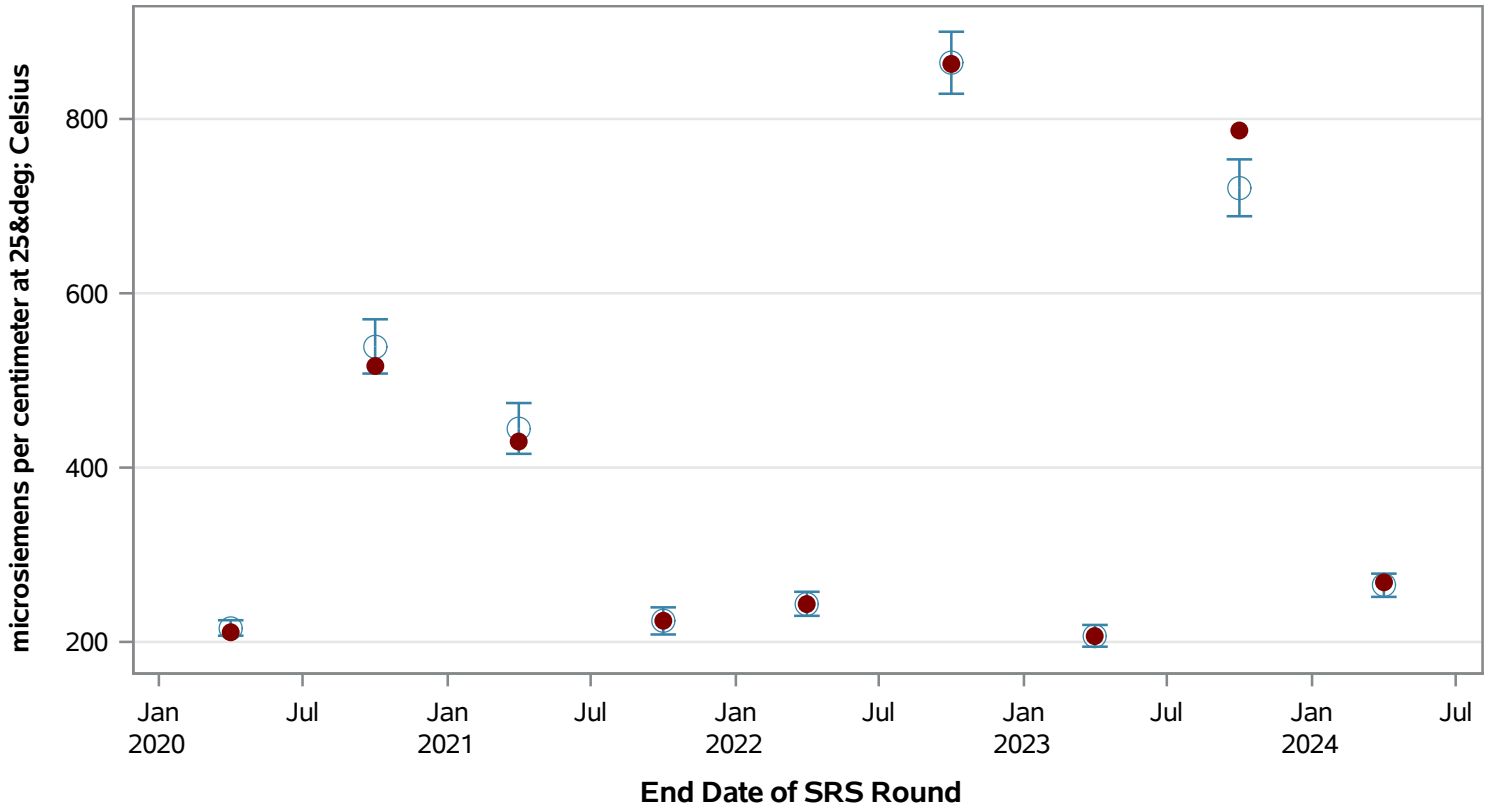


*Updated: 03/28/2024*

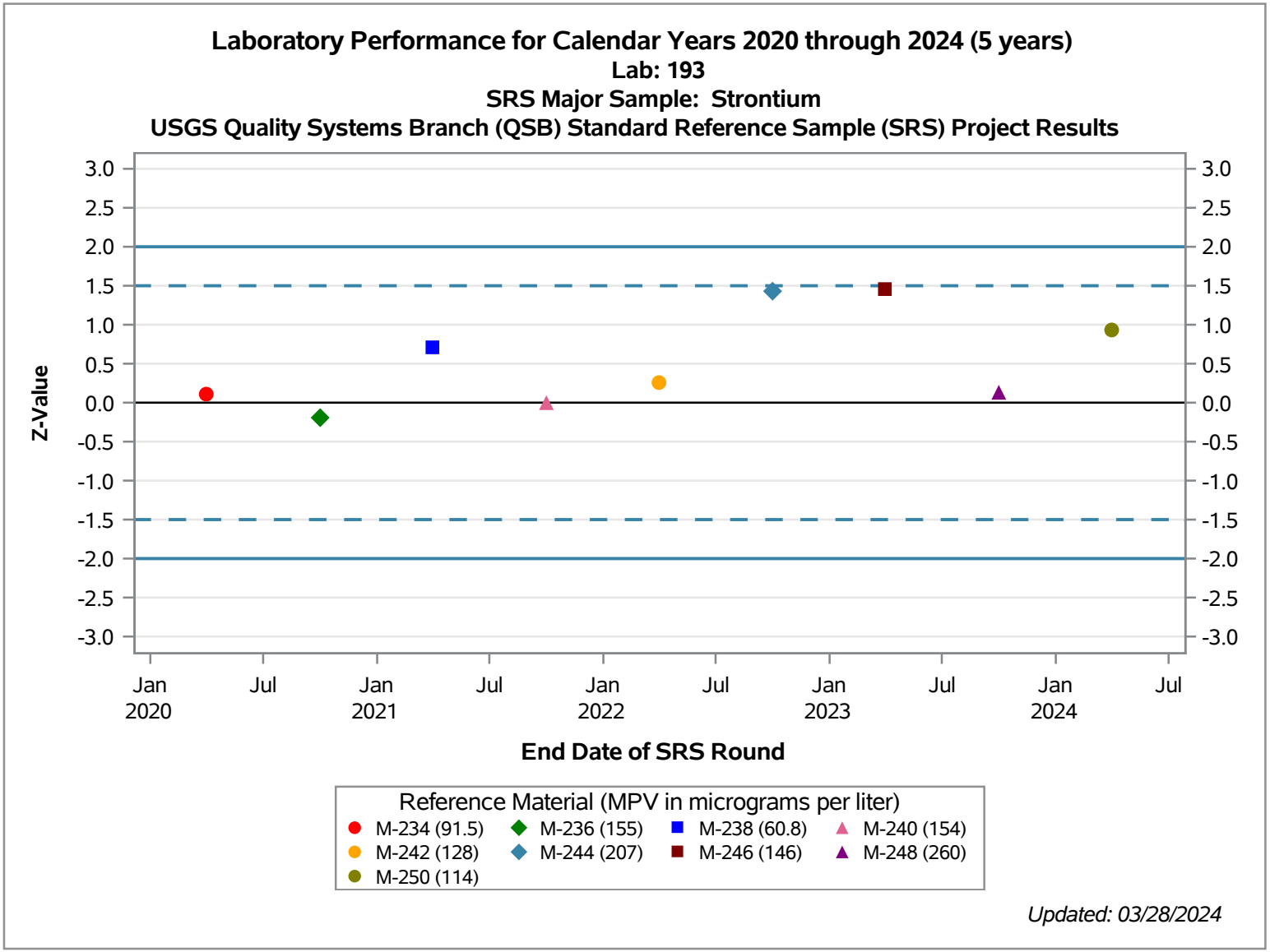
Laboratory Performance for Calendar Years 2020 through 2024 (5 years)
Lab: 193
SRS Major Sample: Strontium
USGS Quality Systems Branch (QSB) Standard Reference Sample (SRS) Project Results
Z-Value
3.0
2.5
2.0
1.5
1.0
0.5
0.0
-0.5
-1.0
-1.5
-2.0
-2.5
-3.0
Jan 2020
Jul
Jan 2021
Jul
Jan 2022
Jul
Jan 2023
Jul
Jan 2024
Jul
End Date of SRS Round
Reference Material (MPV in micrograms per liter)
M-234 (91.5)
M-236 (155)
M-238 (60.8)
M-240 (154)
M-242 (128)
M-244 (207)
M-246 (146)
M-248 (260)
M-250 (114)
Updated: 03/28/2024

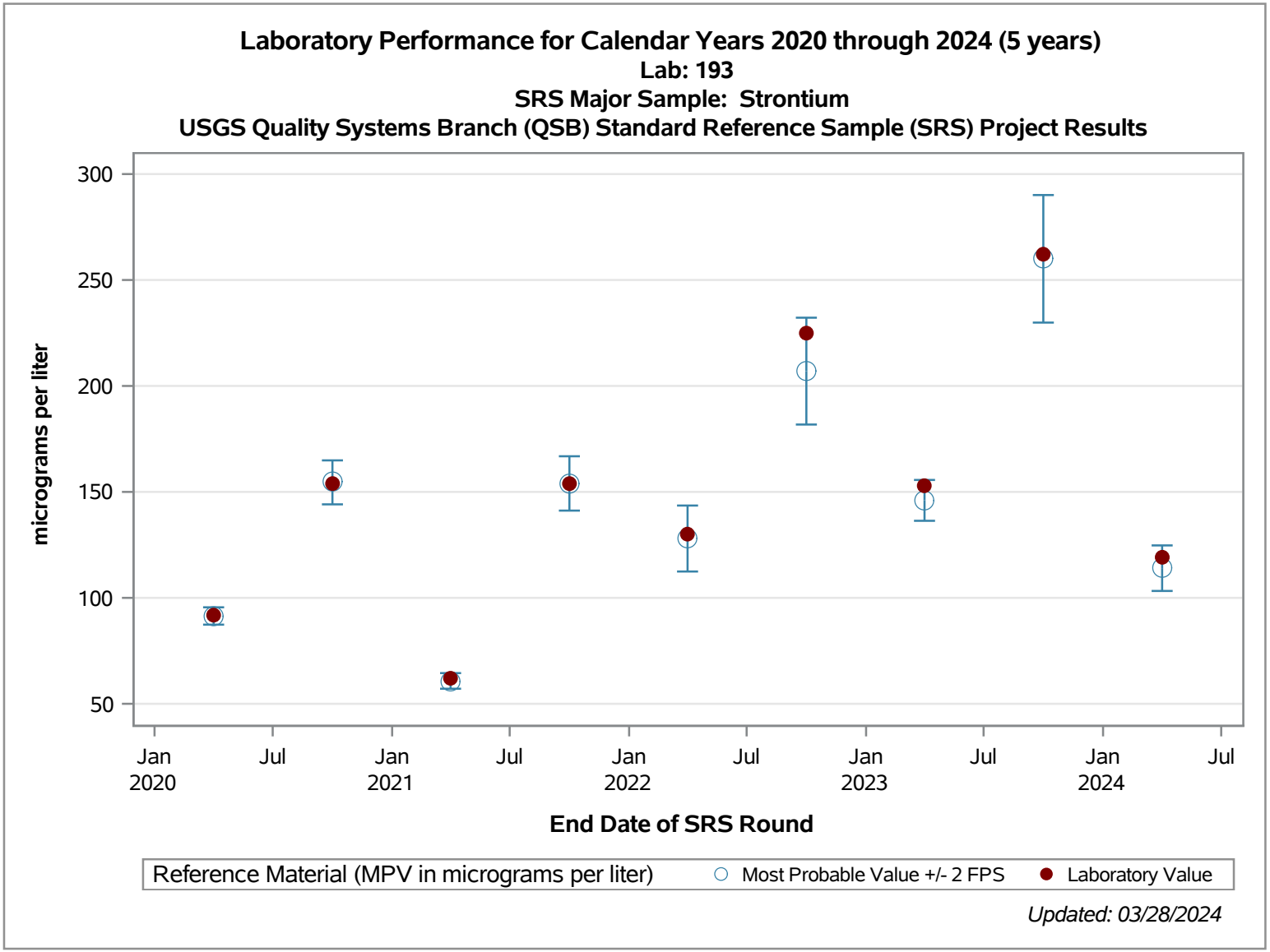
Laboratory Performance for Calendar Years 2020 through 2024 (5 years)
Lab: 193
SRS Major Sample: Strontium
USGS Quality Systems Branch (QSB) Standard Reference Sample (SRS) Project Results
micrograms per liter
300
250
200
150
100
50
Jan 2020
Jul
Jan 2021
Jul
Jan 2022
Jul
Jan 2023
Jul
Jan 2024
Jul
End Date of SRS Round
Reference Material (MPV in micrograms per liter)
Most Probable Value +/- 2 FPS
Laboratory Value
Updated: 03/28/2024

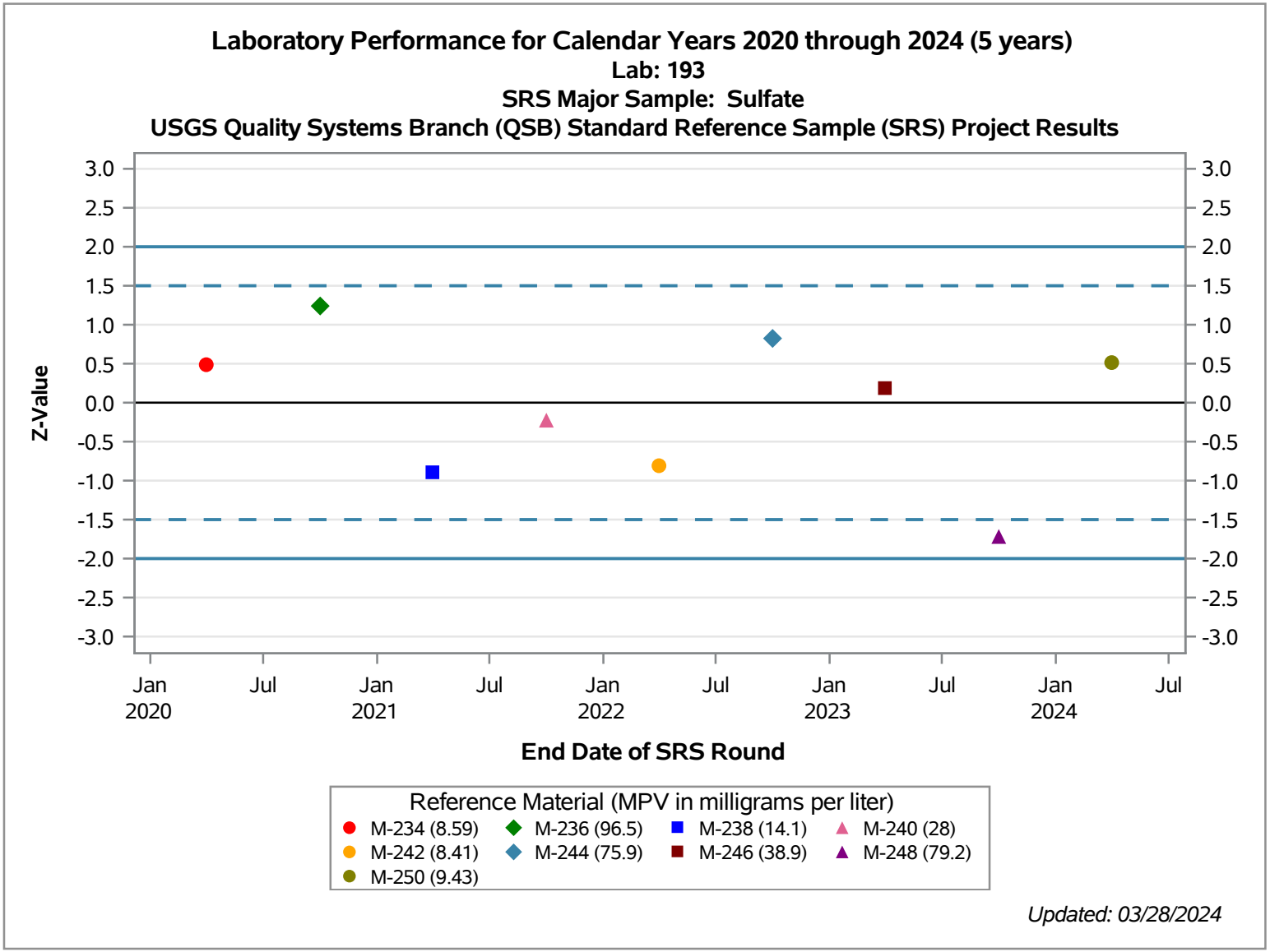
Laboratory Performance for Calendar Years 2020 through 2024 (5 years)
Lab: 193
SRS Major Sample: Sulfate
USGS Quality Systems Branch (QSB) Standard Reference Sample (SRS) Project Results
Z-Value
3.0
2.5
2.0
1.5
1.0
0.5
0.0
-0.5
-1.0
-1.5
-2.0
-2.5
-3.0
Jan 2020
Jul
Jan 2021
Jul
Jan 2022
Jul
Jan 2023
Jul
Jan 2024
Jul
End Date of SRS Round
Reference Material (MPV in milligrams per liter)
M-234 (8.59)
M-236 (96.5)
M-238 (14.1)
M-240 (28)
M-242 (8.41)
M-244 (75.9)
M-246 (38.9)
M-248 (79.2)
M-250 (9.43)
Updated: 03/28/2024

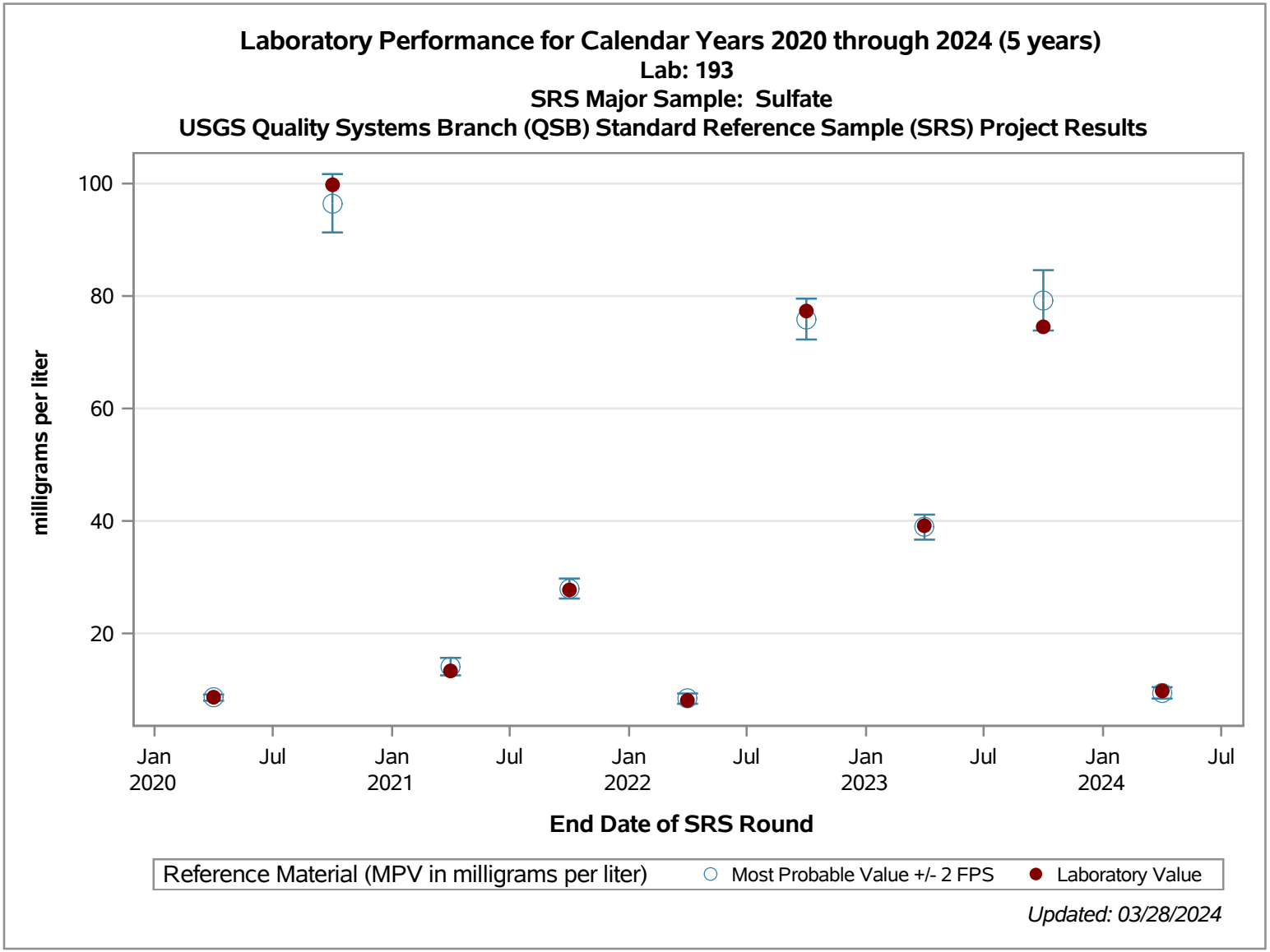
Laboratory Performance for Calendar Years 2020 through 2024 (5 years)
Lab: 193
SRS Major Sample: Sulfate
USGS Quality Systems Branch (QSB) Standard Reference Sample (SRS) Project Results
milligrams per liter
100
80
60
40
20
Jan 2020
Jul
Jan 2021
Jul
Jan 2022
Jul
Jan 2023
Jul
Jan 2024
Jul
End Date of SRS Round
Reference Material (MPV in milligrams per liter)
Most Probable Value +/- 2 FPS
Laboratory Value
Updated: 03/28/2024

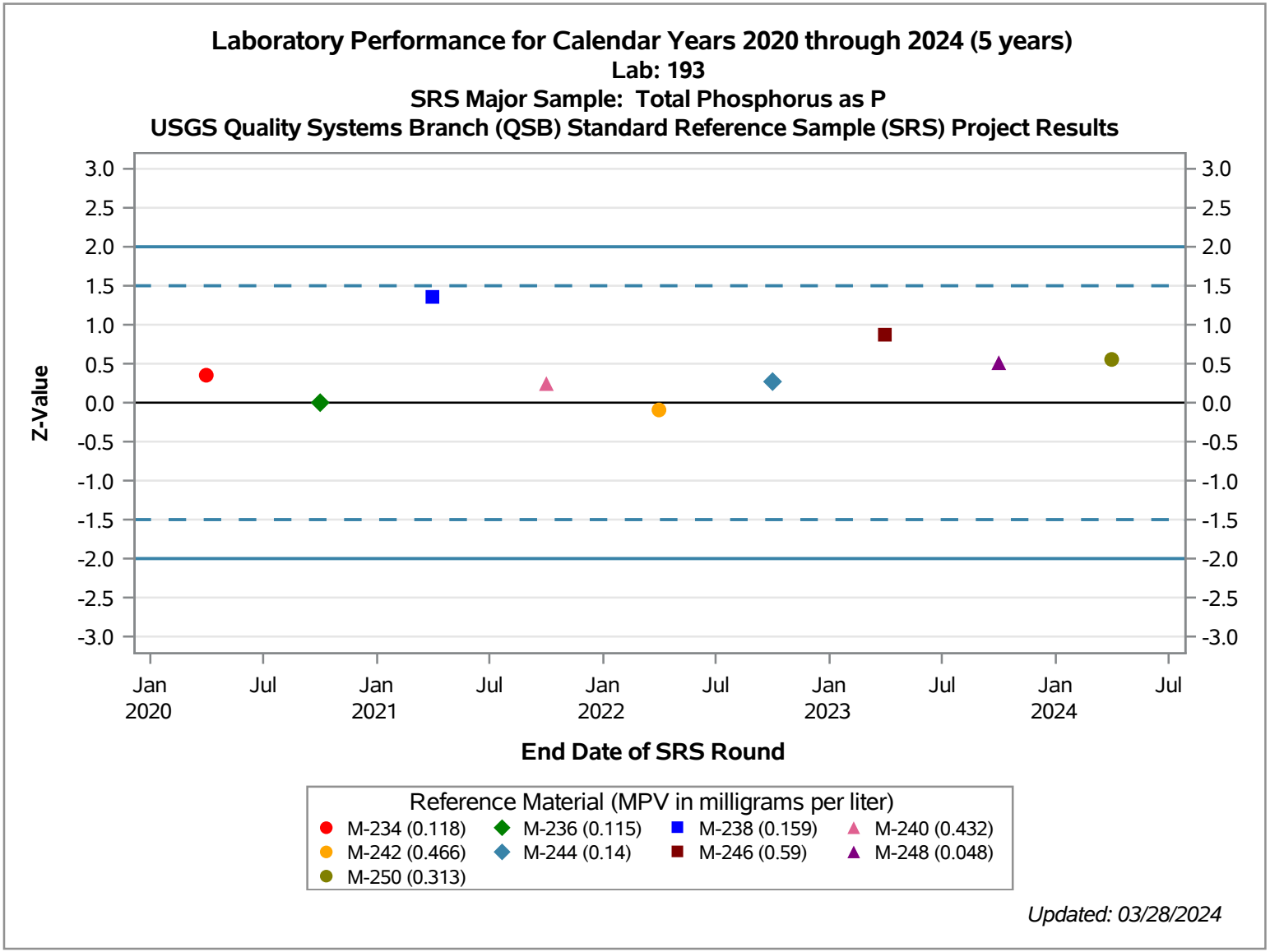
Laboratory Performance for Calendar Years 2020 through 2024 (5 years)
Lab: 193
SRS Major Sample: Total Phosphorus as P
USGS Quality Systems Branch (QSB) Standard Reference Sample (SRS) Project Results
Z-Value
3.0
2.5
2.0
1.5
1.0
0.5
0.0
-0.5
-1.0
-1.5
-2.0
-2.5
-3.0
Jan 2020
Jul
Jan 2021
Jul
Jan 2022
Jul
Jan 2023
Jul
Jan 2024
Jul
End Date of SRS Round
Reference Material (MPV in milligrams per liter)
M-234 (0.118)
M-236 (0.115)
M-238 (0.159)
M-240 (0.432)
M-242 (0.466)
M-244 (0.14)
M-246 (0.59)
M-248 (0.048)
M-250 (0.313)
Updated: 03/28/2024

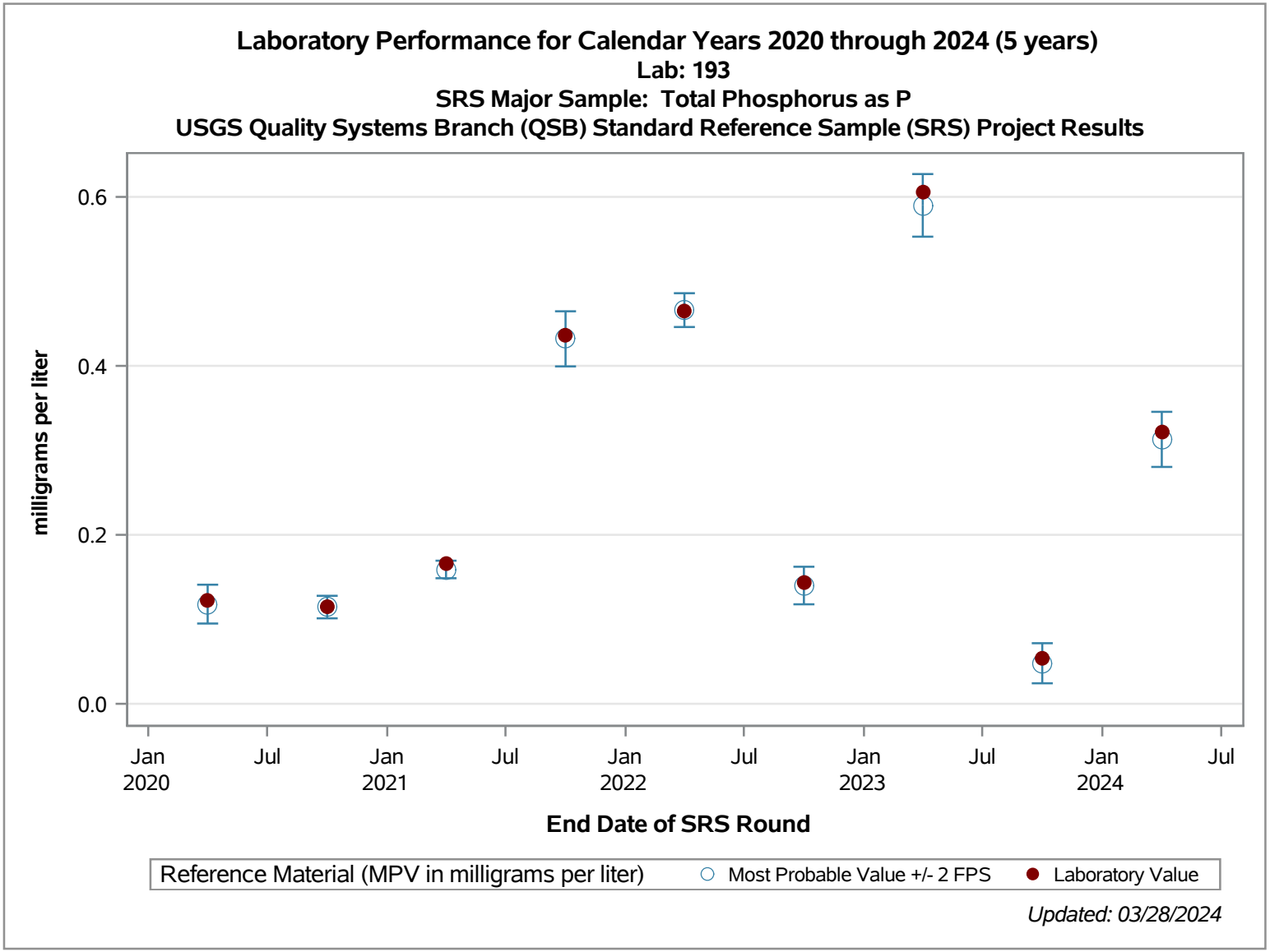
Laboratory Performance for Calendar Years 2020 through 2024 (5 years)
Lab: 193
SRS Major Sample: Total Phosphorus as P
USGS Quality Systems Branch (QSB) Standard Reference Sample (SRS) Project Results
milligrams per liter
0.6
0.4
0.2
0.0
Jan 2020
Jul
Jan 2021
Jul
Jan 2022
Jul
Jan 2023
Jul
Jan 2024
Jul
End Date of SRS Round
Reference Material (MPV in milligrams per liter)
Most Probable Value +/- 2 FPS
Laboratory Value
Updated: 03/28/2024

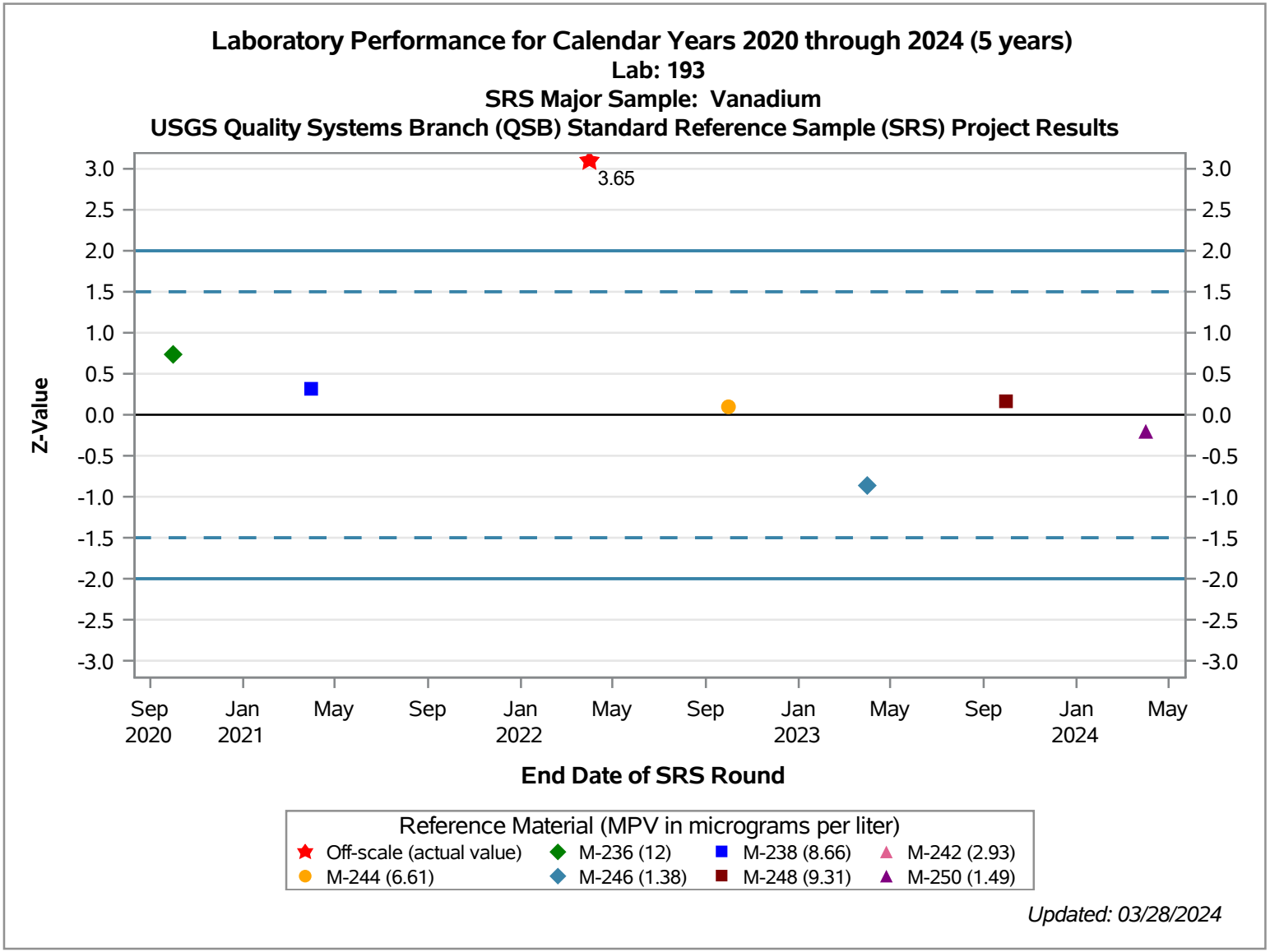
Laboratory Performance for Calendar Years 2020 through 2024 (5 years)
Lab: 193
SRS Major Sample: Vanadium
USGS Quality Systems Branch (QSB) Standard Reference Sample (SRS) Project Results
Z-Value
3.65
End Date of SRS Round
Reference Material (MPV in micrograms per liter)
Off-scale (actual value)
M-236 (12)
M-238 (8.66)
M-242 (2.93)
M-244 (6.61)
M-246 (1.38)
M-248 (9.31)
M-250 (1.49)
Updated: 03/28/2024

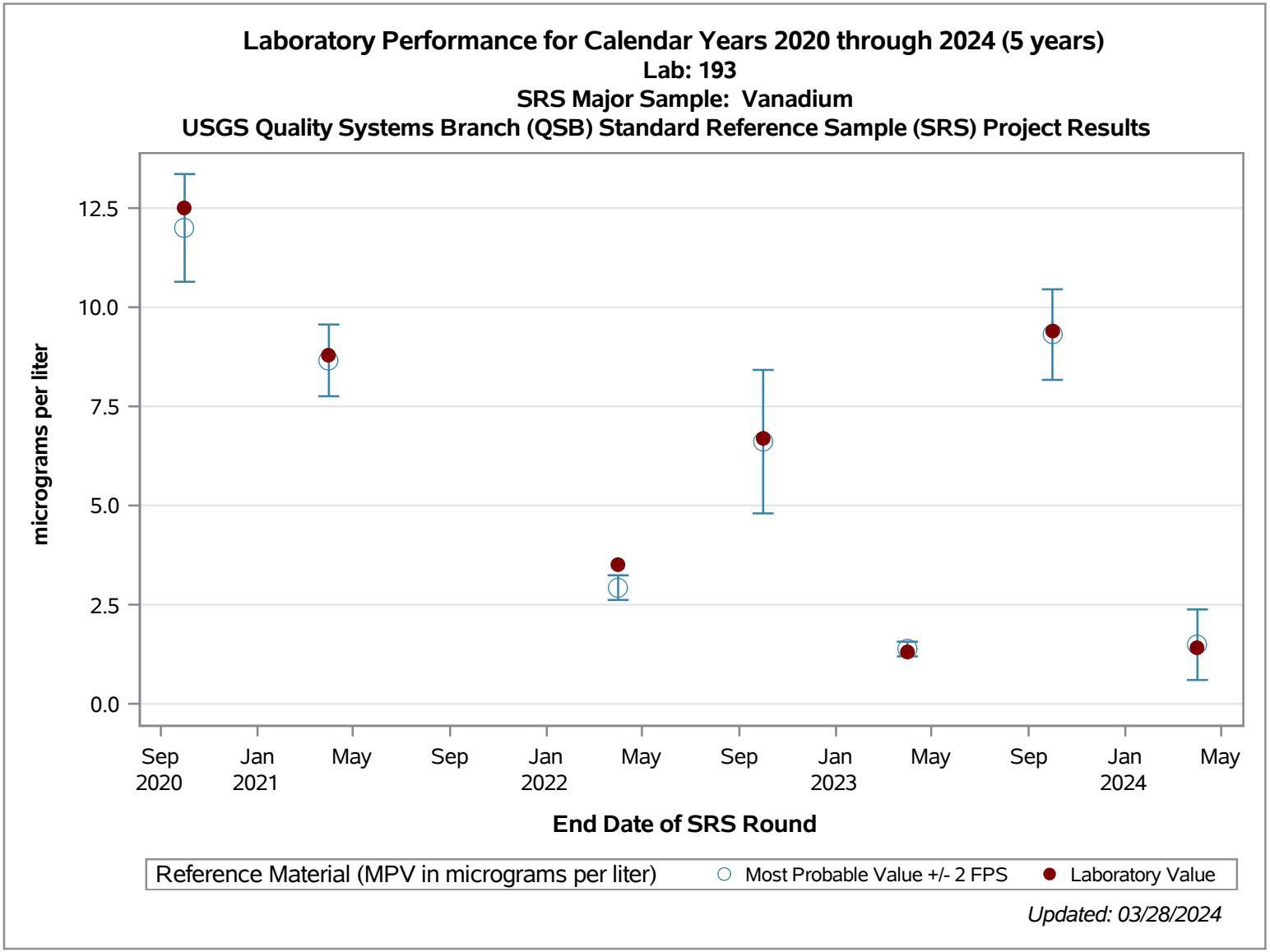
Laboratory Performance for Calendar Years 2020 through 2024 (5 years)
Lab: 193
SRS Major Sample: Vanadium
USGS Quality Systems Branch (QSB) Standard Reference Sample (SRS) Project Results
micrograms per liter
12.5
10.0
7.5
5.0
2.5
0.0
Sep 2020
Jan 2021
May
Sep
Jan 2022
May
Sep
Jan 2023
May
Sep
Jan 2024
May
End Date of SRS Round
Reference Material (MPV in micrograms per liter)
Most Probable Value +/- 2 FPS
Laboratory Value
Updated: 03/28/2024

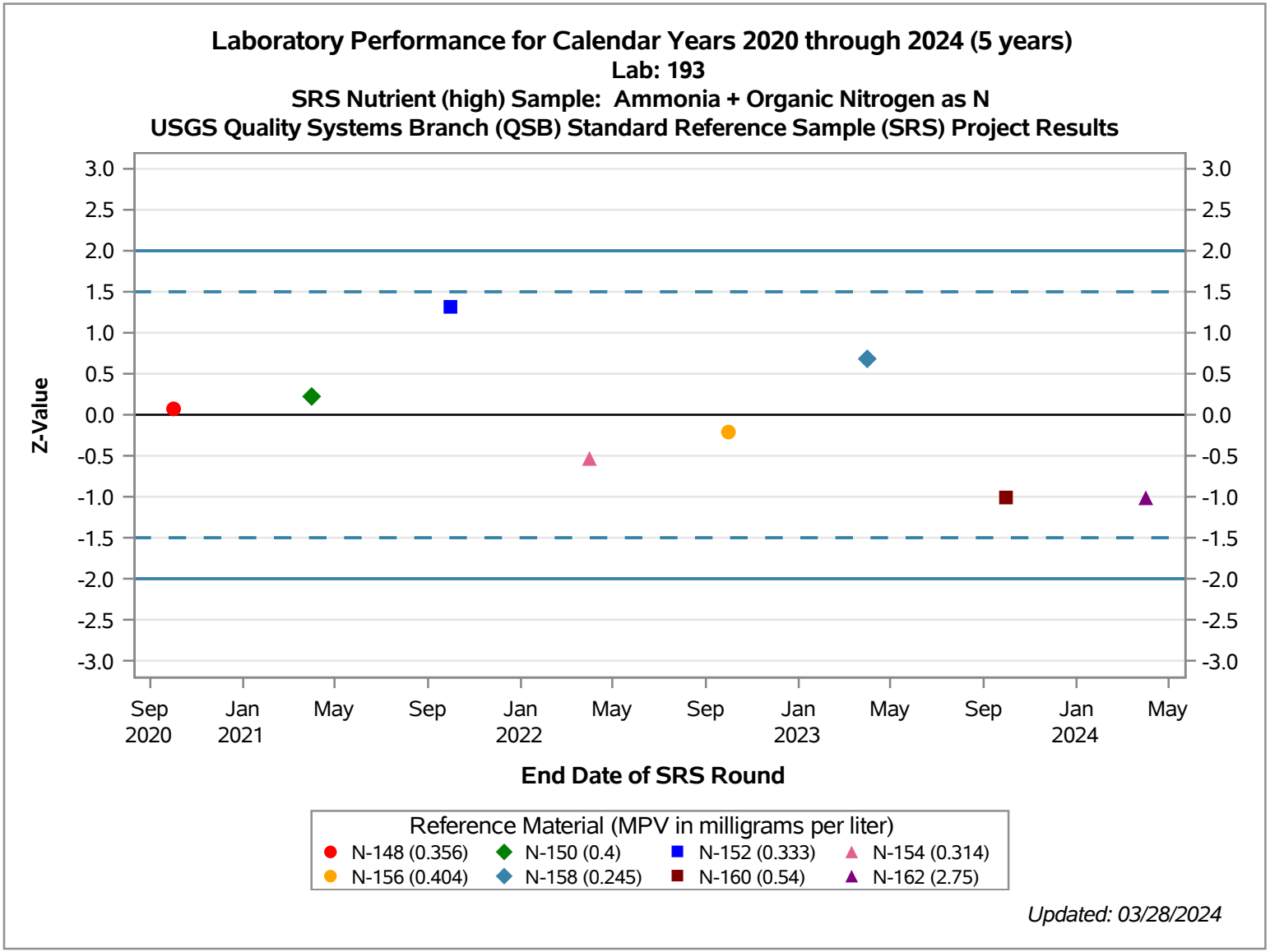
Laboratory Performance for Calendar Years 2020 through 2024 (5 years)
Lab: 193
SRS Nutrient (high) Sample: Ammonia + Organic Nitrogen as N
USGS Quality Systems Branch (QSB) Standard Reference Sample (SRS) Project Results
Z-Value
3.0
2.5
2.0
1.5
1.0
0.5
0.0
-0.5
-1.0
-1.5
-2.0
-2.5
-3.0
Sep 2020
Jan 2021
May
Sep
Jan 2022
May
Sep
Jan 2023
May
Sep
Jan 2024
May
End Date of SRS Round
Reference Material (MPV in milligrams per liter)
N-148 (0.356)
N-150 (0.4)
N-152 (0.333)
N-154 (0.314)
N-156 (0.404)
N-158 (0.245)
N-160 (0.54)
N-162 (2.75)
Updated: 03/28/2024

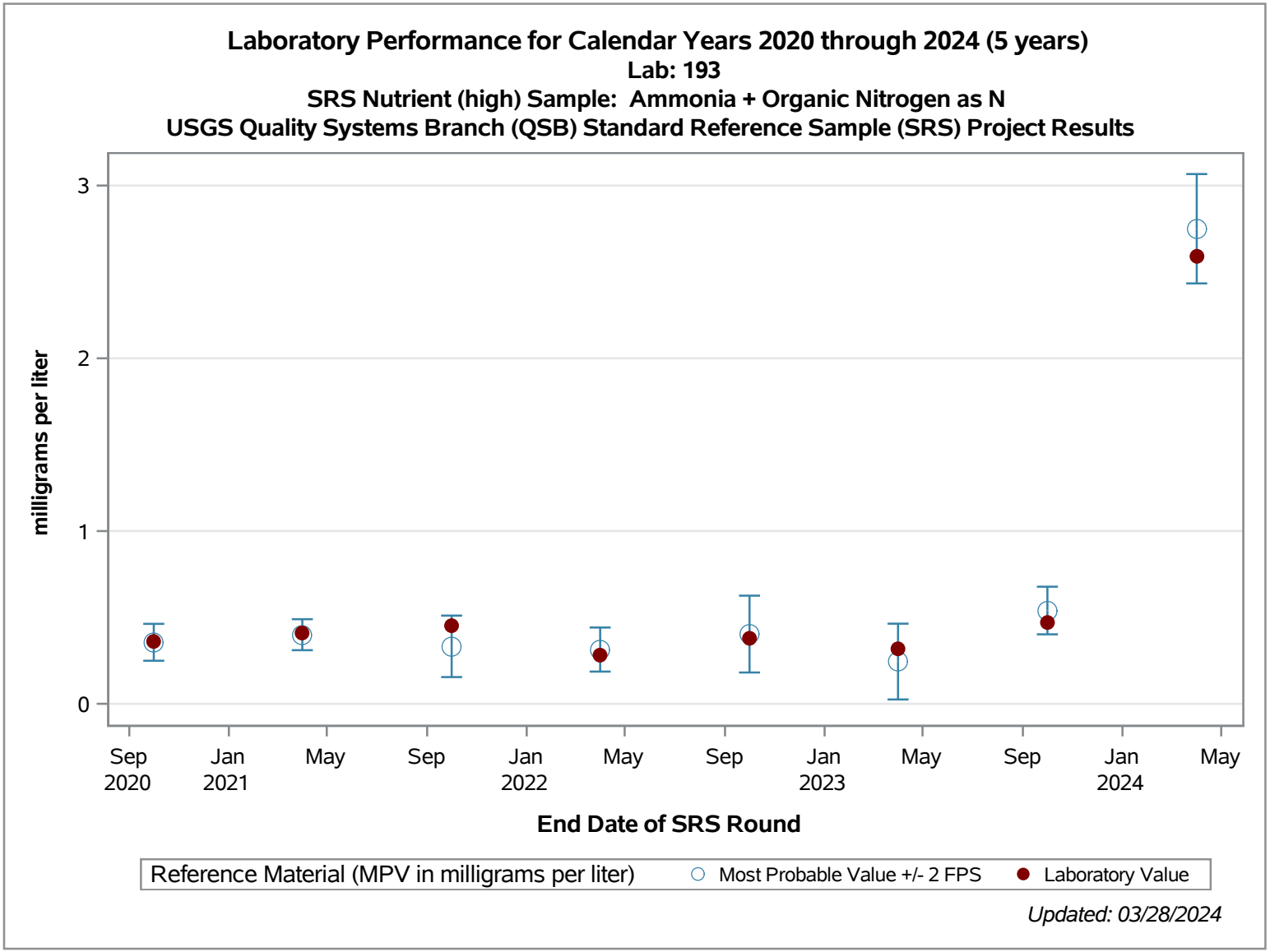
Laboratory Performance for Calendar Years 2020 through 2024 (5 years)
Lab: 193
SRS Nutrient (high) Sample: Ammonia + Organic Nitrogen as N
USGS Quality Systems Branch (QSB) Standard Reference Sample (SRS) Project Results
milligrams per liter
3
2
1
0
Sep 2020
Jan 2021
May
Sep
Jan 2022
May
Sep
Jan 2023
May
Sep
Jan 2024
May
End Date of SRS Round
Reference Material (MPV in milligrams per liter)
Most Probable Value +/- 2 FPS
Laboratory Value
Updated: 03/28/2024

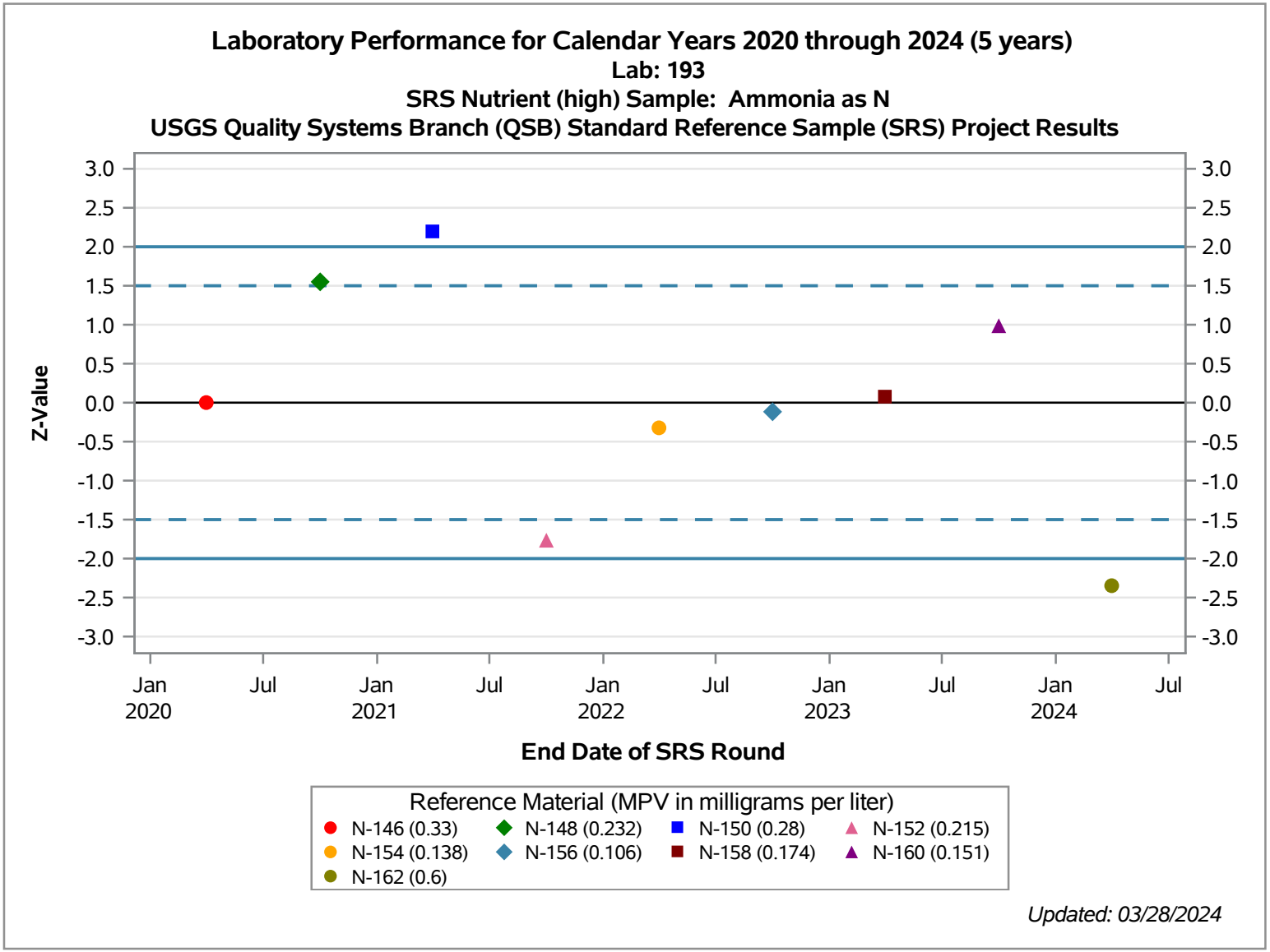
Laboratory Performance for Calendar Years 2020 through 2024 (5 years)
Lab: 193
SRS Nutrient (high) Sample: Ammonia as N
USGS Quality Systems Branch (QSB) Standard Reference Sample (SRS) Project Results
Z-Value
3.0
2.5
2.0
1.5
1.0
0.5
0.0
-0.5
-1.0
-1.5
-2.0
-2.5
-3.0
Jan 2020
Jul
Jan 2021
Jul
Jan 2022
Jul
Jan 2023
Jul
Jan 2024
Jul
End Date of SRS Round
Reference Material (MPV in milligrams per liter)
N-146 (0.33)
N-148 (0.232)
N-150 (0.28)
N-152 (0.215)
N-154 (0.138)
N-156 (0.106)
N-158 (0.174)
N-160 (0.151)
N-162 (0.6)
Updated: 03/28/2024

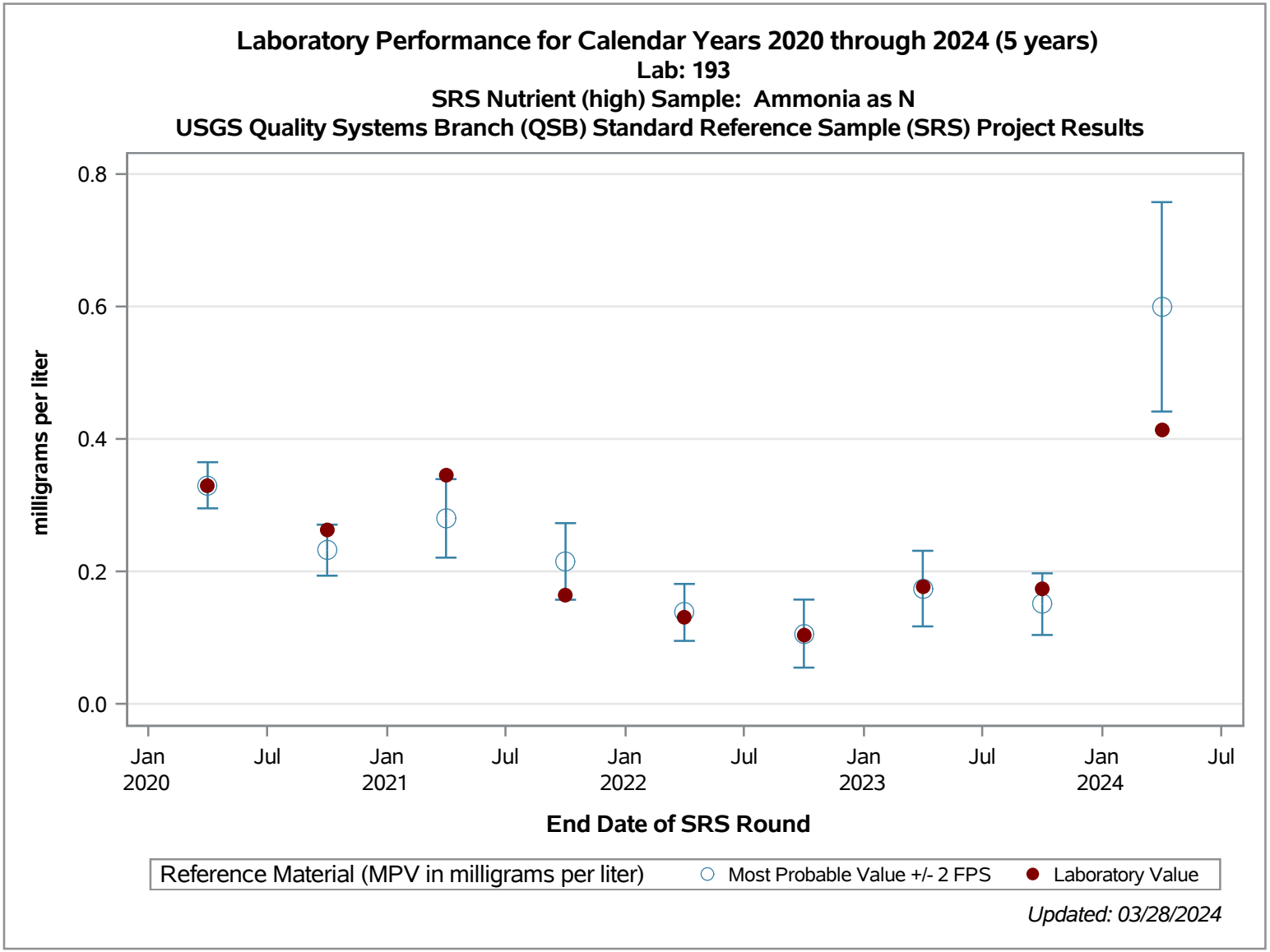
Laboratory Performance for Calendar Years 2020 through 2024 (5 years)
Lab: 193
SRS Nutrient (high) Sample: Ammonia as N
USGS Quality Systems Branch (QSB) Standard Reference Sample (SRS) Project Results
milligrams per liter
0.8
0.6
0.4
0.2
0.0
Jan 2020
Jul
Jan 2021
Jul
Jan 2022
Jul
Jan 2023
Jul
Jan 2024
Jul
End Date of SRS Round
Reference Material (MPV in milligrams per liter)
Most Probable Value +/- 2 FPS
Laboratory Value
Updated: 03/28/2024

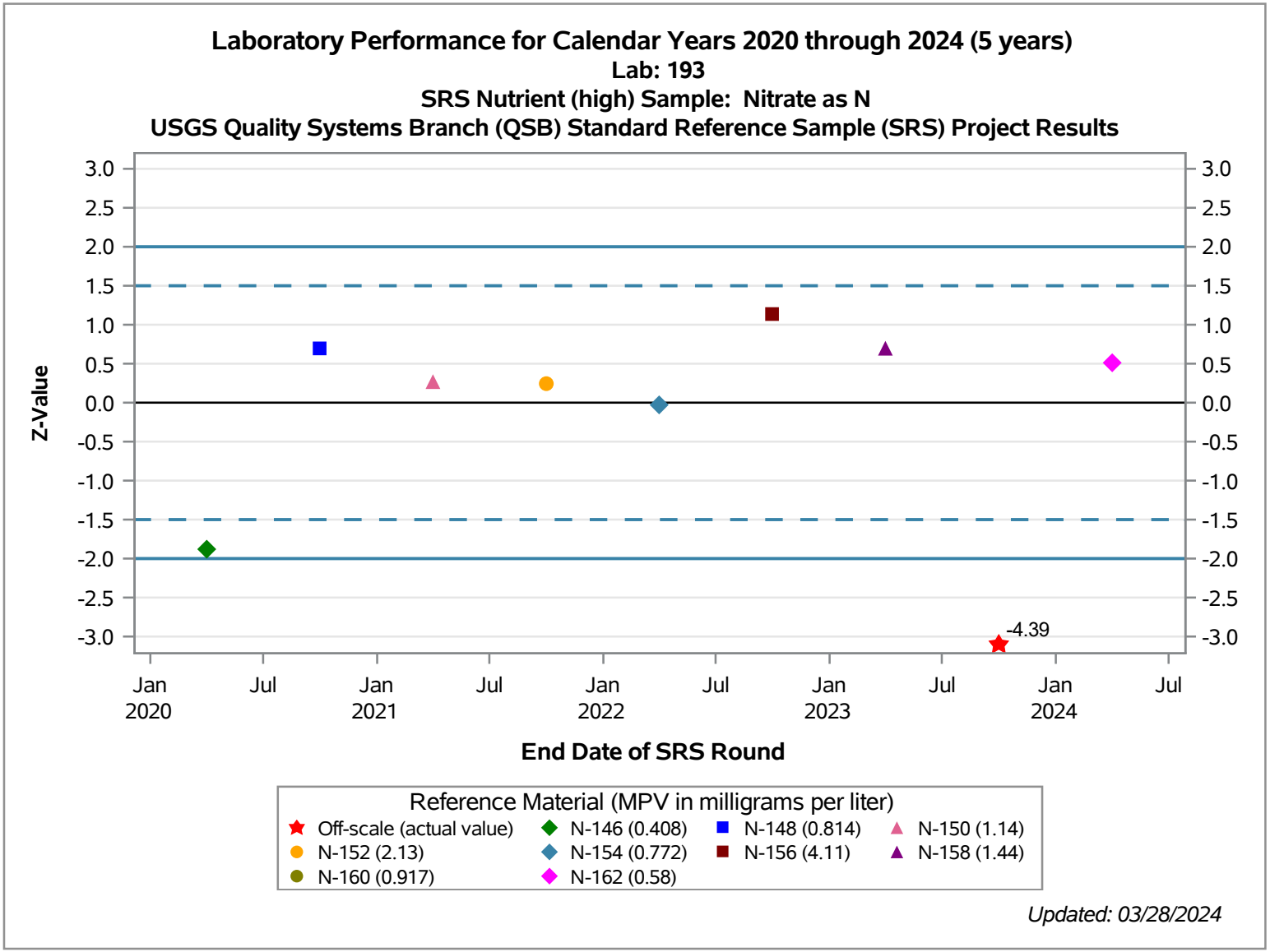
Laboratory Performance for Calendar Years 2020 through 2024 (5 years)
Lab: 193
SRS Nutrient (high) Sample: Nitrate as N
USGS Quality Systems Branch (QSB) Standard Reference Sample (SRS) Project Results
Z-Value
3.0
2.5
2.0
1.5
1.0
0.5
0.0
-0.5
-1.0
-1.5
-2.0
-2.5
-3.0
-4.39
Jan 2020
Jul
Jan 2021
Jul
Jan 2022
Jul
Jan 2023
Jul
Jan 2024
Jul
End Date of SRS Round
Reference Material (MPV in milligrams per liter)
Off-scale (actual value)
N-146 (0.408)
N-148 (0.814)
N-150 (1.14)
N-152 (2.13)
N-154 (0.772)
N-156 (4.11)
N-158 (1.44)
N-160 (0.917)
N-162 (0.58)
Updated: 03/28/2024

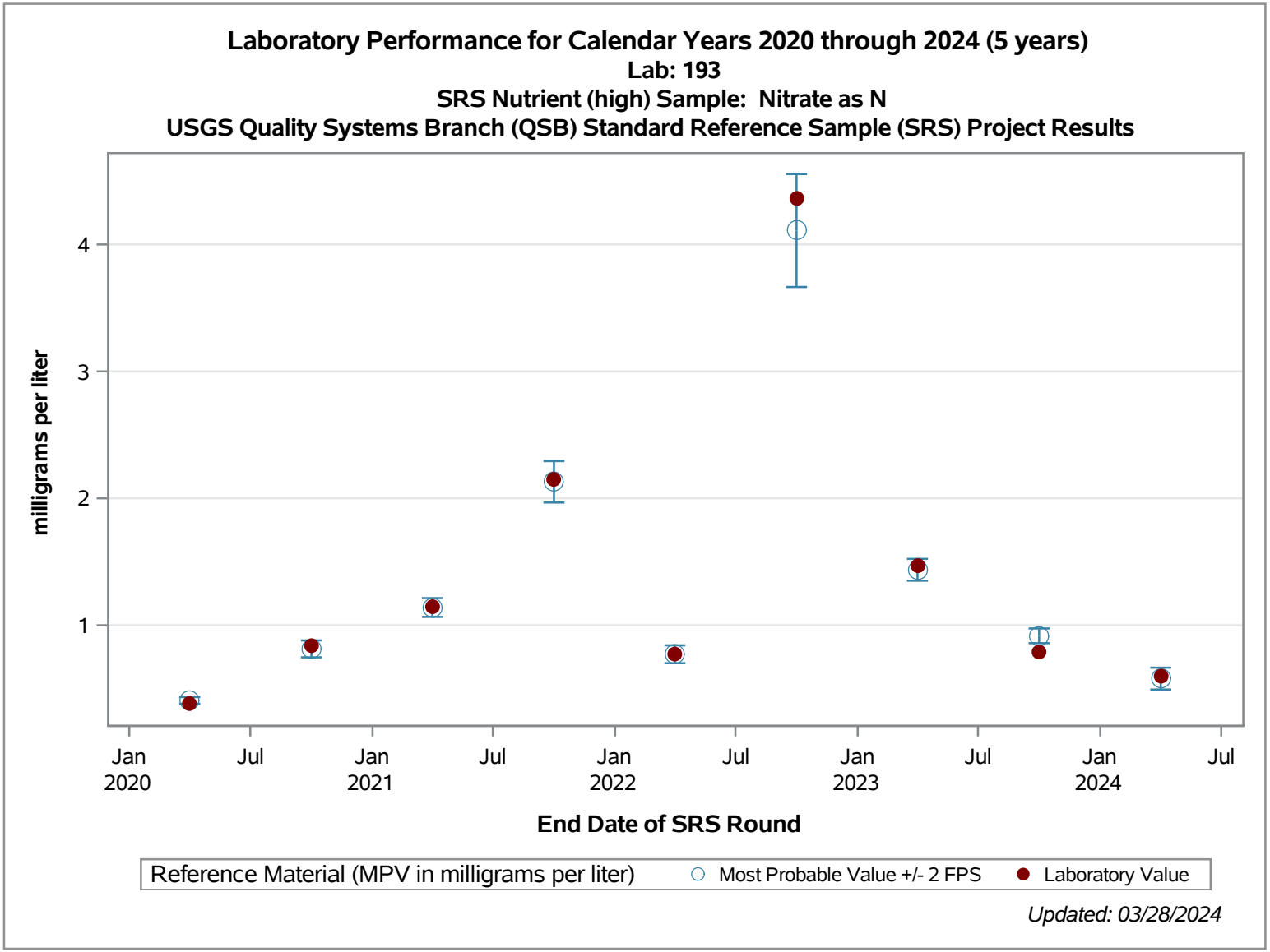
Laboratory Performance for Calendar Years 2020 through 2024 (5 years)
Lab: 193
SRS Nutrient (high) Sample: Nitrate as N
USGS Quality Systems Branch (QSB) Standard Reference Sample (SRS) Project Results
milligrams per liter
4
3
2
1
Jan 2020
Jul
Jan 2021
Jul
Jan 2022
Jul
Jan 2023
Jul
Jan 2024
Jul
End Date of SRS Round
Reference Material (MPV in milligrams per liter)
Most Probable Value +/- 2 FPS
Laboratory Value
Updated: 03/28/2024

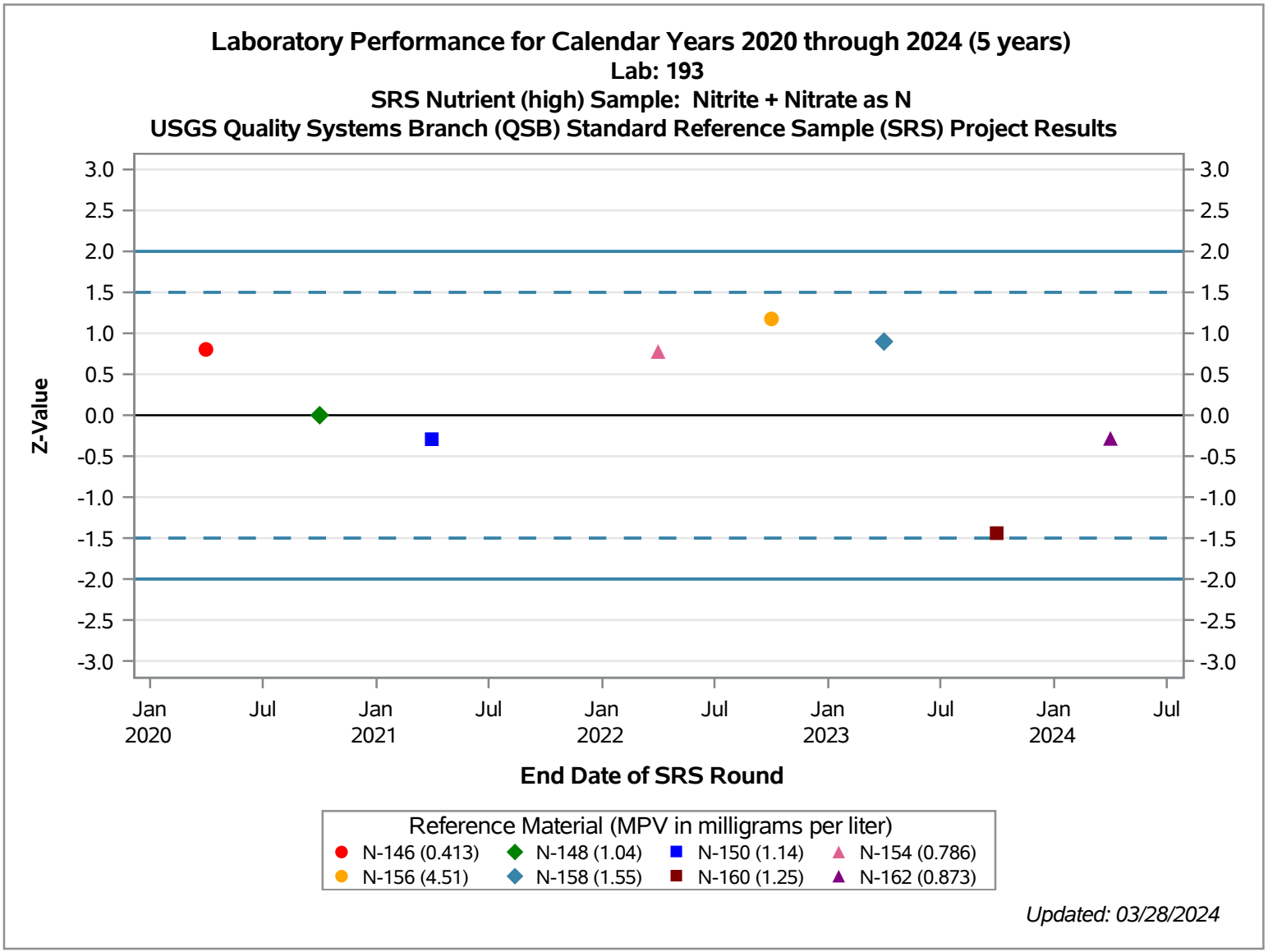
Laboratory Performance for Calendar Years 2020 through 2024 (5 years)
Lab: 193
SRS Nutrient (high) Sample: Nitrite + Nitrate as N
USGS Quality Systems Branch (QSB) Standard Reference Sample (SRS) Project Results
Z-Value
3.0
2.5
2.0
1.5
1.0
0.5
0.0
-0.5
-1.0
-1.5
-2.0
-2.5
-3.0
Jan 2020
Jul
Jan 2021
Jul
Jan 2022
Jul
Jan 2023
Jul
Jan 2024
Jul
End Date of SRS Round
Reference Material (MPV in milligrams per liter)
N-146 (0.413)
N-148 (1.04)
N-150 (1.14)
N-154 (0.786)
N-156 (4.51)
N-158 (1.55)
N-160 (1.25)
N-162 (0.873)
Updated: 03/28/2024

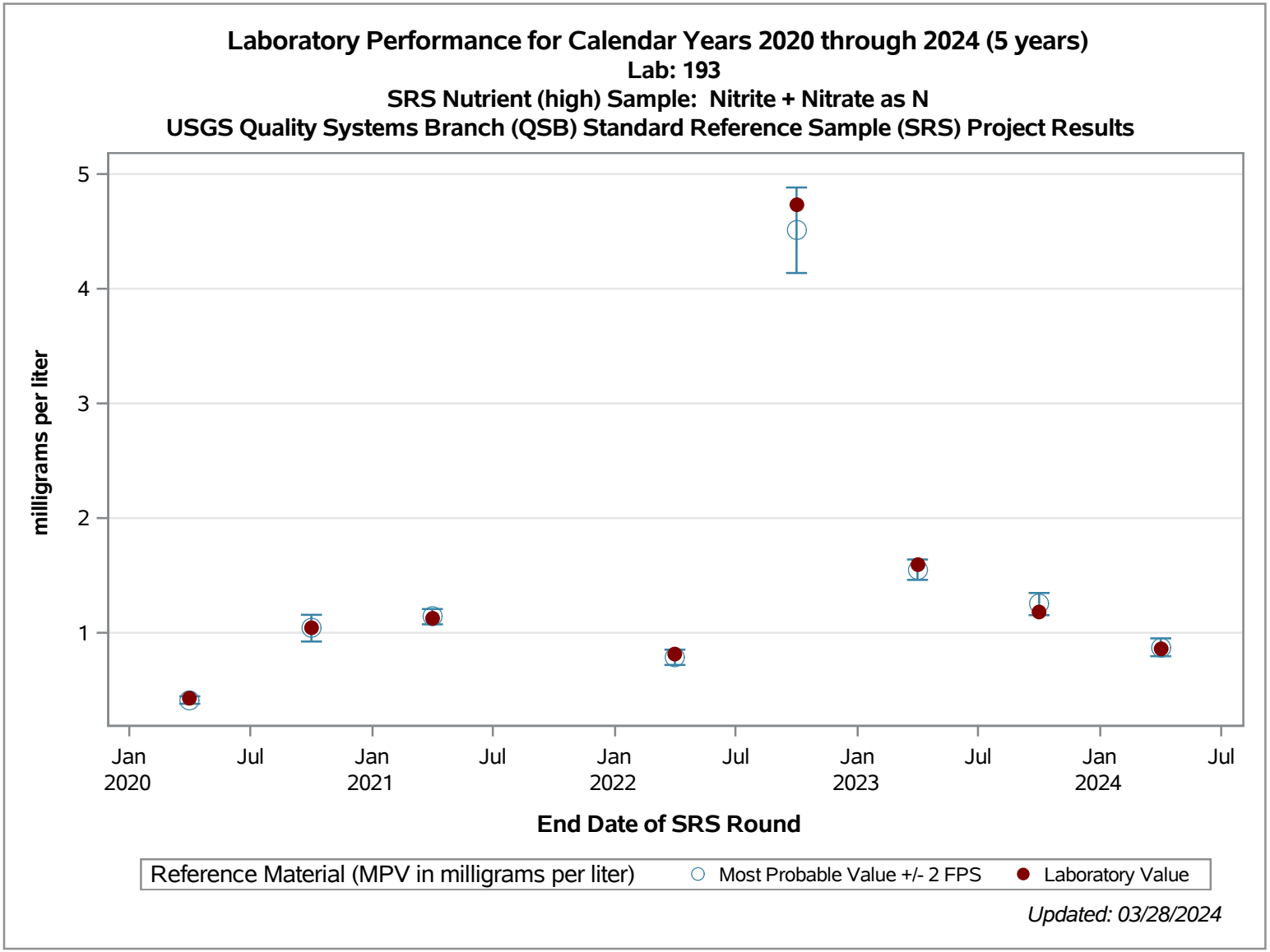
Laboratory Performance for Calendar Years 2020 through 2024 (5 years)
Lab: 193
SRS Nutrient (high) Sample: Nitrite + Nitrate as N
USGS Quality Systems Branch (QSB) Standard Reference Sample (SRS) Project Results
milligrams per liter
5
4
3
2
1
Jan 2020
Jul
Jan 2021
Jul
Jan 2022
Jul
Jan 2023
Jul
Jan 2024
Jul
End Date of SRS Round
Reference Material (MPV in milligrams per liter)
Most Probable Value +/- 2 FPS
Laboratory Value
Updated: 03/28/2024

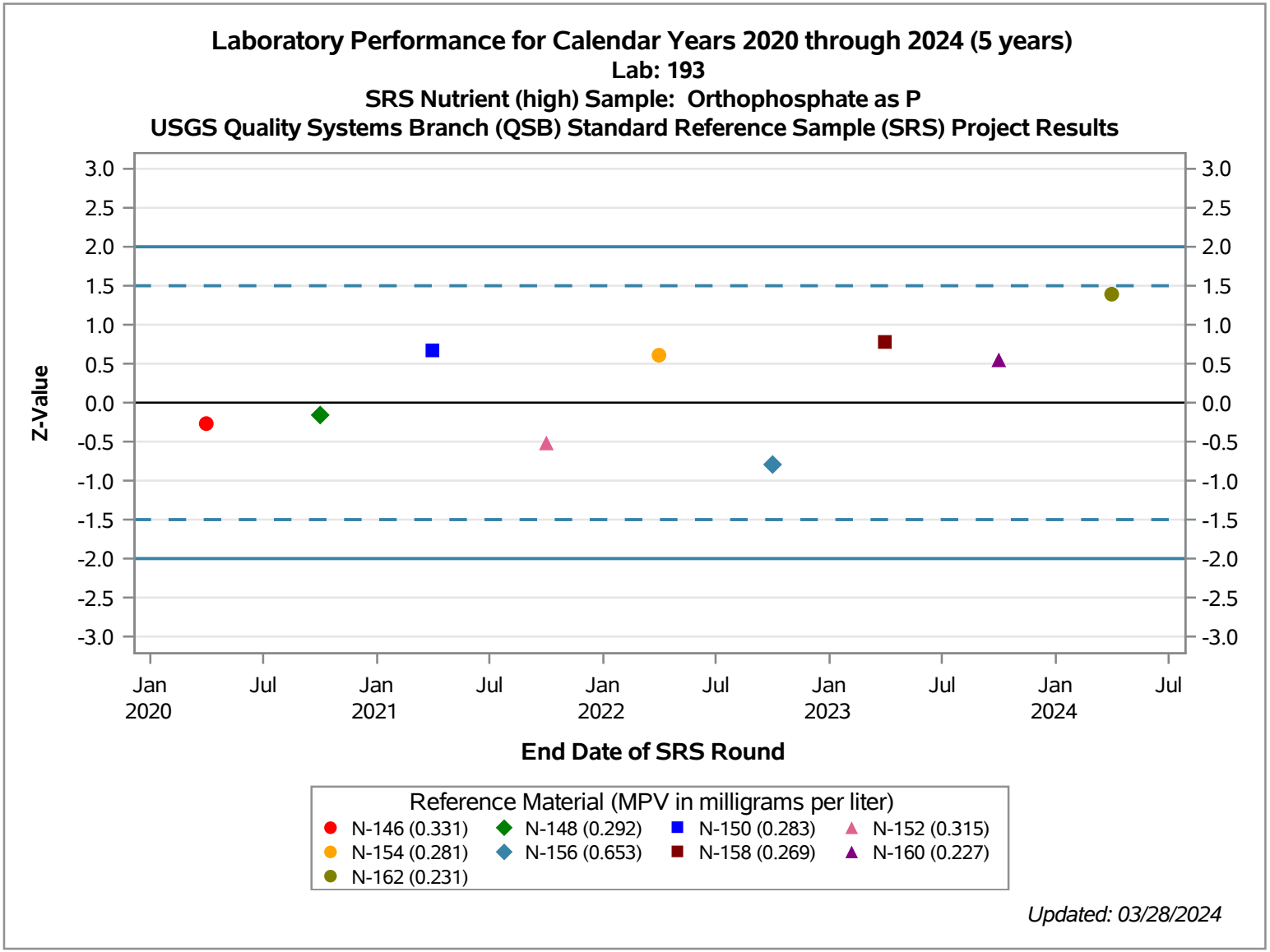
Laboratory Performance for Calendar Years 2020 through 2024 (5 years)
Lab: 193
SRS Nutrient (high) Sample: Orthophosphate as P
USGS Quality Systems Branch (QSB) Standard Reference Sample (SRS) Project Results
Z-Value
3.0
2.5
2.0
1.5
1.0
0.5
0.0
-0.5
-1.0
-1.5
-2.0
-2.5
-3.0
Jan 2020
Jul
Jan 2021
Jul
Jan 2022
Jul
Jan 2023
Jul
Jan 2024
Jul
End Date of SRS Round
Reference Material (MPV in milligrams per liter)
N-146 (0.331)
N-148 (0.292)
N-150 (0.283)
N-152 (0.315)
N-154 (0.281)
N-156 (0.653)
N-158 (0.269)
N-160 (0.227)
N-162 (0.231)
Updated: 03/28/2024

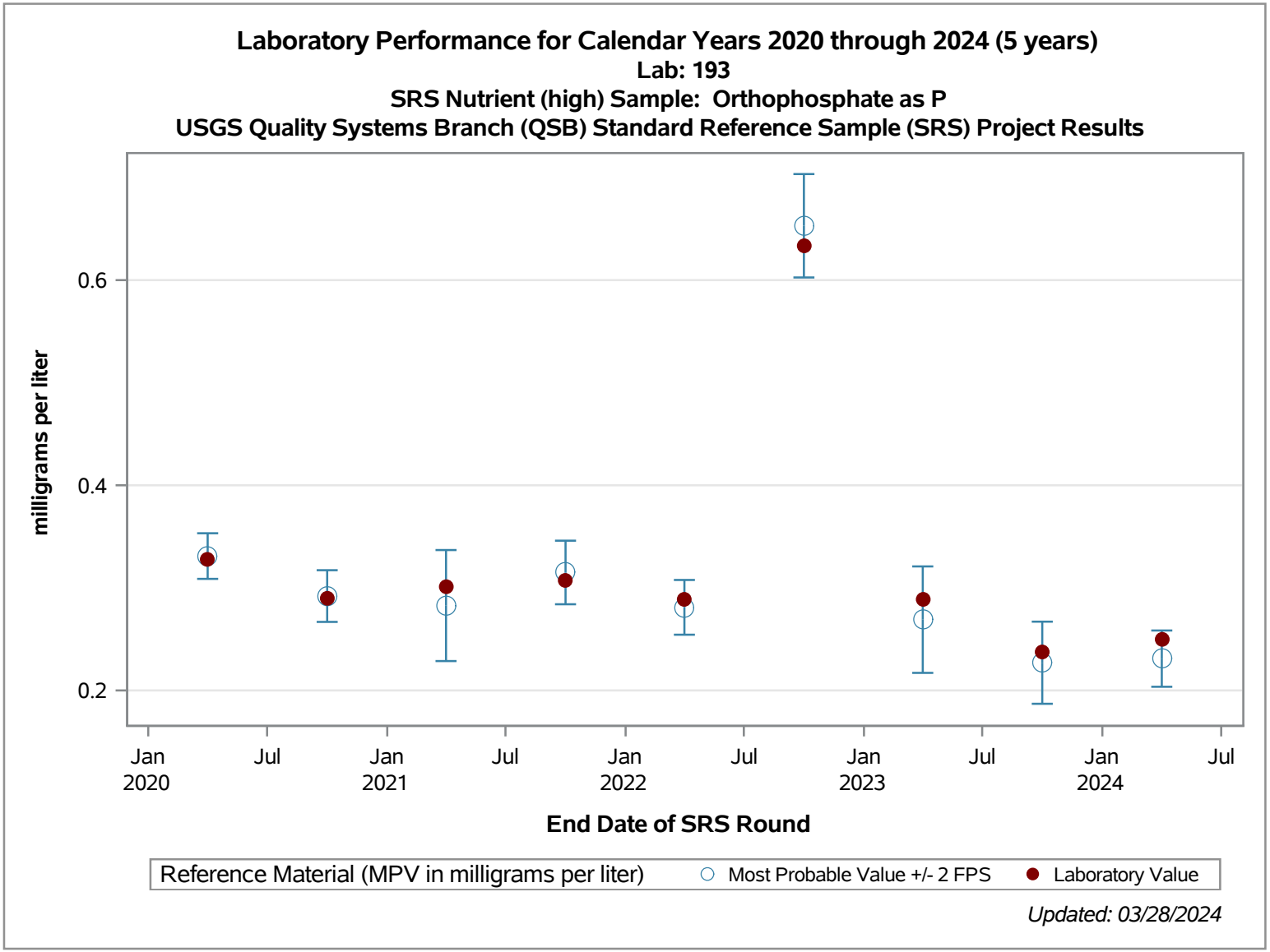
Laboratory Performance for Calendar Years 2020 through 2024 (5 years)
Lab: 193
SRS Nutrient (high) Sample: Orthophosphate as P
USGS Quality Systems Branch (QSB) Standard Reference Sample (SRS) Project Results
milligrams per liter
0.6
0.4
0.2
Jan 2020
Jul
Jan 2021
Jul
Jan 2022
Jul
Jan 2023
Jul
Jan 2024
Jul
End Date of SRS Round
Reference Material (MPV in milligrams per liter)
Most Probable Value +/- 2 FPS
Laboratory Value
Updated: 03/28/2024

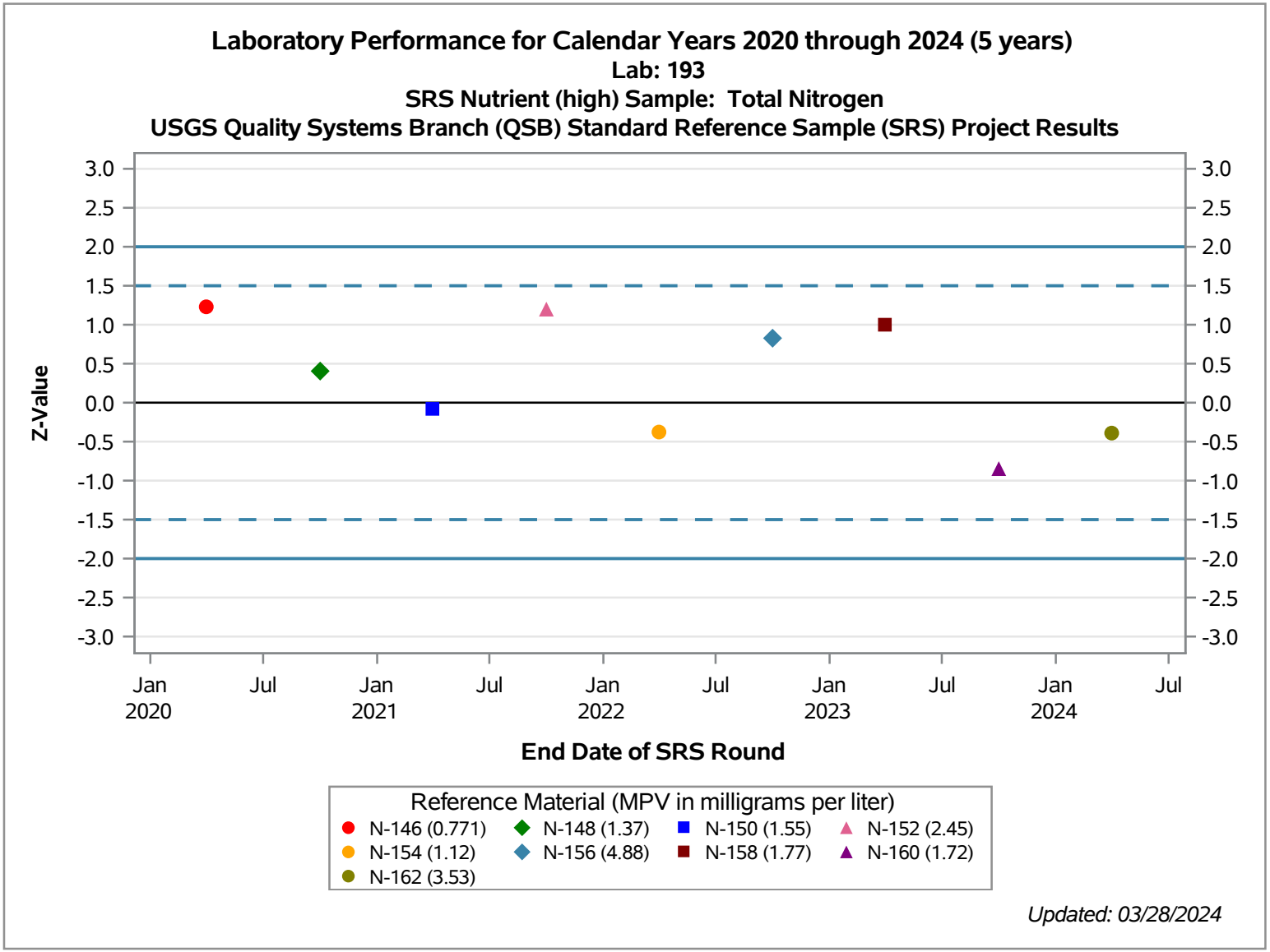
Laboratory Performance for Calendar Years 2020 through 2024 (5 years)
Lab: 193
SRS Nutrient (high) Sample: Total Nitrogen
USGS Quality Systems Branch (QSB) Standard Reference Sample (SRS) Project Results
Z-Value
3.0
2.5
2.0
1.5
1.0
0.5
0.0
-0.5
-1.0
-1.5
-2.0
-2.5
-3.0
Jan 2020
Jul
Jan 2021
Jul
Jan 2022
Jul
Jan 2023
Jul
Jan 2024
Jul
End Date of SRS Round
Reference Material (MPV in milligrams per liter)
N-146 (0.771)
N-148 (1.37)
N-150 (1.55)
N-152 (2.45)
N-154 (1.12)
N-156 (4.88)
N-158 (1.77)
N-160 (1.72)
N-162 (3.53)
Updated: 03/28/2024

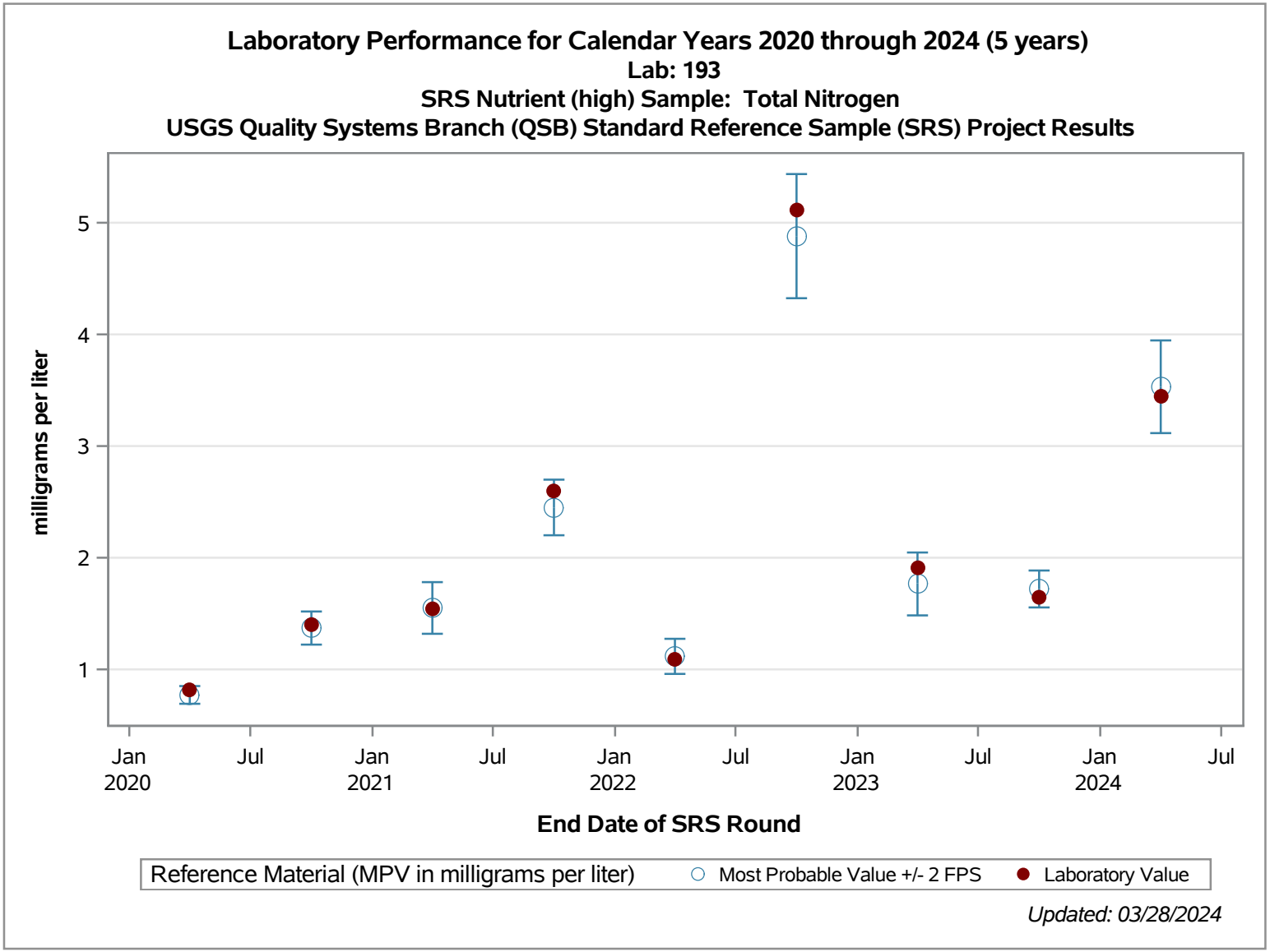
Laboratory Performance for Calendar Years 2020 through 2024 (5 years)
Lab: 193
SRS Nutrient (high) Sample: Total Nitrogen
USGS Quality Systems Branch (QSB) Standard Reference Sample (SRS) Project Results
milligrams per liter
5
4
3
2
1
Jan 2020
Jul
Jan 2021
Jul
Jan 2022
Jul
Jan 2023
Jul
Jan 2024
Jul
End Date of SRS Round
Reference Material (MPV in milligrams per liter)
Most Probable Value +/- 2 FPS
Laboratory Value
Updated: 03/28/2024

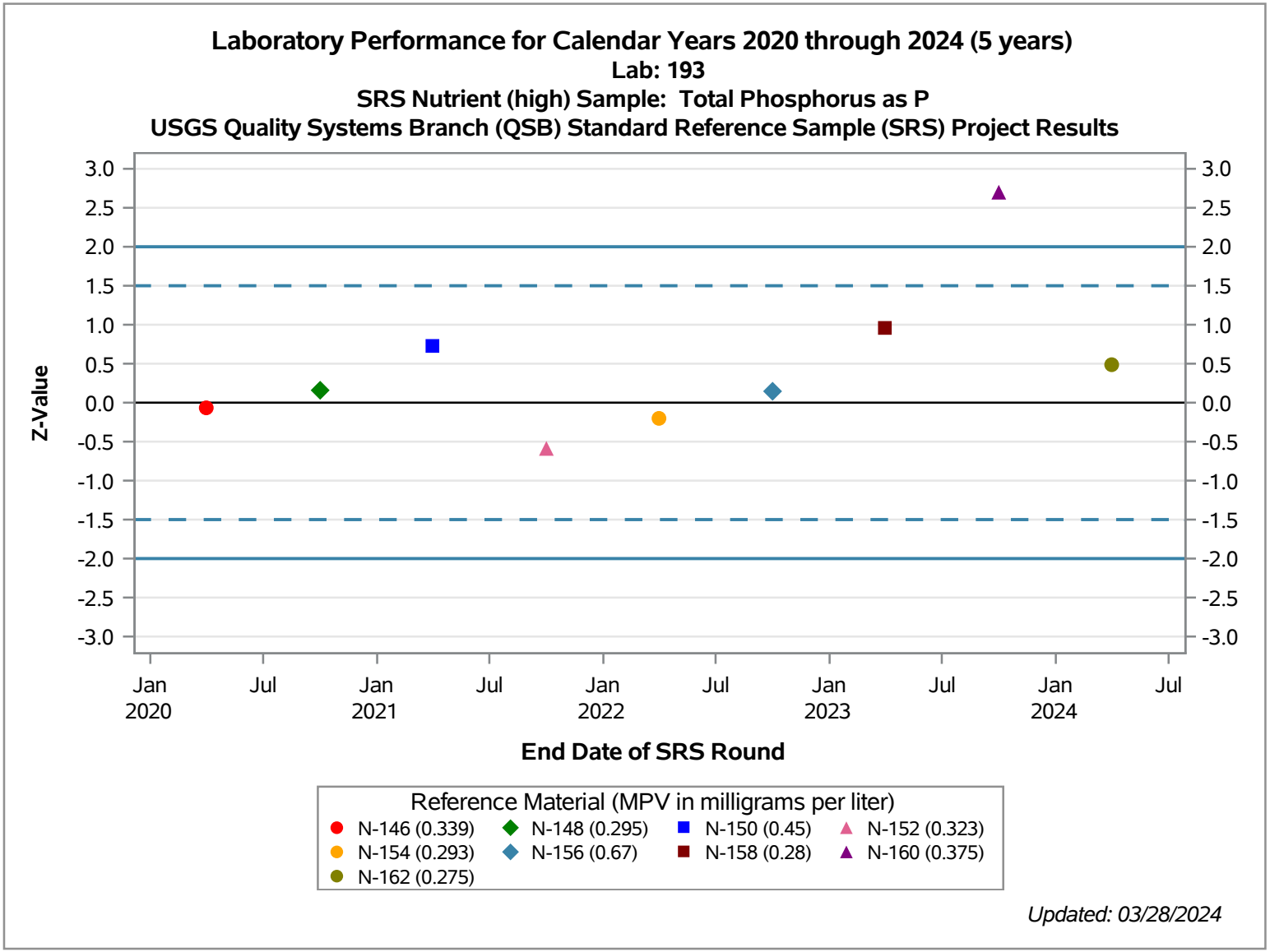
Laboratory Performance for Calendar Years 2020 through 2024 (5 years)
Lab: 193
SRS Nutrient (high) Sample: Total Phosphorus as P
USGS Quality Systems Branch (QSB) Standard Reference Sample (SRS) Project Results
Z-Value
3.0
2.5
2.0
1.5
1.0
0.5
0.0
-0.5
-1.0
-1.5
-2.0
-2.5
-3.0
Jan 2020
Jul
Jan 2021
Jul
Jan 2022
Jul
Jan 2023
Jul
Jan 2024
Jul
End Date of SRS Round
Reference Material (MPV in milligrams per liter)
N-146 (0.339)
N-148 (0.295)
N-150 (0.45)
N-152 (0.323)
N-154 (0.293)
N-156 (0.67)
N-158 (0.28)
N-160 (0.375)
N-162 (0.275)
Updated: 03/28/2024

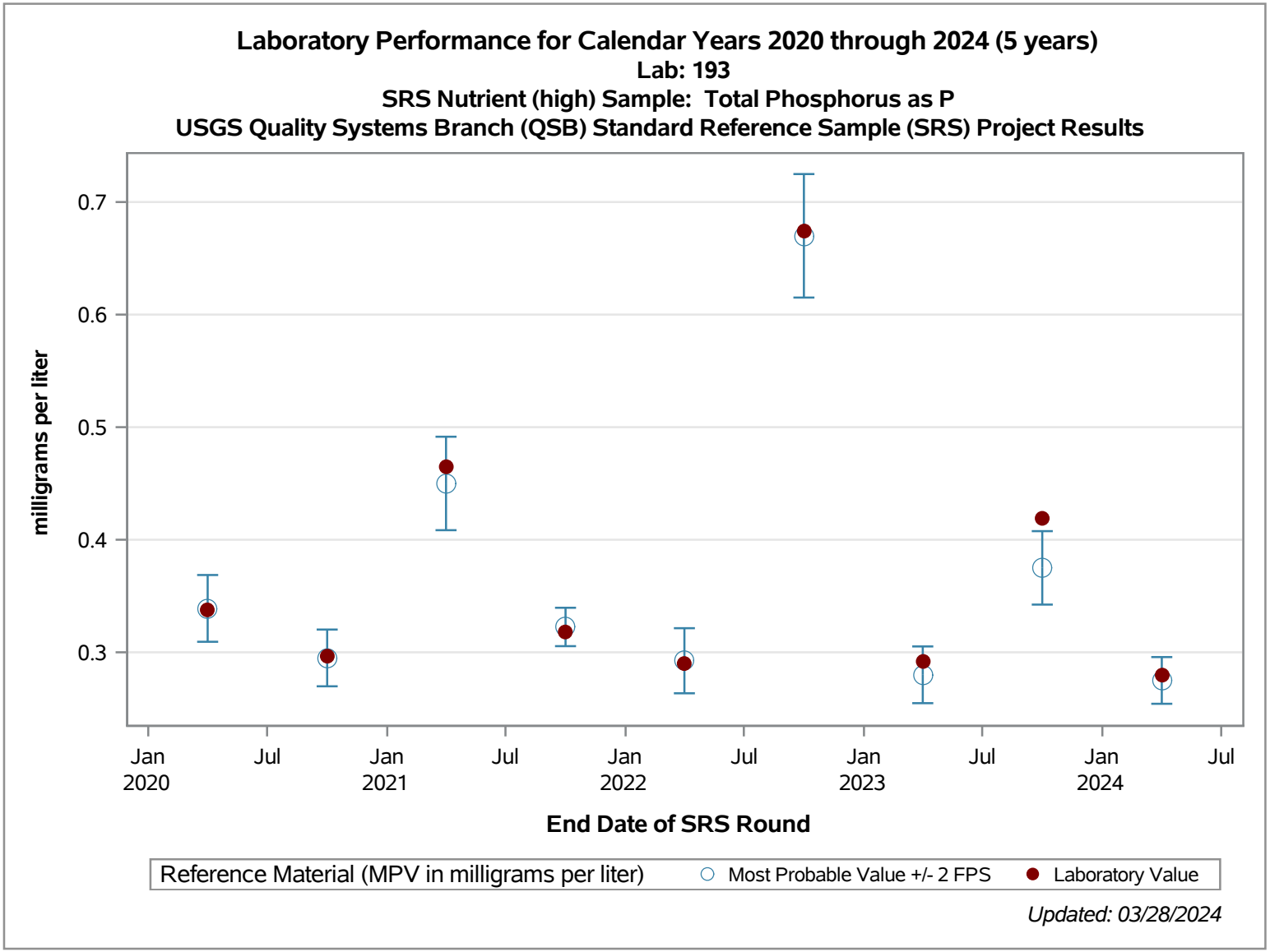
Laboratory Performance for Calendar Years 2020 through 2024 (5 years)
Lab: 193
SRS Nutrient (high) Sample: Total Phosphorus as P
USGS Quality Systems Branch (QSB) Standard Reference Sample (SRS) Project Results
milligrams per liter
0.7
0.6
0.5
0.4
0.3
Jan 2020
Jul
Jan 2021
Jul
Jan 2022
Jul
Jan 2023
Jul
Jan 2024
Jul
End Date of SRS Round
Reference Material (MPV in milligrams per liter)
Most Probable Value +/- 2 FPS
Laboratory Value
Updated: 03/28/2024

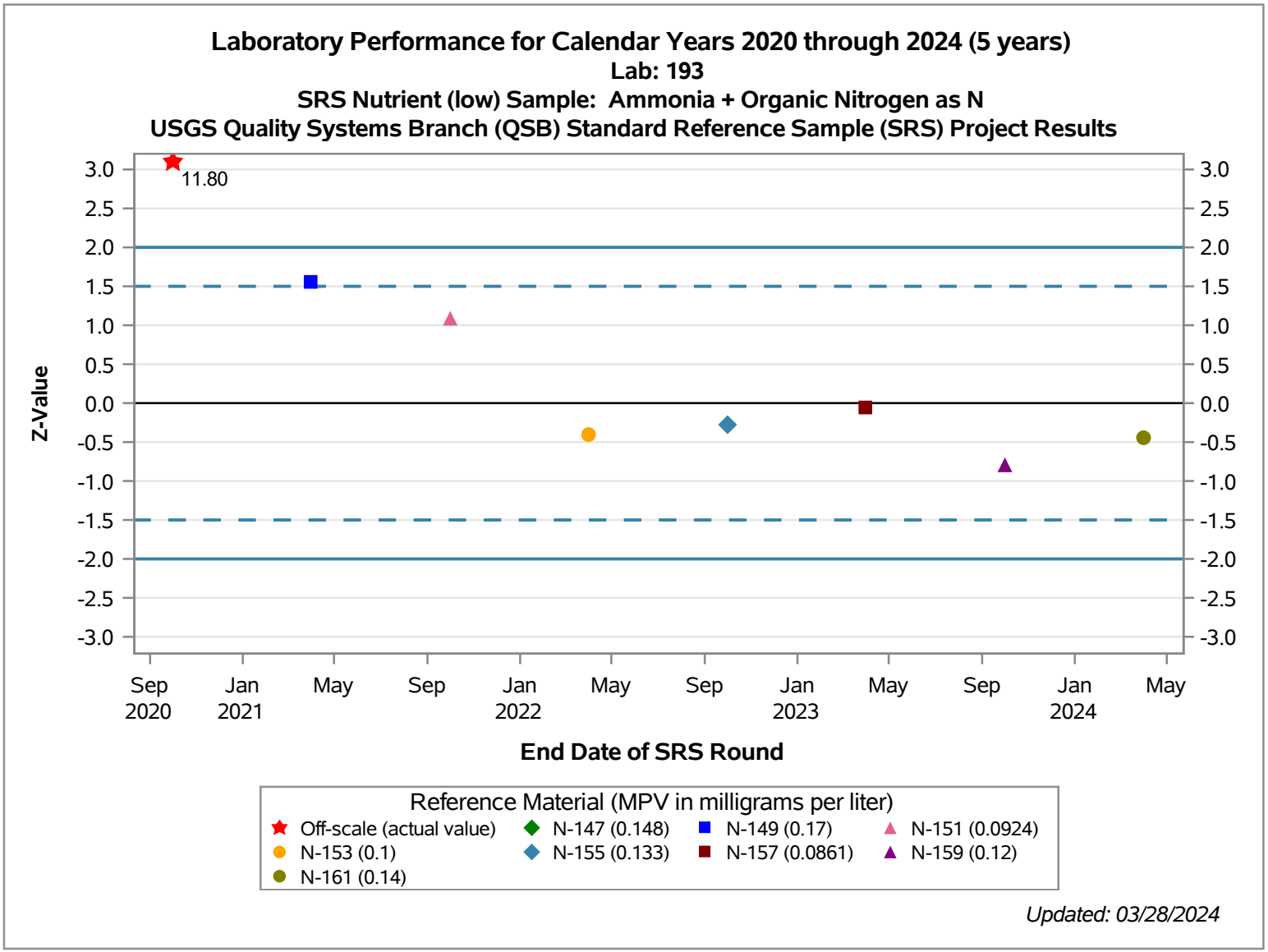
Laboratory Performance for Calendar Years 2020 through 2024 (5 years)
Lab: 193
SRS Nutrient (low) Sample: Ammonia + Organic Nitrogen as N
USGS Quality Systems Branch (QSB) Standard Reference Sample (SRS) Project Results
Z-Value
3.0
2.5
2.0
1.5
1.0
0.5
0.0
-0.5
-1.0
-1.5
-2.0
-2.5
-3.0
11.80
Sep 2020
Jan 2021
May
Sep
Jan 2022
May
Sep
Jan 2023
May
Sep
Jan 2024
May
End Date of SRS Round
Reference Material (MPV in milligrams per liter)
Off-scale (actual value)
N-147 (0.148)
N-149 (0.17)
N-151 (0.0924)
N-153 (0.1)
N-155 (0.133)
N-157 (0.0861)
N-159 (0.12)
N-161 (0.14)
Updated: 03/28/2024

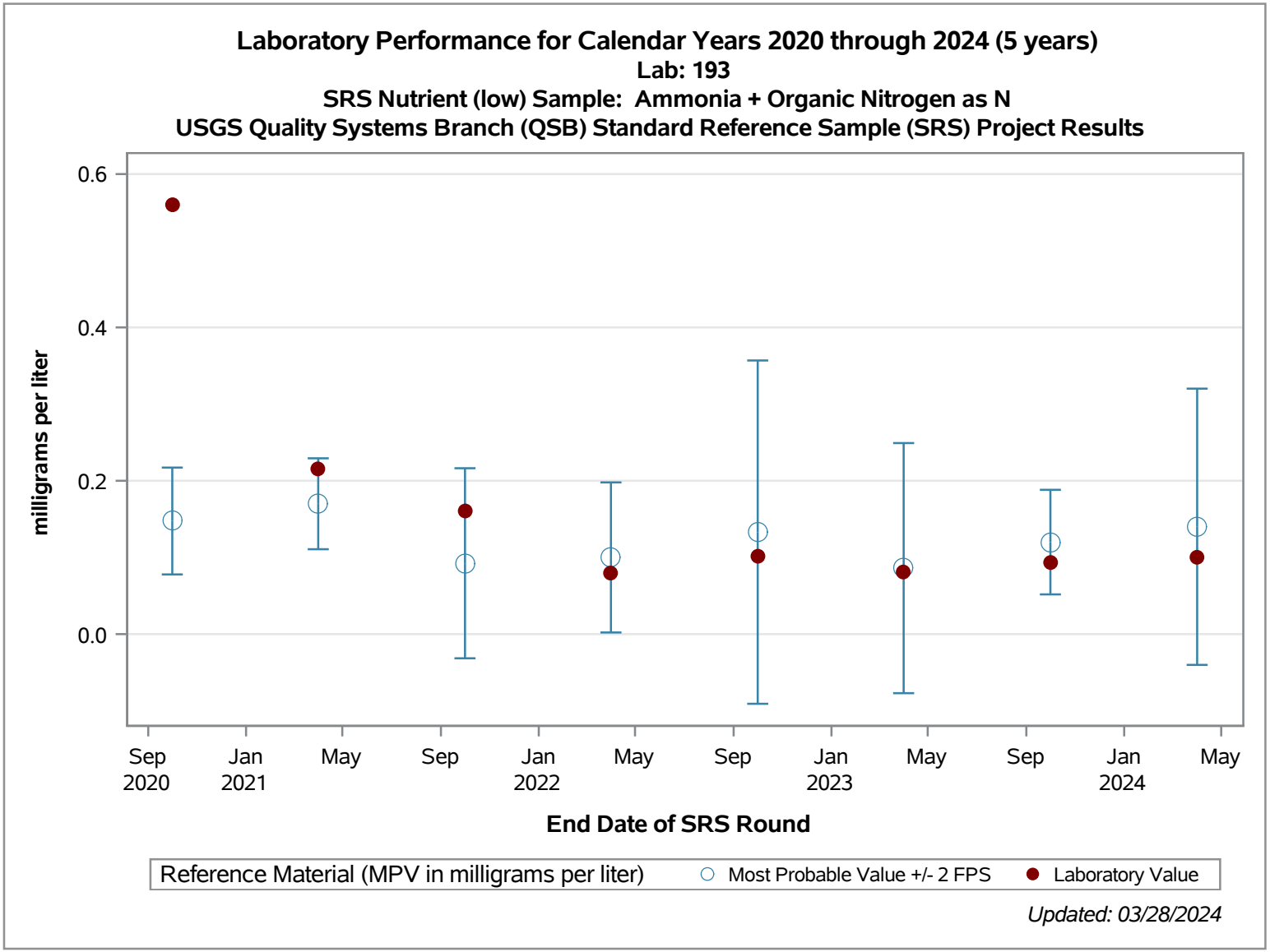
Laboratory Performance for Calendar Years 2020 through 2024 (5 years)
Lab: 193
SRS Nutrient (low) Sample: Ammonia + Organic Nitrogen as N
USGS Quality Systems Branch (QSB) Standard Reference Sample (SRS) Project Results
milligrams per liter
0.6
0.4
0.2
0.0
Sep 2020
Jan 2021
May
Sep
Jan 2022
May
Sep
Jan 2023
May
Sep
Jan 2024
May
End Date of SRS Round
Reference Material (MPV in milligrams per liter)
Most Probable Value +/- 2 FPS
Laboratory Value
Updated: 03/28/2024

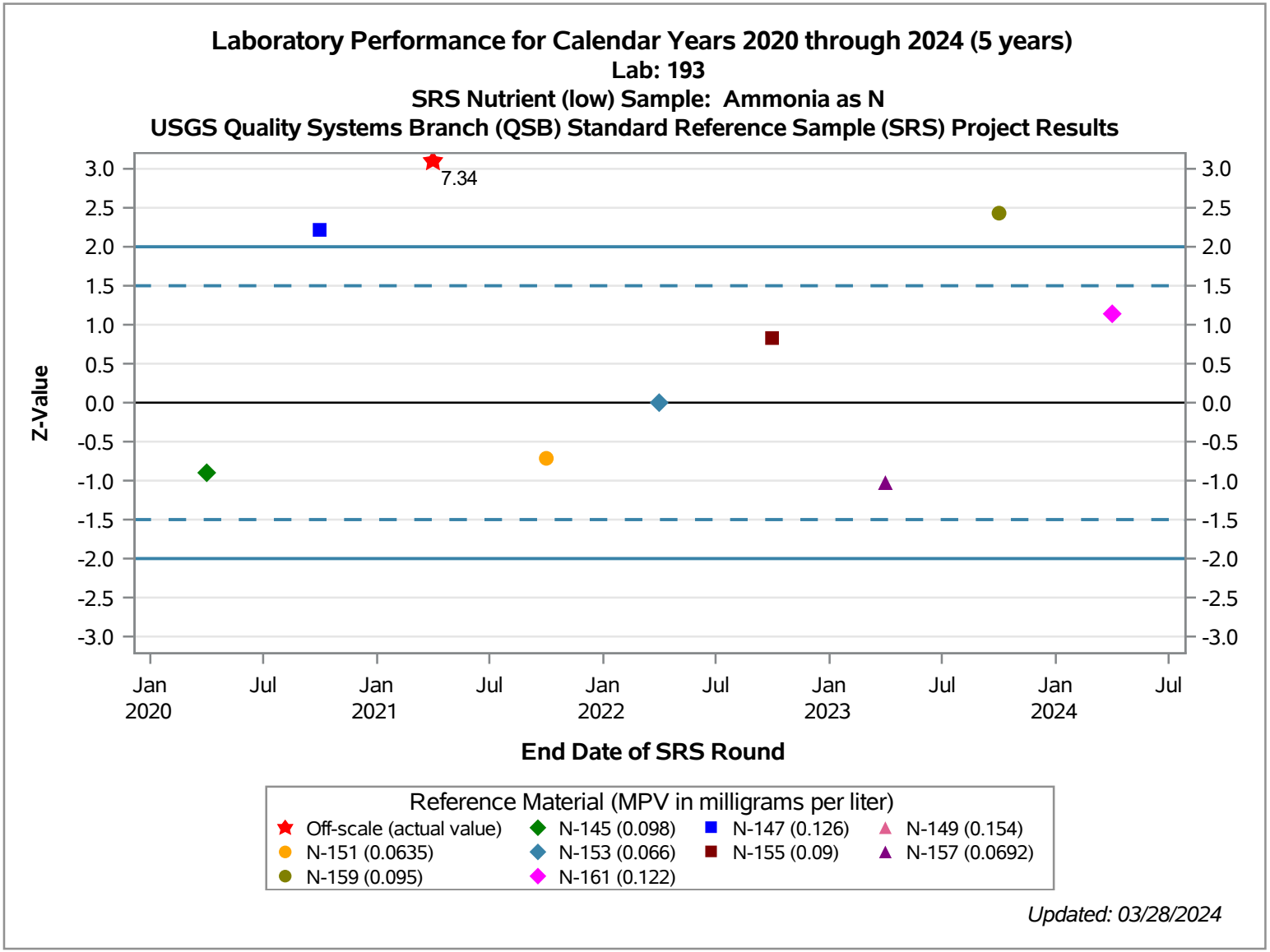
Laboratory Performance for Calendar Years 2020 through 2024 (5 years)
Lab: 193
SRS Nutrient (low) Sample: Ammonia as N
USGS Quality Systems Branch (QSB) Standard Reference Sample (SRS) Project Results
Z-Value
3.0
2.5
2.0
1.5
1.0
0.5
0.0
-0.5
-1.0
-1.5
-2.0
-2.5
-3.0
7.34
Jan 2020
Jul
Jan 2021
Jul
Jan 2022
Jul
Jan 2023
Jul
Jan 2024
Jul
End Date of SRS Round
Reference Material (MPV in milligrams per liter)
Off-scale (actual value)
N-145 (0.098)
N-147 (0.126)
N-149 (0.154)
N-151 (0.0635)
N-153 (0.066)
N-155 (0.09)
N-157 (0.0692)
N-159 (0.095)
N-161 (0.122)
Updated: 03/28/2024

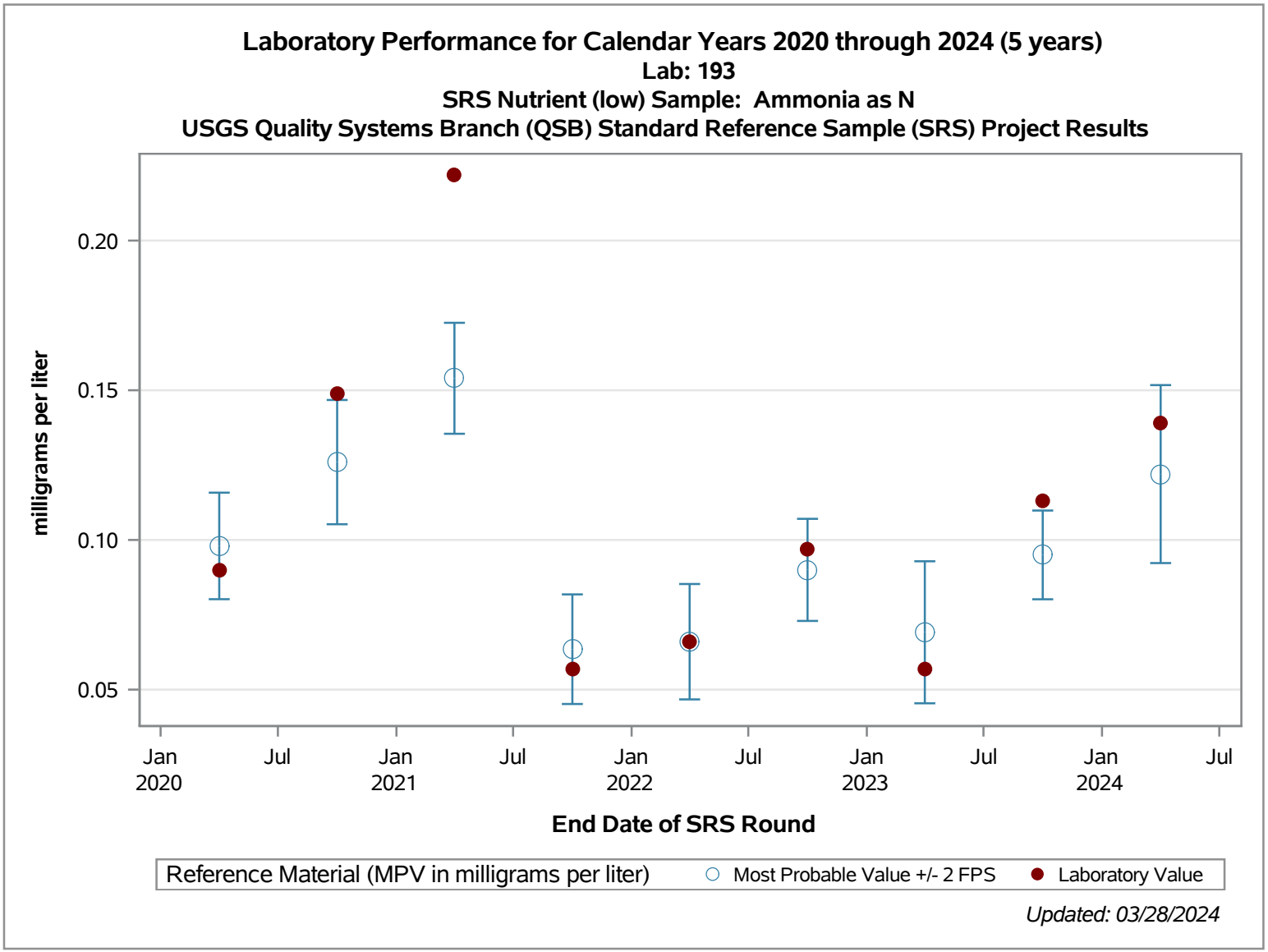
Laboratory Performance for Calendar Years 2020 through 2024 (5 years)
Lab: 193
SRS Nutrient (low) Sample: Ammonia as N
USGS Quality Systems Branch (QSB) Standard Reference Sample (SRS) Project Results
milligrams per liter
0.20
0.15
0.10
0.05
Jan 2020
Jul
Jan 2021
Jul
Jan 2022
Jul
Jan 2023
Jul
Jan 2024
Jul
End Date of SRS Round
Reference Material (MPV in milligrams per liter)
Most Probable Value +/- 2 FPS
Laboratory Value
Updated: 03/28/2024

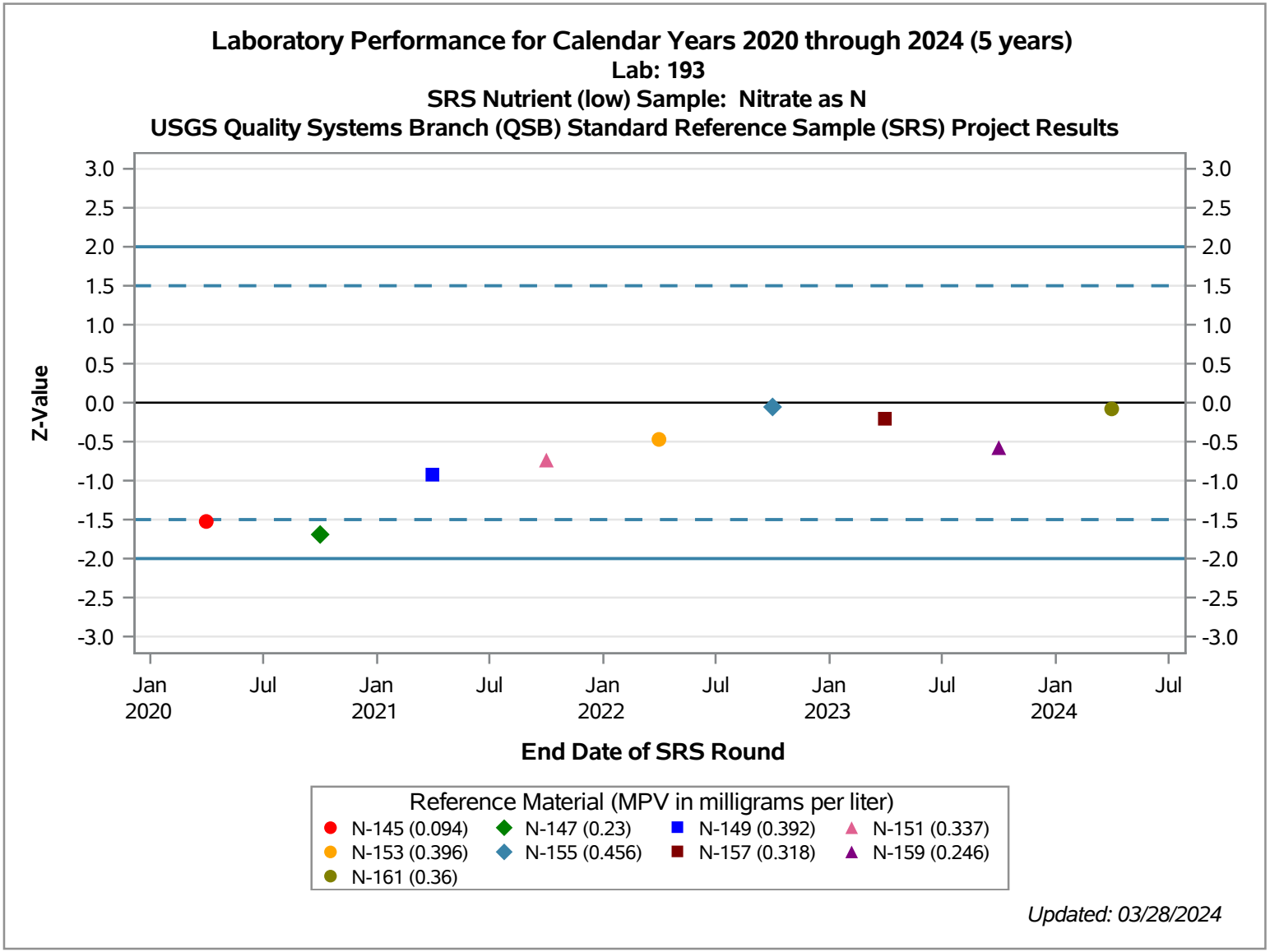
Laboratory Performance for Calendar Years 2020 through 2024 (5 years)
Lab: 193
SRS Nutrient (low) Sample: Nitrate as N
USGS Quality Systems Branch (QSB) Standard Reference Sample (SRS) Project Results
Z-Value
3.0
2.5
2.0
1.5
1.0
0.5
0.0
-0.5
-1.0
-1.5
-2.0
-2.5
-3.0
Jan 2020
Jul
Jan 2021
Jul
Jan 2022
Jul
Jan 2023
Jul
Jan 2024
Jul
End Date of SRS Round
Reference Material (MPV in milligrams per liter)
N-145 (0.094)
N-147 (0.23)
N-149 (0.392)
N-151 (0.337)
N-153 (0.396)
N-155 (0.456)
N-157 (0.318)
N-159 (0.246)
N-161 (0.36)
Updated: 03/28/2024

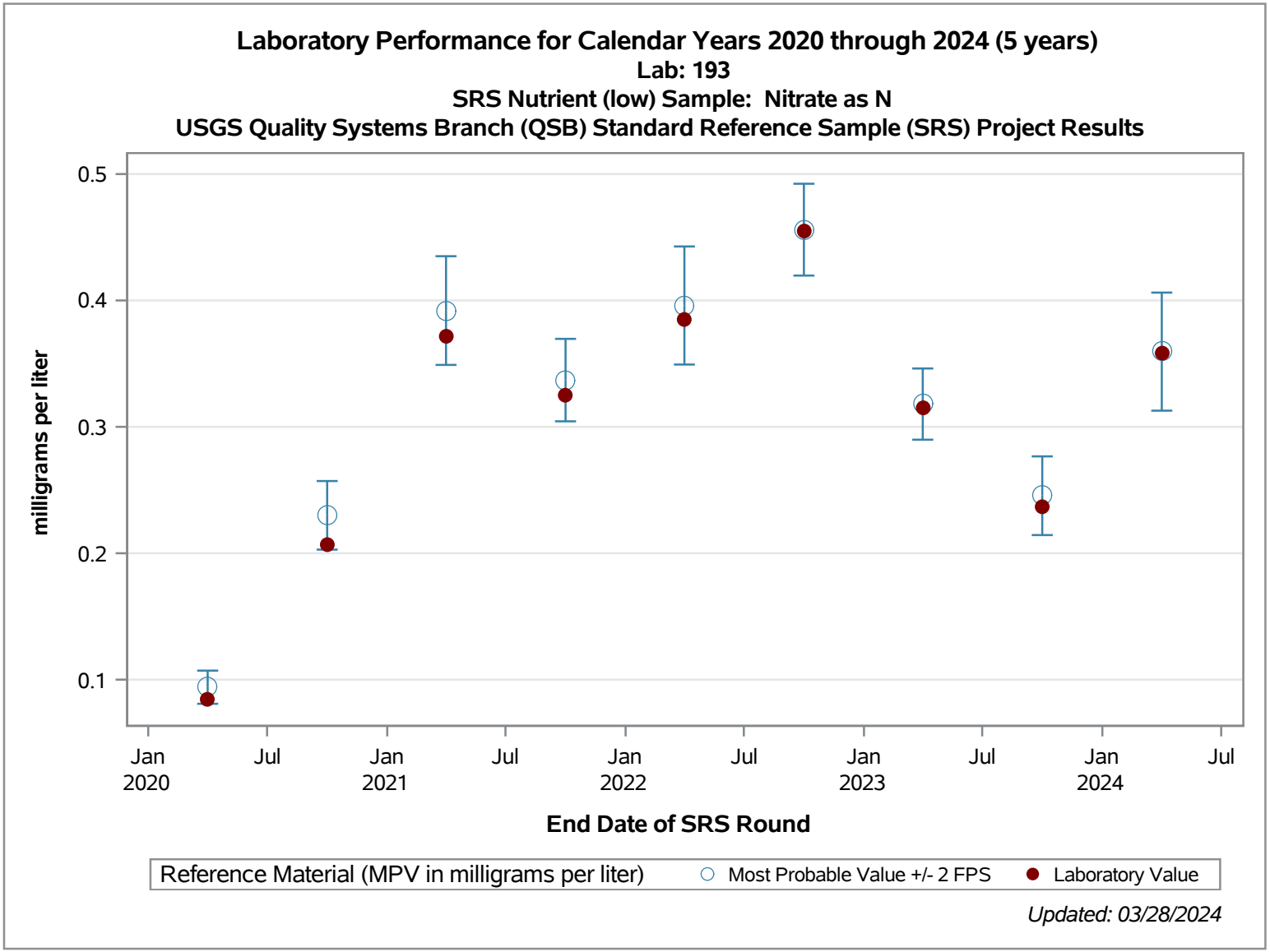
Laboratory Performance for Calendar Years 2020 through 2024 (5 years)
Lab: 193
SRS Nutrient (low) Sample: Nitrate as N
USGS Quality Systems Branch (QSB) Standard Reference Sample (SRS) Project Results
milligrams per liter
0.5
0.4
0.3
0.2
0.1
Jan 2020
Jul
Jan 2021
Jul
Jan 2022
Jul
Jan 2023
Jul
Jan 2024
Jul
End Date of SRS Round
Reference Material (MPV in milligrams per liter)
Most Probable Value +/- 2 FPS
Laboratory Value
Updated: 03/28/2024

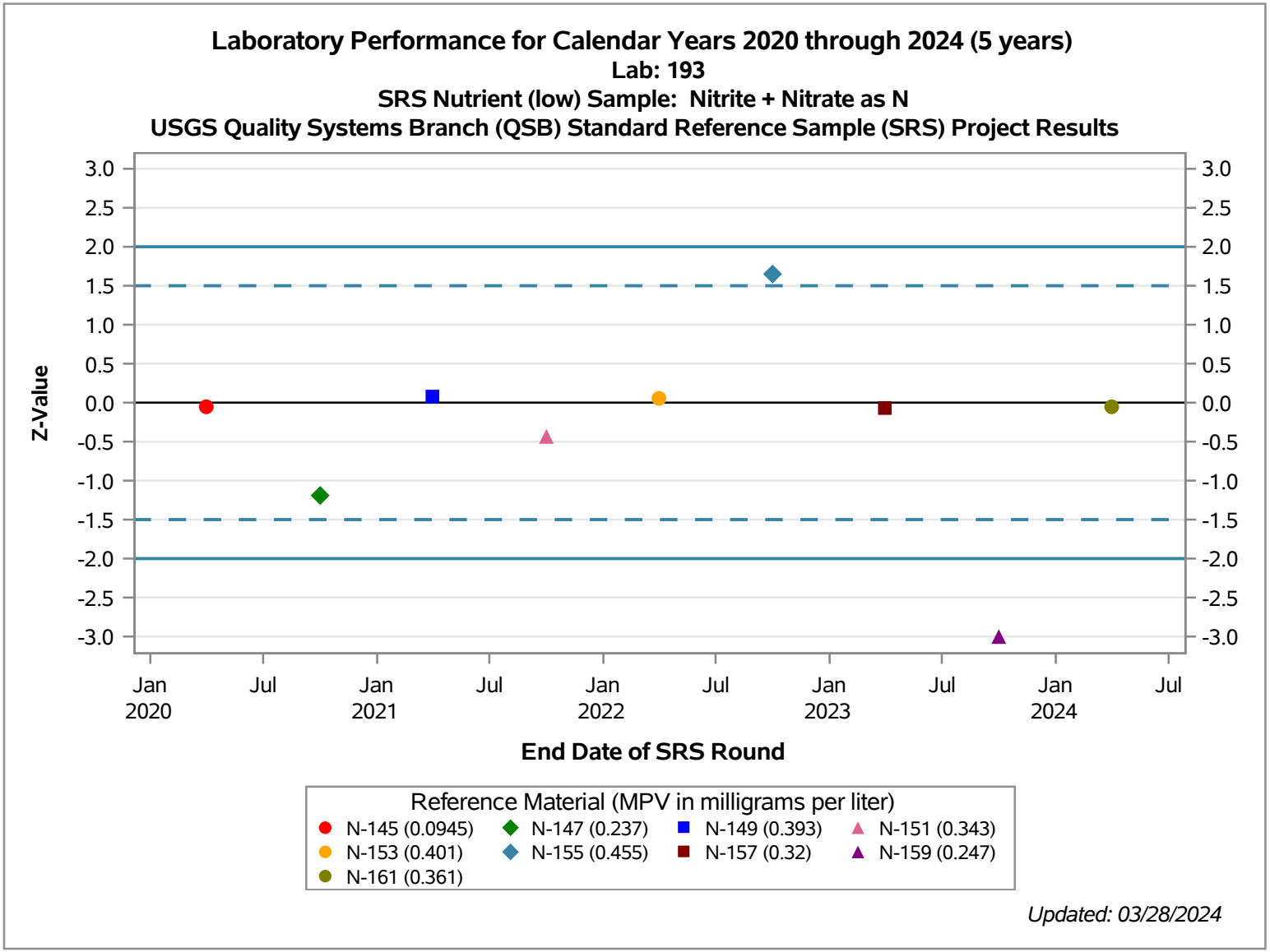
Laboratory Performance for Calendar Years 2020 through 2024 (5 years)
Lab: 193
SRS Nutrient (low) Sample: Nitrite + Nitrate as N
USGS Quality Systems Branch (QSB) Standard Reference Sample (SRS) Project Results
Z-Value
3.0
2.5
2.0
1.5
1.0
0.5
0.0
-0.5
-1.0
-1.5
-2.0
-2.5
-3.0
Jan 2020
Jul
Jan 2021
Jul
Jan 2022
Jul
Jan 2023
Jul
Jan 2024
Jul
End Date of SRS Round
Reference Material (MPV in milligrams per liter)
N-145 (0.0945)
N-147 (0.237)
N-149 (0.393)
N-151 (0.343)
N-153 (0.401)
N-155 (0.455)
N-157 (0.32)
N-159 (0.247)
N-161 (0.361)
Updated: 03/28/2024

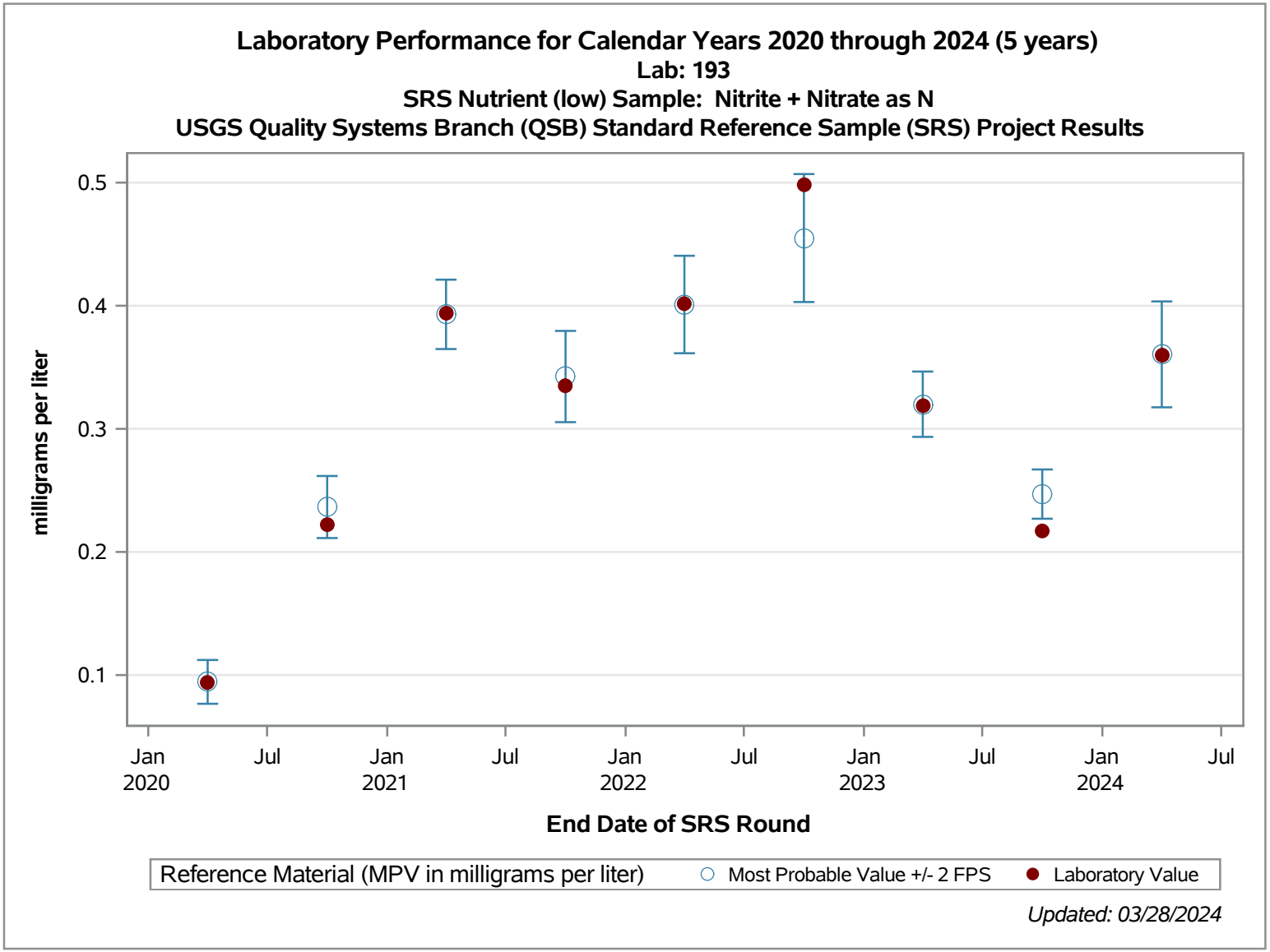
Laboratory Performance for Calendar Years 2020 through 2024 (5 years)
Lab: 193
SRS Nutrient (low) Sample: Nitrite + Nitrate as N
USGS Quality Systems Branch (QSB) Standard Reference Sample (SRS) Project Results
milligrams per liter
0.5
0.4
0.3
0.2
0.1
Jan 2020
Jul
Jan 2021
Jul
Jan 2022
Jul
Jan 2023
Jul
Jan 2024
Jul
End Date of SRS Round
Reference Material (MPV in milligrams per liter)
Most Probable Value +/- 2 FPS
Laboratory Value
Updated: 03/28/2024

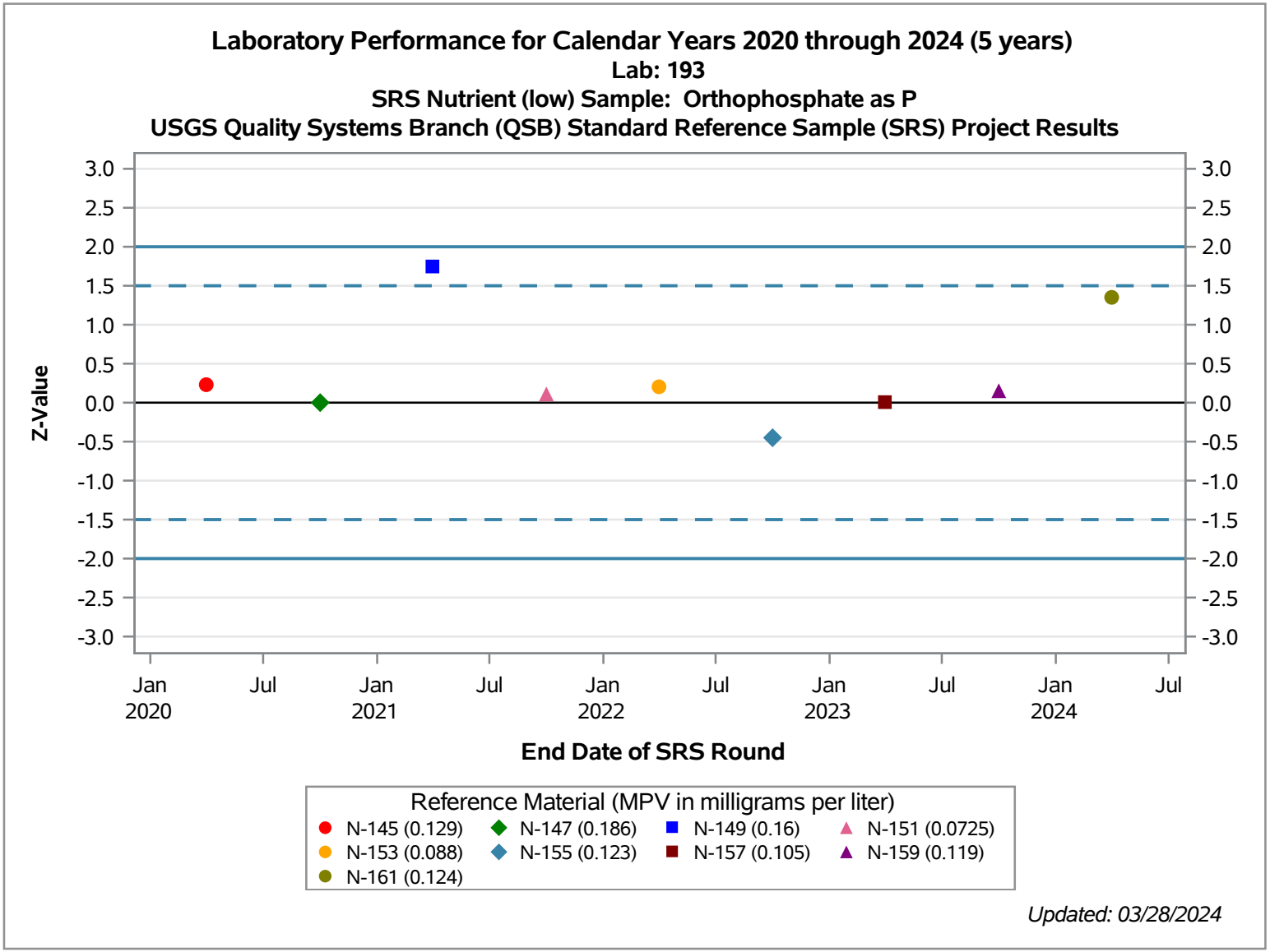
Laboratory Performance for Calendar Years 2020 through 2024 (5 years)
Lab: 193
SRS Nutrient (low) Sample: Orthophosphate as P
USGS Quality Systems Branch (QSB) Standard Reference Sample (SRS) Project Results
Z-Value
3.0
2.5
2.0
1.5
1.0
0.5
0.0
-0.5
-1.0
-1.5
-2.0
-2.5
-3.0
Jan 2020
Jul
Jan 2021
Jul
Jan 2022
Jul
Jan 2023
Jul
Jan 2024
Jul
End Date of SRS Round
Reference Material (MPV in milligrams per liter)
N-145 (0.129)
N-147 (0.186)
N-149 (0.16)
N-151 (0.0725)
N-153 (0.088)
N-155 (0.123)
N-157 (0.105)
N-159 (0.119)
N-161 (0.124)
Updated: 03/28/2024

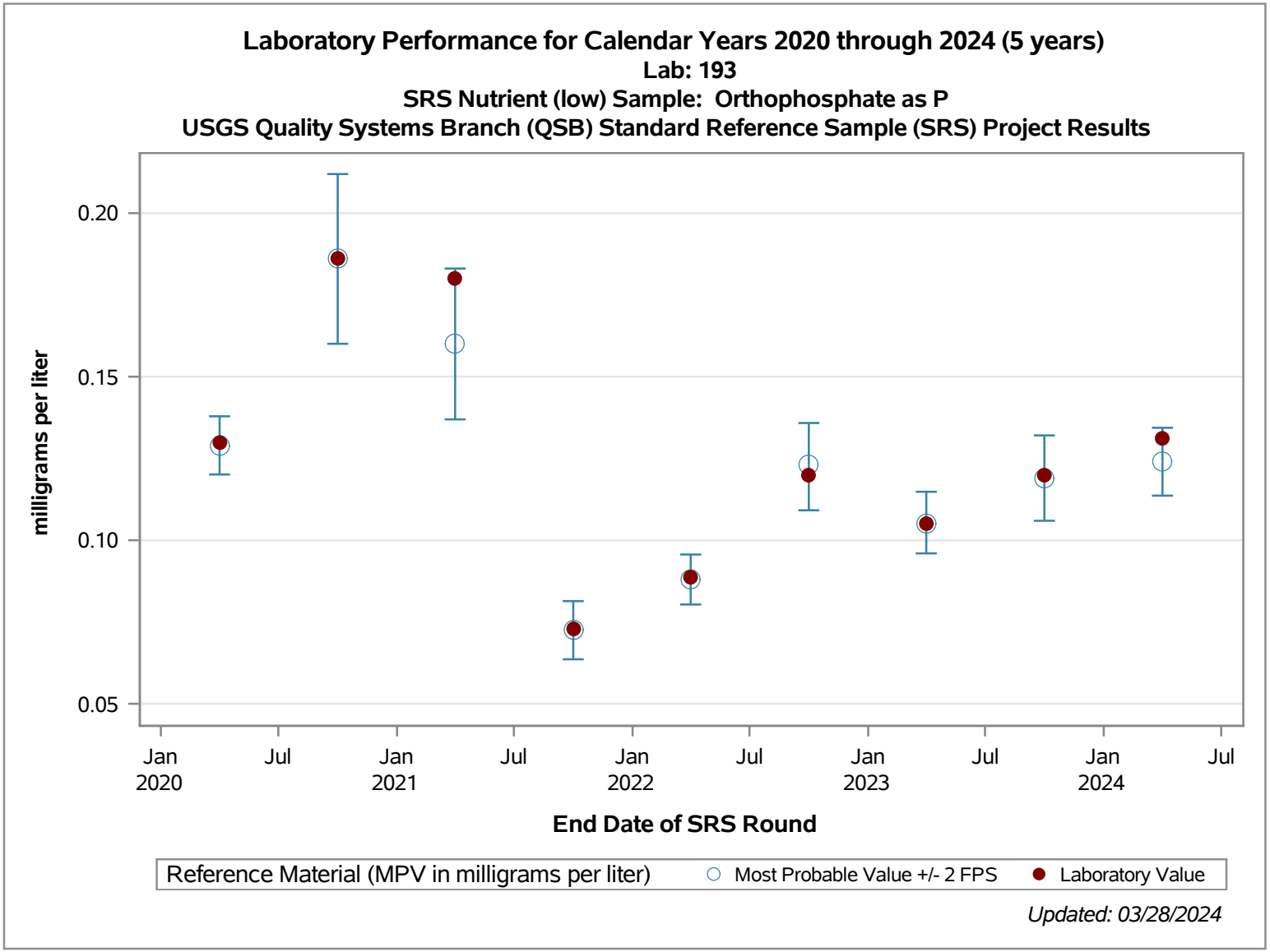
Laboratory Performance for Calendar Years 2020 through 2024 (5 years)
Lab: 193
SRS Nutrient (low) Sample: Orthophosphate as P
USGS Quality Systems Branch (QSB) Standard Reference Sample (SRS) Project Results
milligrams per liter
0.20
0.15
0.10
0.05
Jan 2020
Jul
Jan 2021
Jul
Jan 2022
Jul
Jan 2023
Jul
Jan 2024
Jul
End Date of SRS Round
Reference Material (MPV in milligrams per liter)
Most Probable Value +/- 2 FPS
Laboratory Value
Updated: 03/28/2024

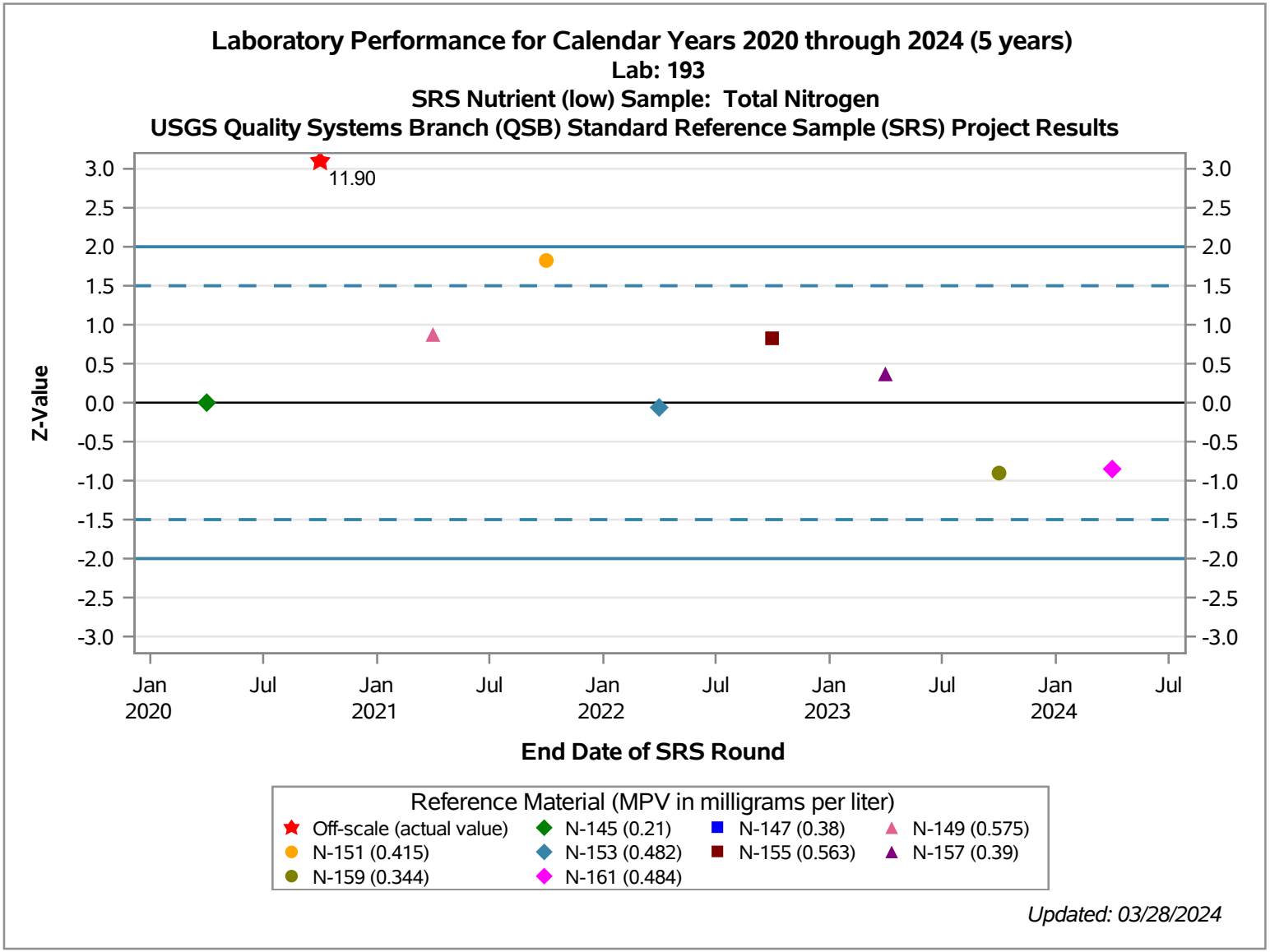
Laboratory Performance for Calendar Years 2020 through 2024 (5 years)
Lab: 193
SRS Nutrient (low) Sample: Total Nitrogen
USGS Quality Systems Branch (QSB) Standard Reference Sample (SRS) Project Results
Z-Value
3.0
2.5
2.0
1.5
1.0
0.5
0.0
-0.5
-1.0
-1.5
-2.0
-2.5
-3.0
11.90
Jan 2020
Jul
Jan 2021
Jul
Jan 2022
Jul
Jan 2023
Jul
Jan 2024
Jul
End Date of SRS Round
Reference Material (MPV in milligrams per liter)
Off-scale (actual value)
N-145 (0.21)
N-147 (0.38)
N-149 (0.575)
N-151 (0.415)
N-153 (0.482)
N-155 (0.563)
N-157 (0.39)
N-159 (0.344)
N-161 (0.484)
Updated: 03/28/2024

**Laboratory Performance for Calendar Years 2020 through 2024 (5 years)**
**Lab: 193**
**SRS Nutrient (low) Sample: Total Nitrogen**
**USGS Quality Systems Branch (QSB) Standard Reference Sample (SRS) Project Results**

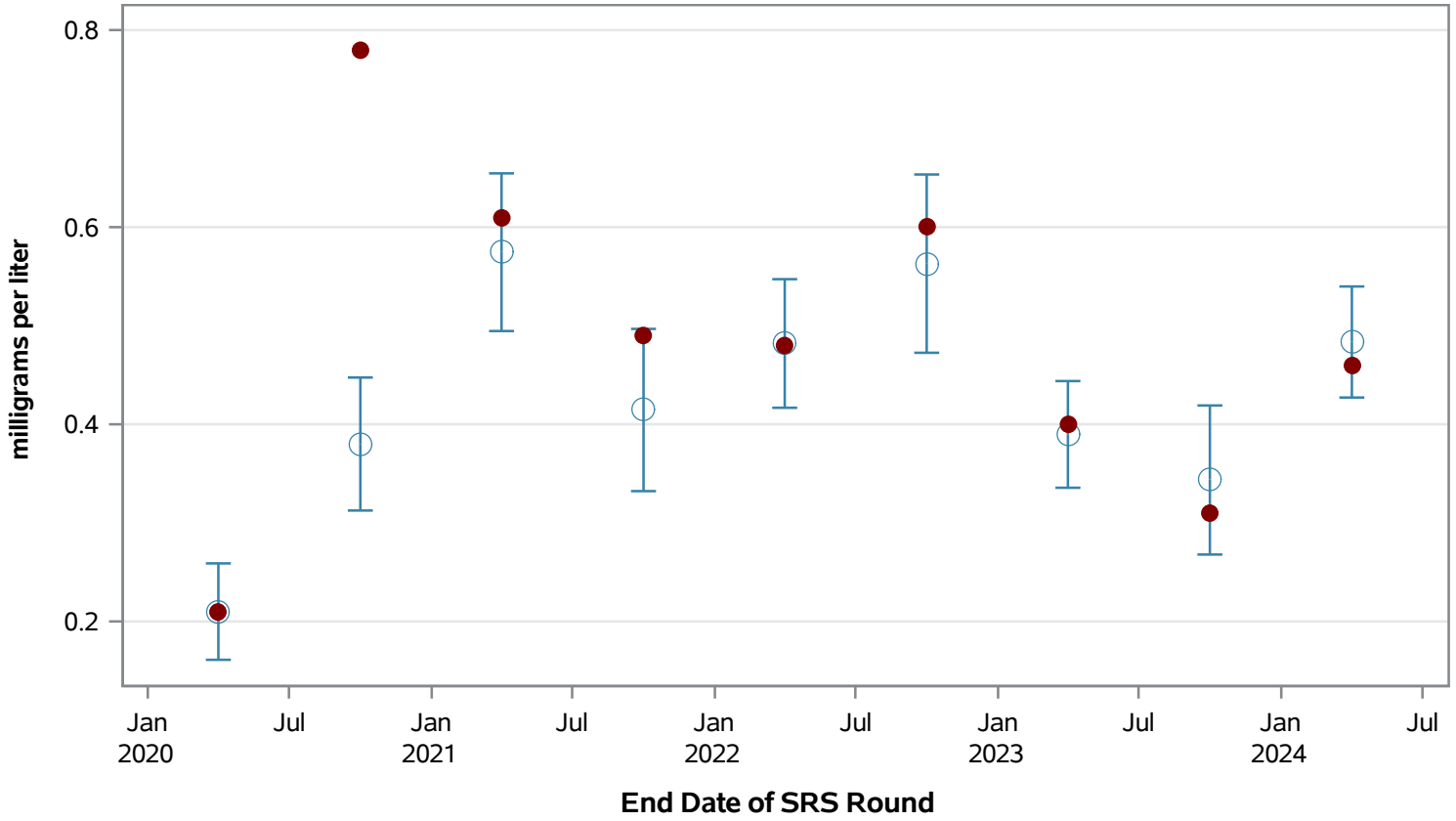


*Updated: 03/28/2024*

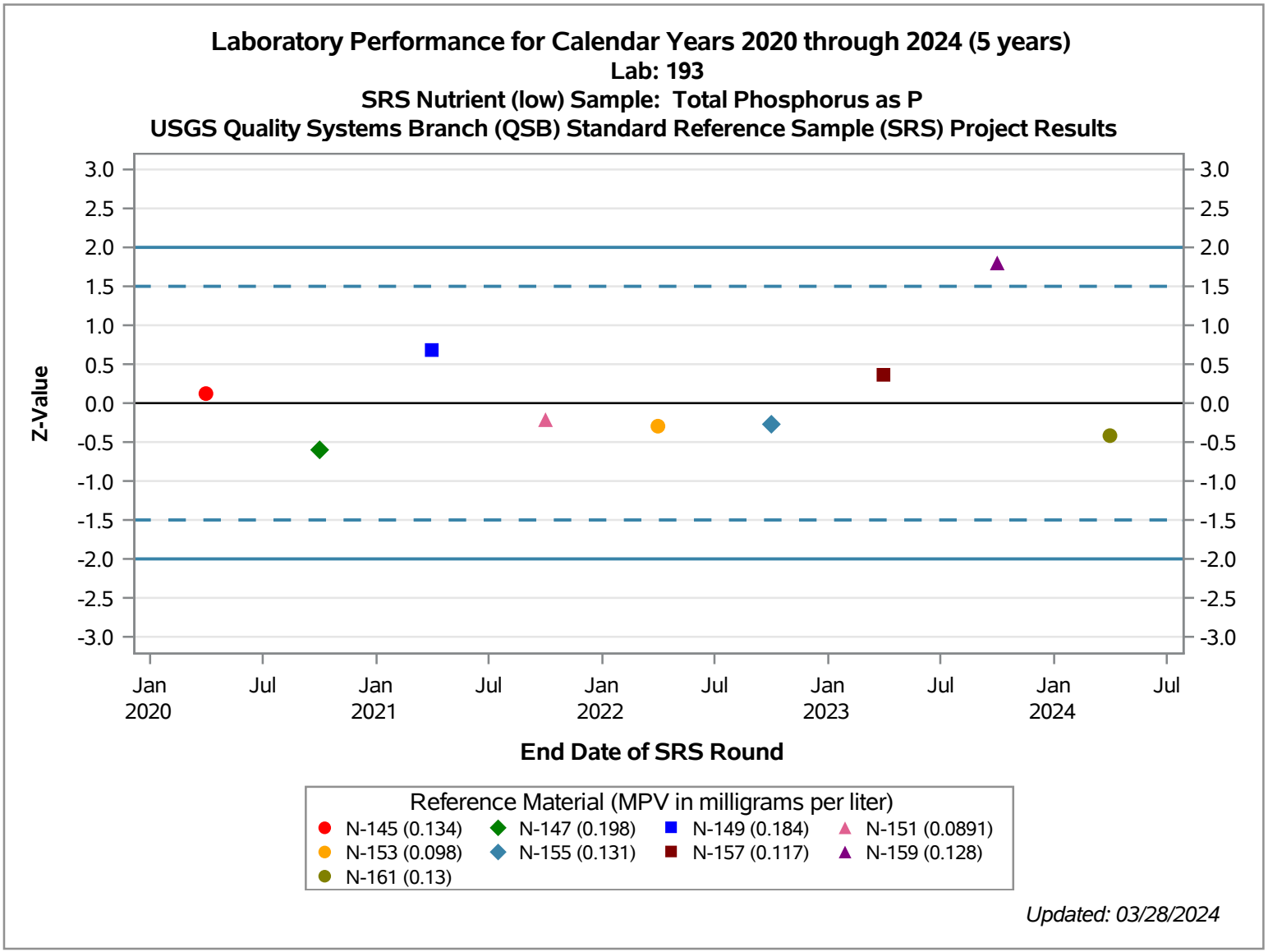
Laboratory Performance for Calendar Years 2020 through 2024 (5 years)
Lab: 193
SRS Nutrient (low) Sample: Total Phosphorus as P
USGS Quality Systems Branch (QSB) Standard Reference Sample (SRS) Project Results
Z-Value
3.0
2.5
2.0
1.5
1.0
0.5
0.0
-0.5
-1.0
-1.5
-2.0
-2.5
-3.0
Jan 2020
Jul
Jan 2021
Jul
Jan 2022
Jul
Jan 2023
Jul
Jan 2024
Jul
End Date of SRS Round
Reference Material (MPV in milligrams per liter)
N-145 (0.134)
N-147 (0.198)
N-149 (0.184)
N-151 (0.0891)
N-153 (0.098)
N-155 (0.131)
N-157 (0.117)
N-159 (0.128)
N-161 (0.13)
Updated: 03/28/2024

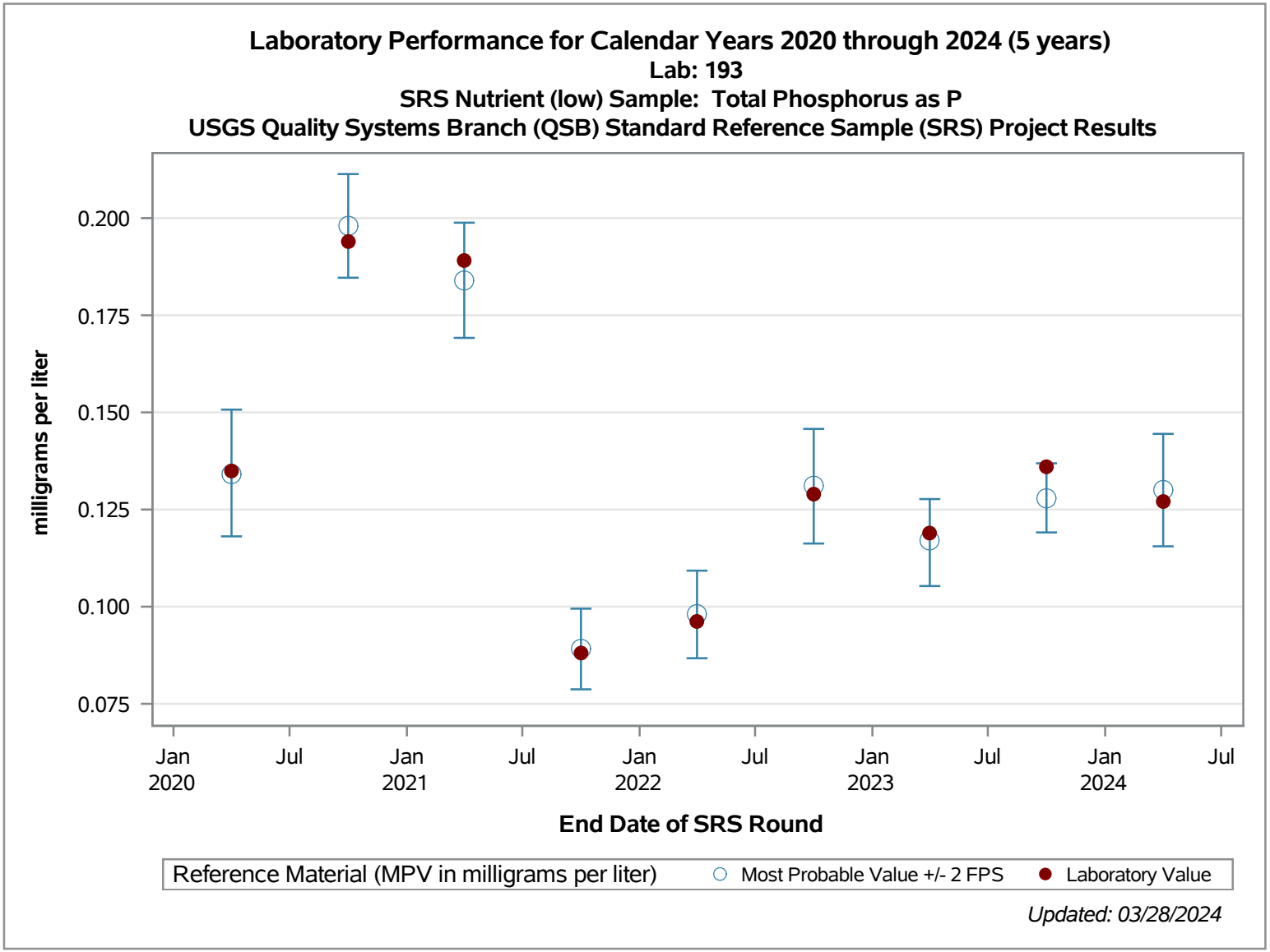
Laboratory Performance for Calendar Years 2020 through 2024 (5 years)
Lab: 193
SRS Nutrient (low) Sample: Total Phosphorus as P
USGS Quality Systems Branch (QSB) Standard Reference Sample (SRS) Project Results
milligrams per liter
0.200
0.175
0.150
0.125
0.100
0.075
Jan 2020
Jul
Jan 2021
Jul
Jan 2022
Jul
Jan 2023
Jul
Jan 2024
Jul
End Date of SRS Round
Reference Material (MPV in milligrams per liter)
Most Probable Value +/- 2 FPS
Laboratory Value
Updated: 03/28/2024

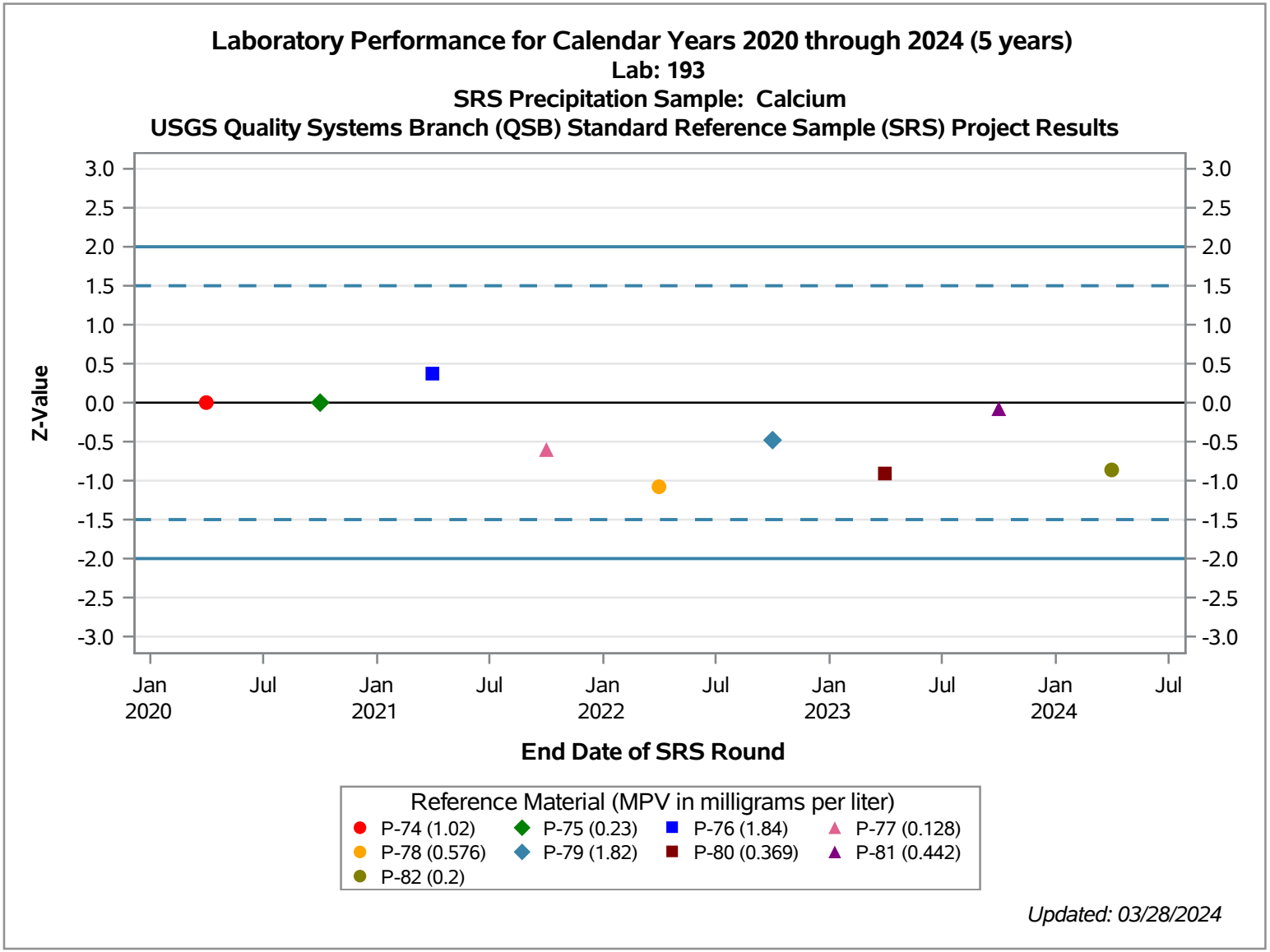
Laboratory Performance for Calendar Years 2020 through 2024 (5 years)
Lab: 193
SRS Precipitation Sample: Calcium
USGS Quality Systems Branch (QSB) Standard Reference Sample (SRS) Project Results
Z-Value
3.0
2.5
2.0
1.5
1.0
0.5
0.0
-0.5
-1.0
-1.5
-2.0
-2.5
-3.0
Jan 2020
Jul
Jan 2021
Jul
Jan 2022
Jul
Jan 2023
Jul
Jan 2024
Jul
End Date of SRS Round
Reference Material (MPV in milligrams per liter)
P-74 (1.02)
P-75 (0.23)
P-76 (1.84)
P-77 (0.128)
P-78 (0.576)
P-79 (1.82)
P-80 (0.369)
P-81 (0.442)
P-82 (0.2)
Updated: 03/28/2024

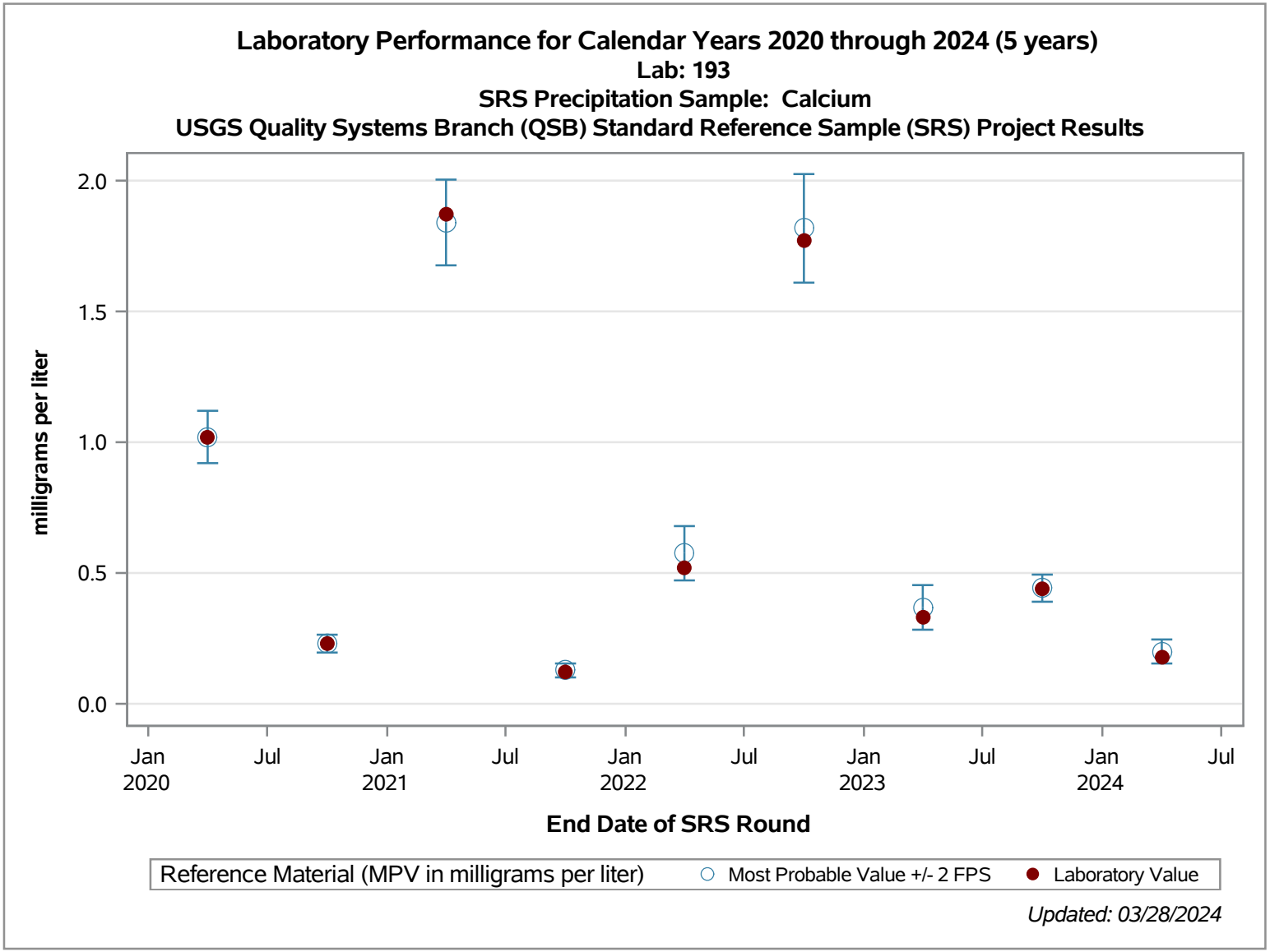
Laboratory Performance for Calendar Years 2020 through 2024 (5 years)
Lab: 193
SRS Precipitation Sample: Calcium
USGS Quality Systems Branch (QSB) Standard Reference Sample (SRS) Project Results
milligrams per liter
2.0
1.5
1.0
0.5
0.0
Jan 2020
Jul
Jan 2021
Jul
Jan 2022
Jul
Jan 2023
Jul
Jan 2024
Jul
End Date of SRS Round
Reference Material (MPV in milligrams per liter)
Most Probable Value +/- 2 FPS
Laboratory Value
Updated: 03/28/2024

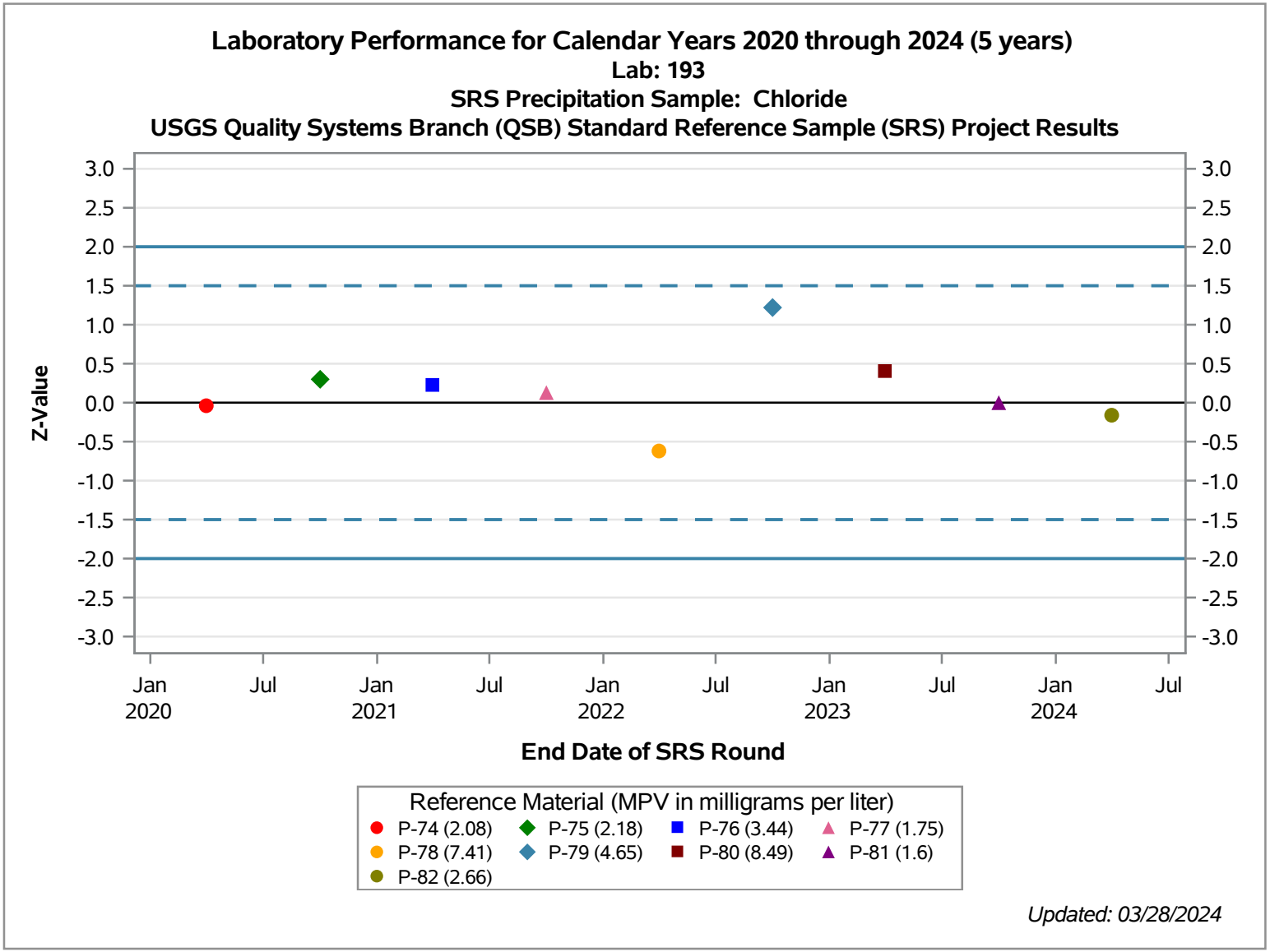
Laboratory Performance for Calendar Years 2020 through 2024 (5 years)
Lab: 193
SRS Precipitation Sample: Chloride
USGS Quality Systems Branch (QSB) Standard Reference Sample (SRS) Project Results
Z-Value
3.0
2.5
2.0
1.5
1.0
0.5
0.0
-0.5
-1.0
-1.5
-2.0
-2.5
-3.0
Jan 2020
Jul
Jan 2021
Jul
Jan 2022
Jul
Jan 2023
Jul
Jan 2024
Jul
End Date of SRS Round
Reference Material (MPV in milligrams per liter)
P-74 (2.08)
P-75 (2.18)
P-76 (3.44)
P-77 (1.75)
P-78 (7.41)
P-79 (4.65)
P-80 (8.49)
P-81 (1.6)
P-82 (2.66)
Updated: 03/28/2024

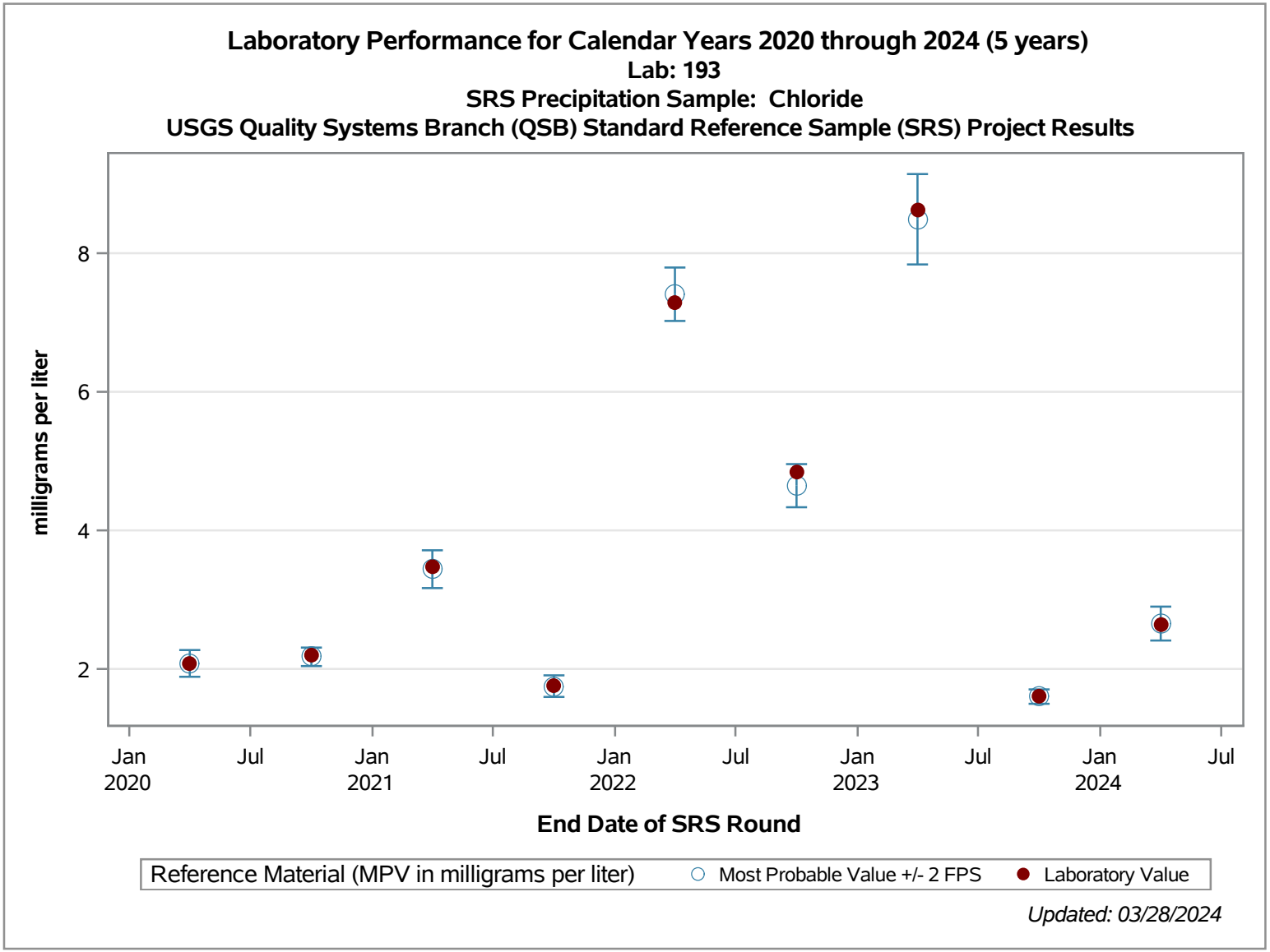
Laboratory Performance for Calendar Years 2020 through 2024 (5 years)
Lab: 193
SRS Precipitation Sample: Chloride
USGS Quality Systems Branch (QSB) Standard Reference Sample (SRS) Project Results
milligrams per liter
8
6
4
2
Jan 2020
Jul
Jan 2021
Jul
Jan 2022
Jul
Jan 2023
Jul
Jan 2024
Jul
End Date of SRS Round
Reference Material (MPV in milligrams per liter)
Most Probable Value +/- 2 FPS
Laboratory Value
Updated: 03/28/2024

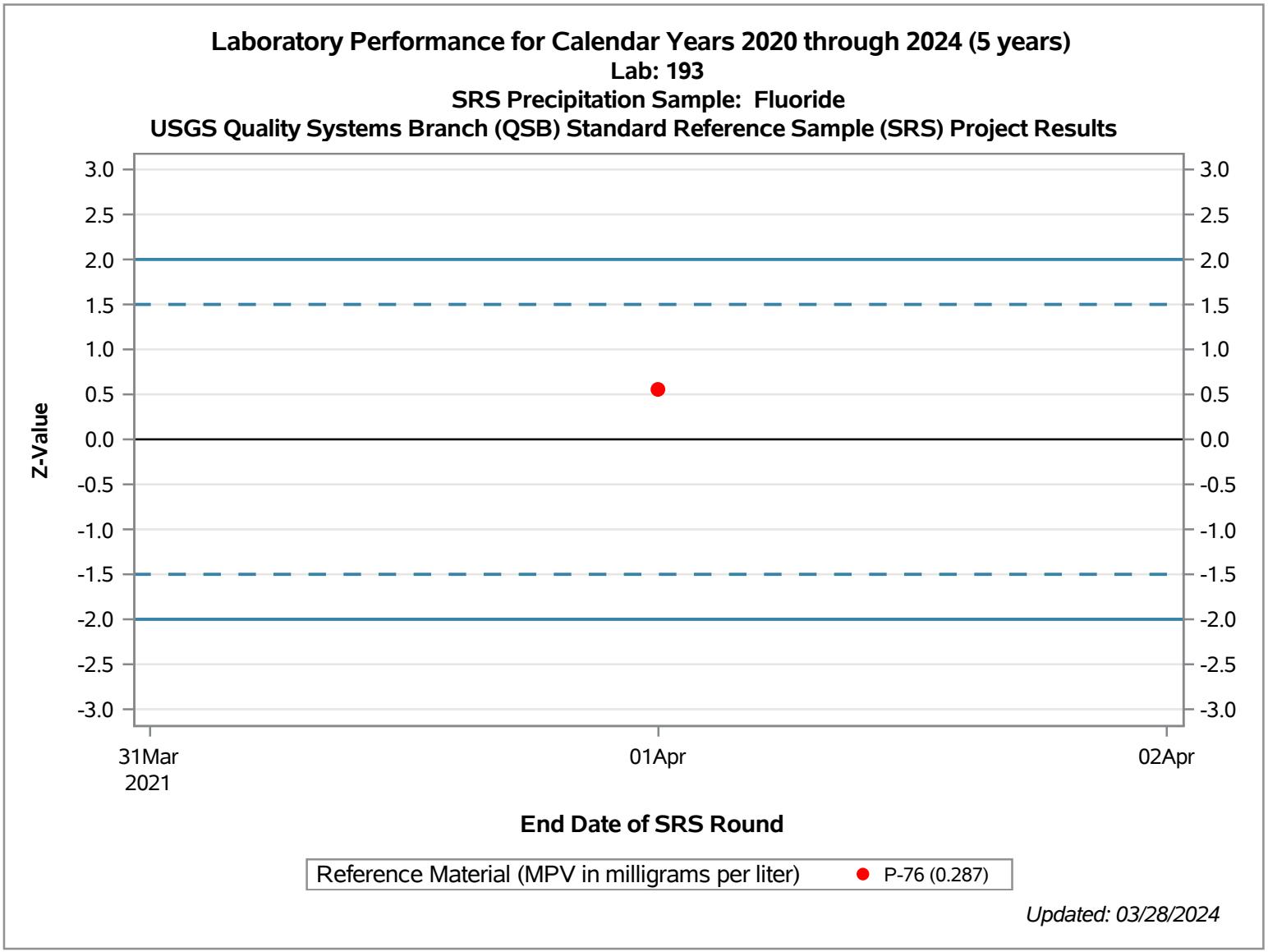
Laboratory Performance for Calendar Years 2020 through 2024 (5 years)
Lab: 193
SRS Precipitation Sample: Fluoride
USGS Quality Systems Branch (QSB) Standard Reference Sample (SRS) Project Results
Z-Value
3.0
2.5
2.0
1.5
1.0
0.5
0.0
-0.5
-1.0
-1.5
-2.0
-2.5
-3.0
31Mar
2021
01Apr
02Apr
End Date of SRS Round
Reference Material (MPV in milligrams per liter)
P-76 (0.287)
Updated: 03/28/2024

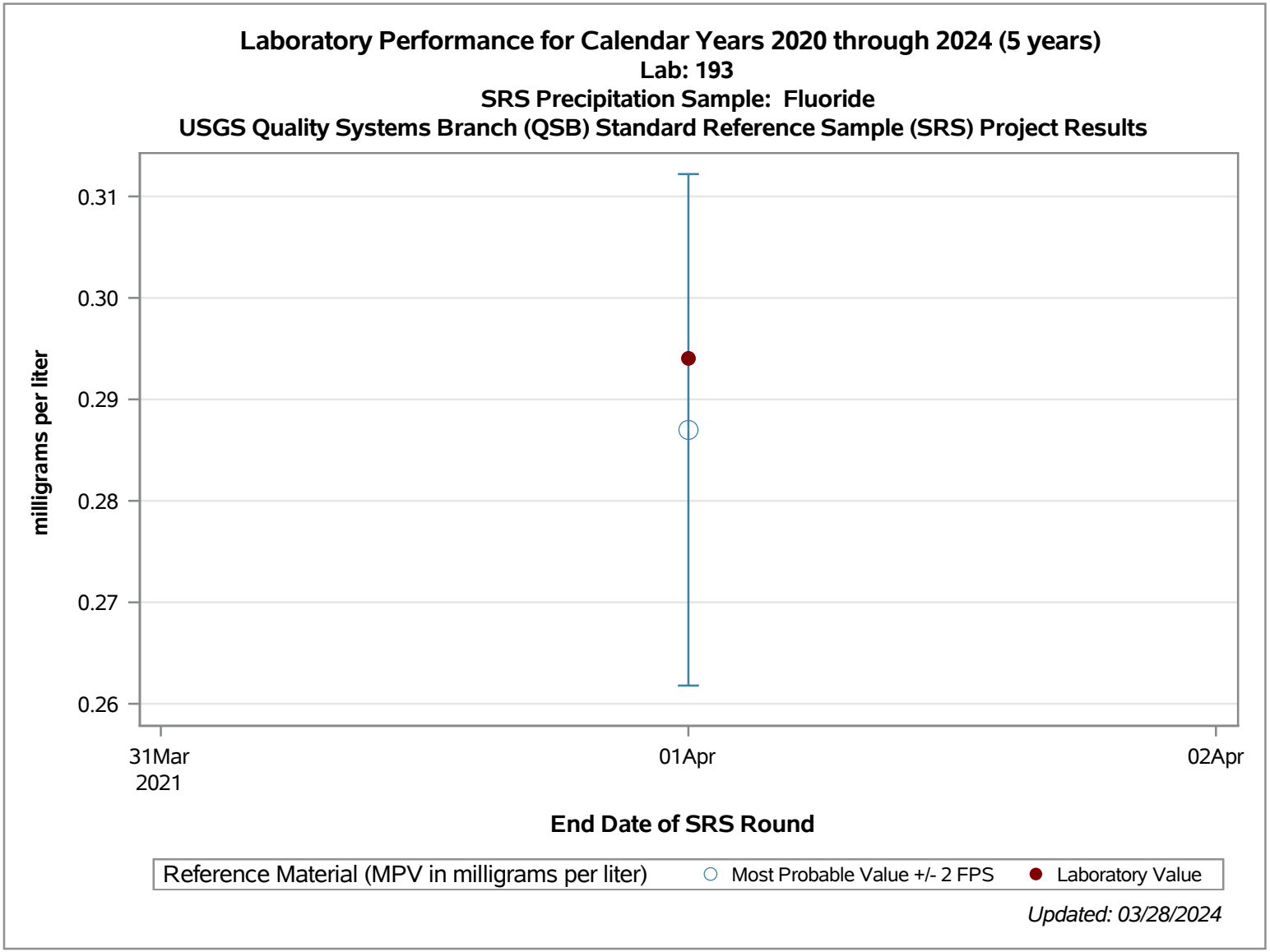
Laboratory Performance for Calendar Years 2020 through 2024 (5 years)
Lab: 193
SRS Precipitation Sample: Fluoride
USGS Quality Systems Branch (QSB) Standard Reference Sample (SRS) Project Results
milligrams per liter
0.31
0.30
0.29
0.28
0.27
0.26
31Mar
2021
01Apr
02Apr
End Date of SRS Round
Reference Material (MPV in milligrams per liter)
Most Probable Value +/- 2 FPS
Laboratory Value
Updated: 03/28/2024

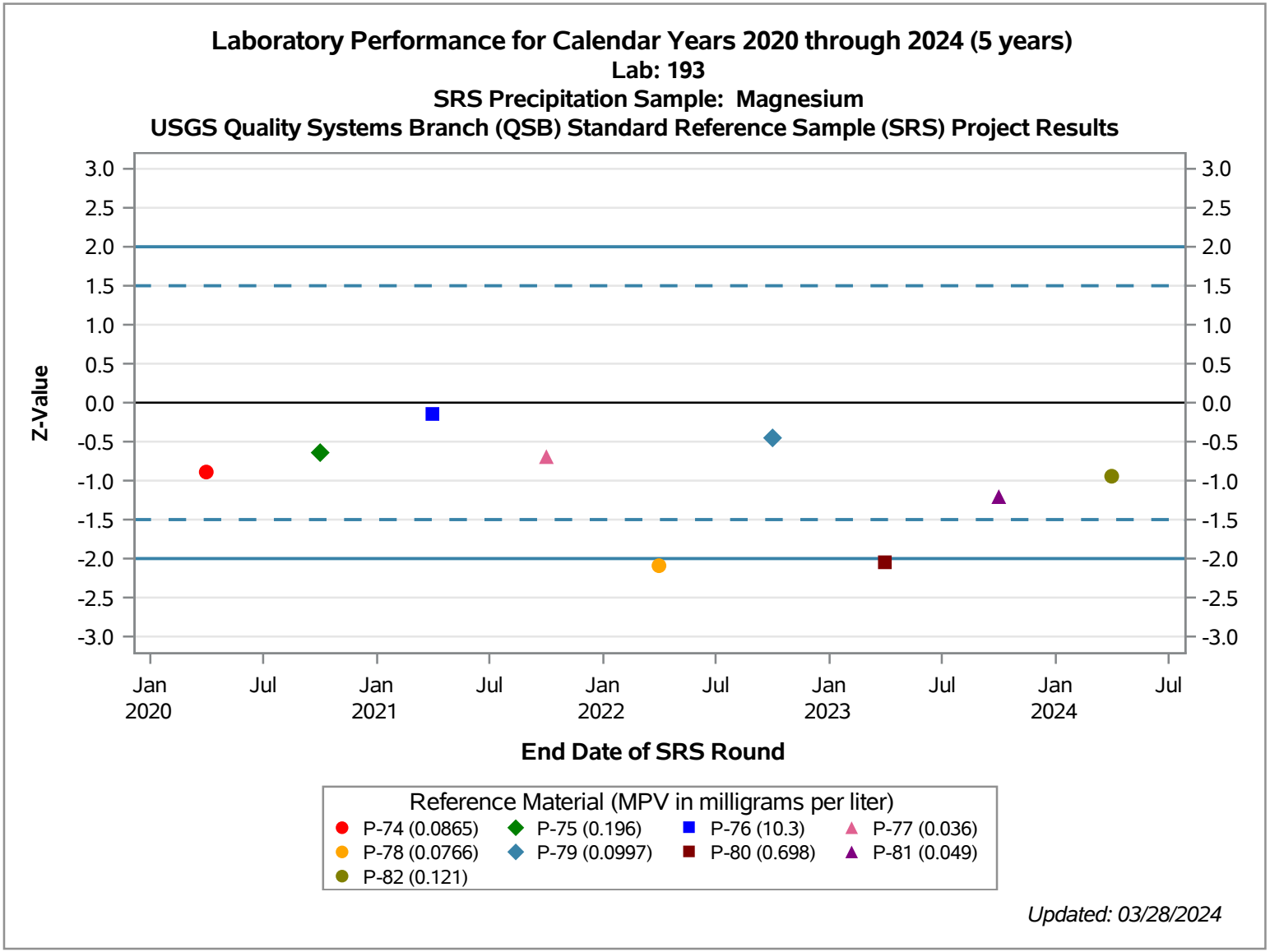
Laboratory Performance for Calendar Years 2020 through 2024 (5 years)
Lab: 193
SRS Precipitation Sample: Magnesium
USGS Quality Systems Branch (QSB) Standard Reference Sample (SRS) Project Results
Z-Value
3.0
2.5
2.0
1.5
1.0
0.5
0.0
-0.5
-1.0
-1.5
-2.0
-2.5
-3.0
Jan 2020
Jul
Jan 2021
Jul
Jan 2022
Jul
Jan 2023
Jul
Jan 2024
Jul
End Date of SRS Round
Reference Material (MPV in milligrams per liter)
P-74 (0.0865)
P-75 (0.196)
P-76 (10.3)
P-77 (0.036)
P-78 (0.0766)
P-79 (0.0997)
P-80 (0.698)
P-81 (0.049)
P-82 (0.121)
Updated: 03/28/2024

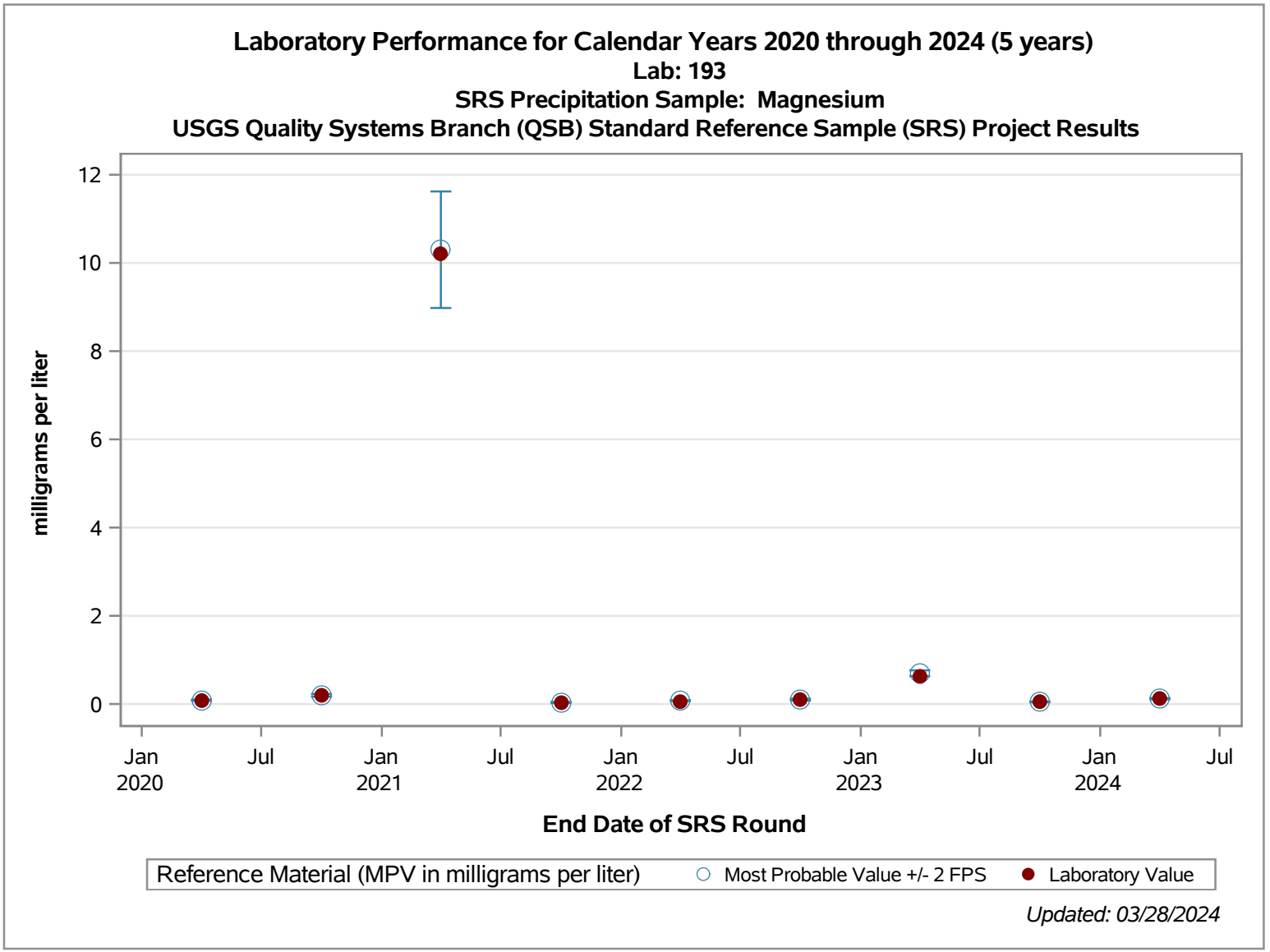
Laboratory Performance for Calendar Years 2020 through 2024 (5 years)
Lab: 193
SRS Precipitation Sample: Magnesium
USGS Quality Systems Branch (QSB) Standard Reference Sample (SRS) Project Results
milligrams per liter
12
10
8
6
4
2
0
Jan 2020
Jul
Jan 2021
Jul
Jan 2022
Jul
Jan 2023
Jul
Jan 2024
Jul
End Date of SRS Round
Reference Material (MPV in milligrams per liter)
Most Probable Value +/- 2 FPS
Laboratory Value
Updated: 03/28/2024

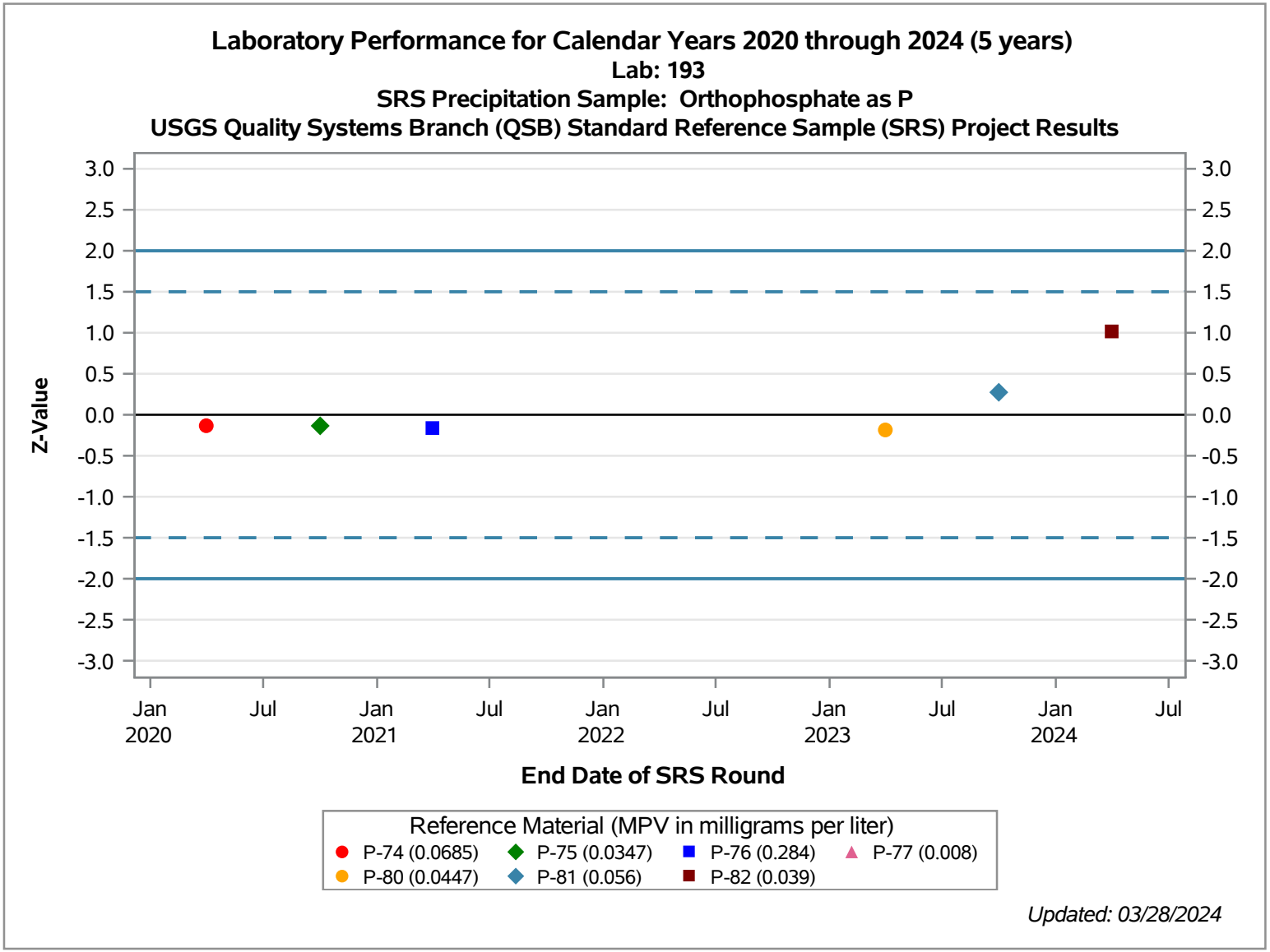
Laboratory Performance for Calendar Years 2020 through 2024 (5 years)
Lab: 193
SRS Precipitation Sample: Orthophosphate as P
USGS Quality Systems Branch (QSB) Standard Reference Sample (SRS) Project Results
Z-Value
3.0
2.5
2.0
1.5
1.0
0.5
0.0
-0.5
-1.0
-1.5
-2.0
-2.5
-3.0
Jan 2020
Jul
Jan 2021
Jul
Jan 2022
Jul
Jan 2023
Jul
Jan 2024
Jul
End Date of SRS Round
Reference Material (MPV in milligrams per liter)
P-74 (0.0685)
P-75 (0.0347)
P-76 (0.284)
P-77 (0.008)
P-80 (0.0447)
P-81 (0.056)
P-82 (0.039)
Updated: 03/28/2024

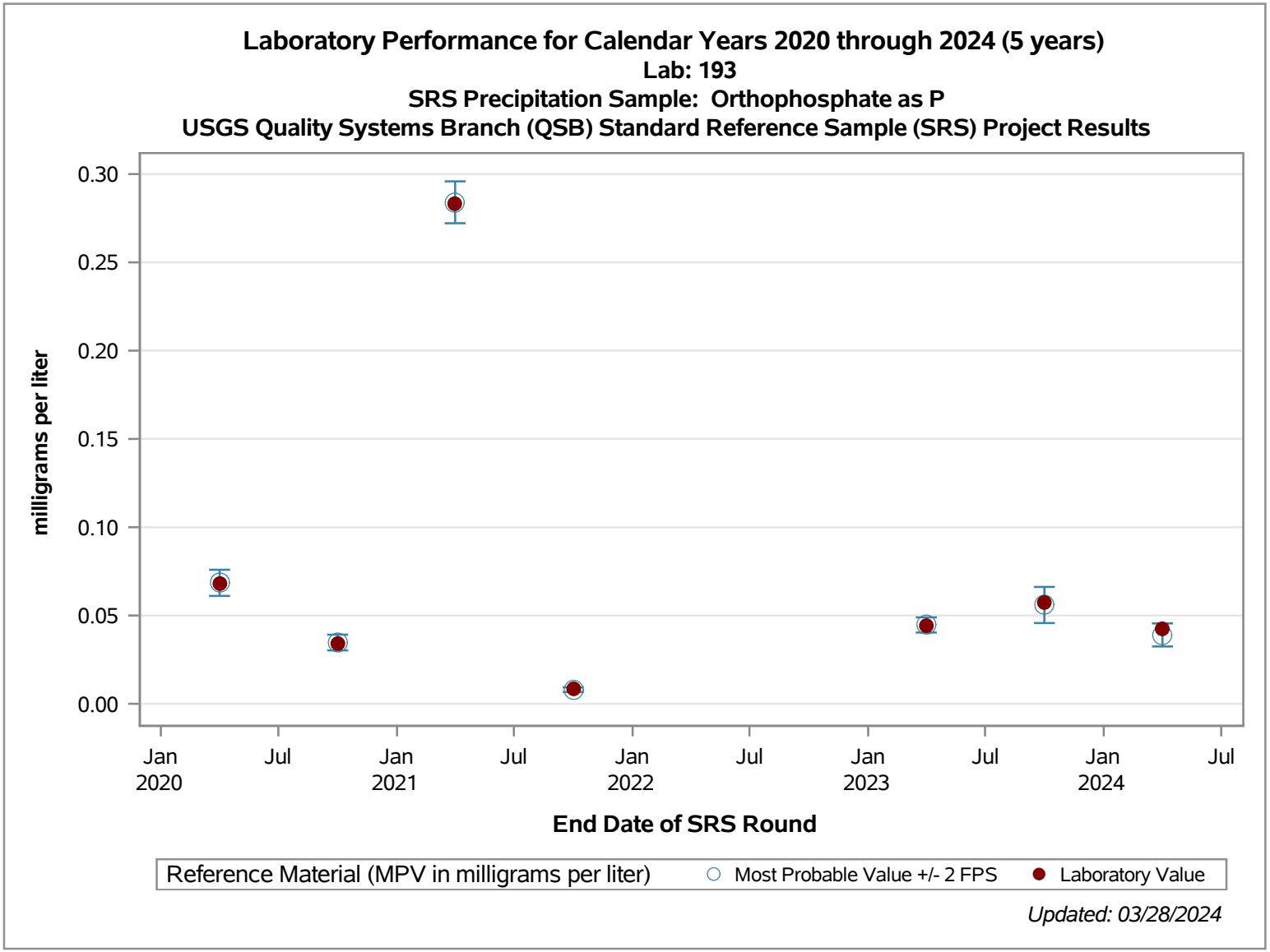
Laboratory Performance for Calendar Years 2020 through 2024 (5 years)
Lab: 193
SRS Precipitation Sample: Orthophosphate as P
USGS Quality Systems Branch (QSB) Standard Reference Sample (SRS) Project Results
milligrams per liter
0.30
0.25
0.20
0.15
0.10
0.05
0.00
Jan 2020
Jul
Jan 2021
Jul
Jan 2022
Jul
Jan 2023
Jul
Jan 2024
Jul
End Date of SRS Round
Reference Material (MPV in milligrams per liter)
Most Probable Value +/- 2 FPS
Laboratory Value
Updated: 03/28/2024

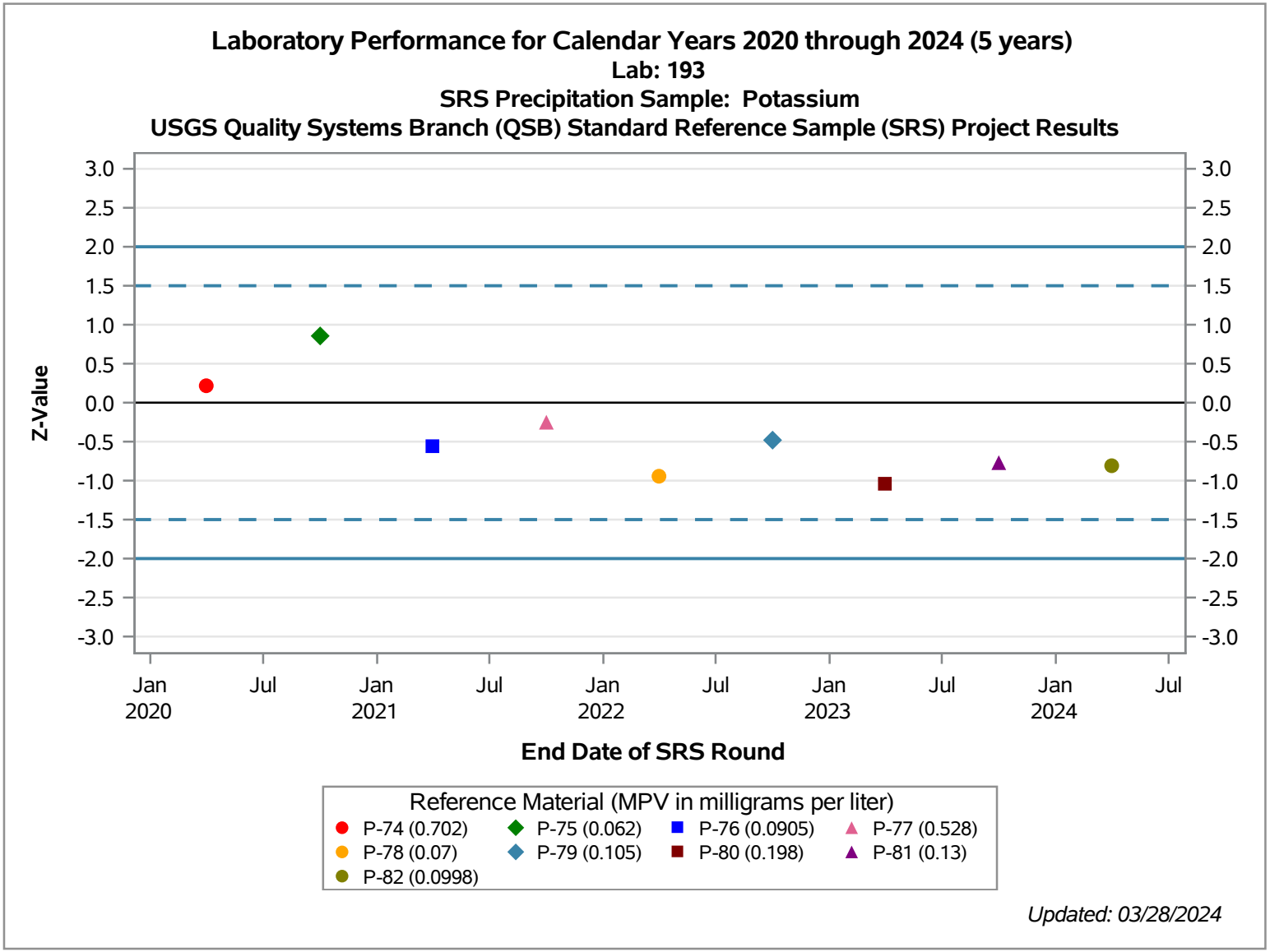
Laboratory Performance for Calendar Years 2020 through 2024 (5 years)
Lab: 193
SRS Precipitation Sample: Potassium
USGS Quality Systems Branch (QSB) Standard Reference Sample (SRS) Project Results
Z-Value
3.0
2.5
2.0
1.5
1.0
0.5
0.0
-0.5
-1.0
-1.5
-2.0
-2.5
-3.0
Jan 2020
Jul
Jan 2021
Jul
Jan 2022
Jul
Jan 2023
Jul
Jan 2024
Jul
End Date of SRS Round
Reference Material (MPV in milligrams per liter)
P-74 (0.702)
P-75 (0.062)
P-76 (0.0905)
P-77 (0.528)
P-78 (0.07)
P-79 (0.105)
P-80 (0.198)
P-81 (0.13)
P-82 (0.0998)
Updated: 03/28/2024

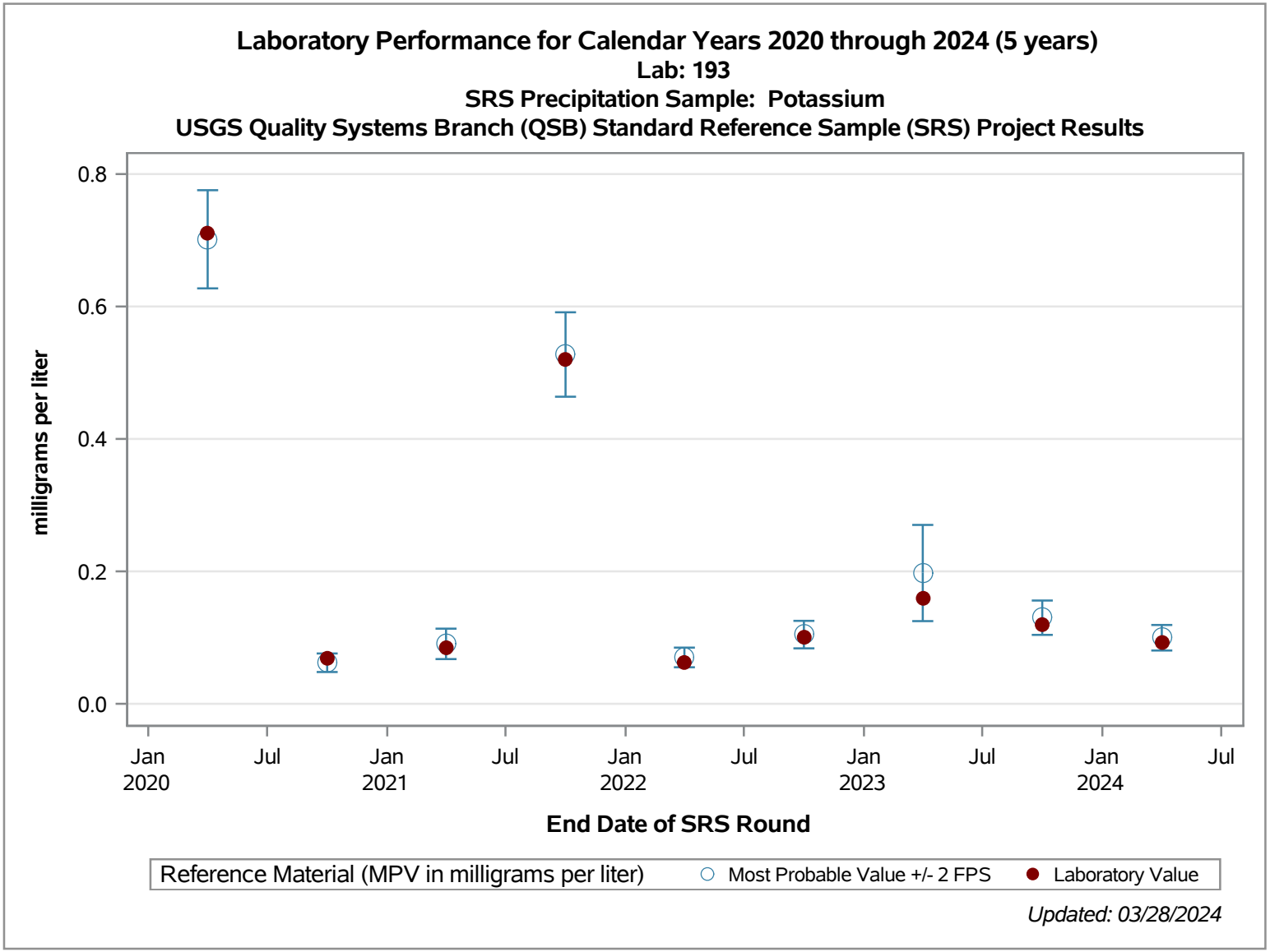
Laboratory Performance for Calendar Years 2020 through 2024 (5 years)
Lab: 193
SRS Precipitation Sample: Potassium
USGS Quality Systems Branch (QSB) Standard Reference Sample (SRS) Project Results
milligrams per liter
0.8
0.6
0.4
0.2
0.0
Jan 2020
Jul
Jan 2021
Jul
Jan 2022
Jul
Jan 2023
Jul
Jan 2024
Jul
End Date of SRS Round
Reference Material (MPV in milligrams per liter)
Most Probable Value +/- 2 FPS
Laboratory Value
Updated: 03/28/2024

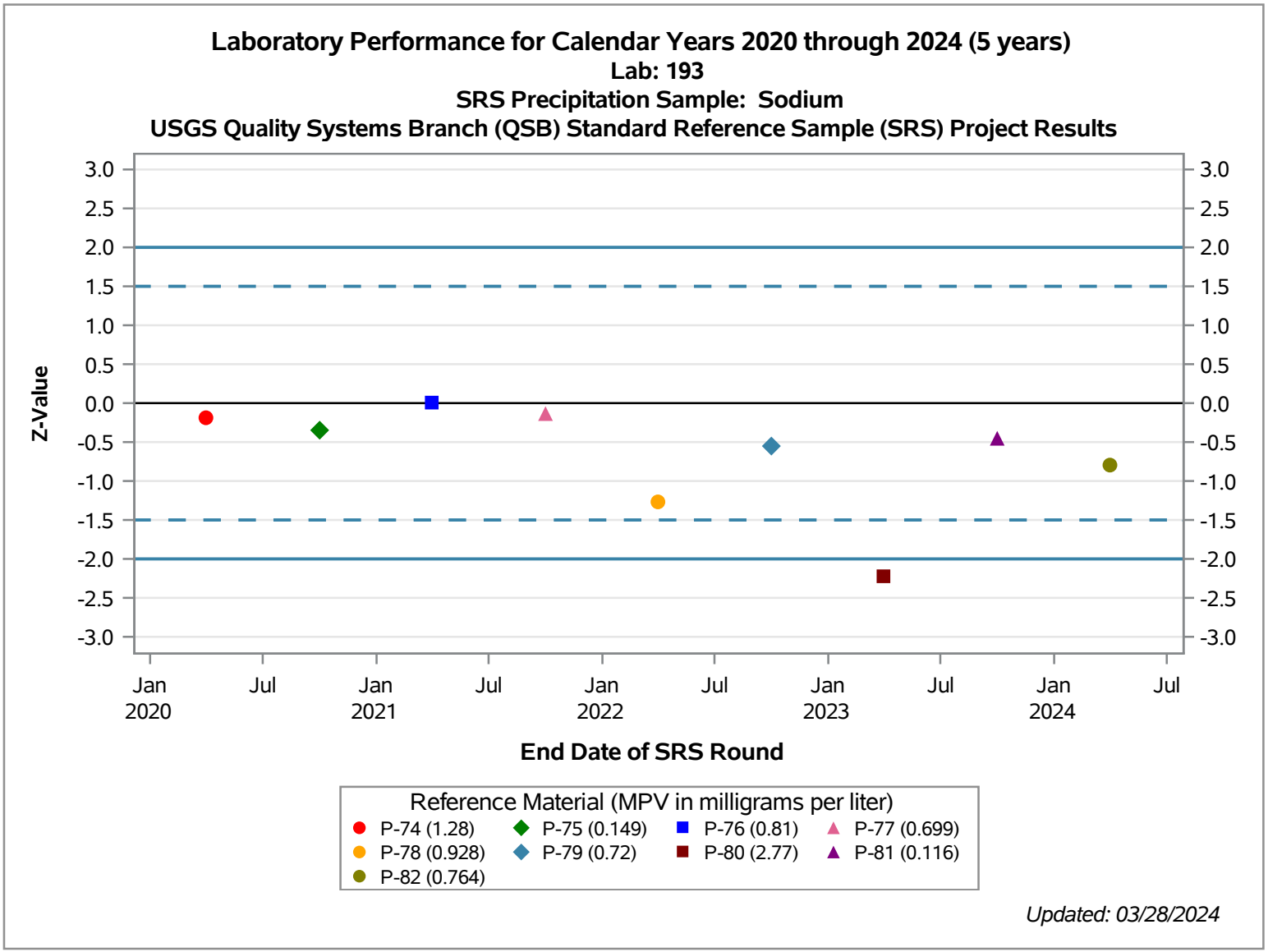
Laboratory Performance for Calendar Years 2020 through 2024 (5 years)
Lab: 193
SRS Precipitation Sample: Sodium
USGS Quality Systems Branch (QSB) Standard Reference Sample (SRS) Project Results
Z-Value
3.0
2.5
2.0
1.5
1.0
0.5
0.0
-0.5
-1.0
-1.5
-2.0
-2.5
-3.0
Jan 2020
Jul
Jan 2021
Jul
Jan 2022
Jul
Jan 2023
Jul
Jan 2024
Jul
End Date of SRS Round
Reference Material (MPV in milligrams per liter)
P-74 (1.28)
P-75 (0.149)
P-76 (0.81)
P-77 (0.699)
P-78 (0.928)
P-79 (0.72)
P-80 (2.77)
P-81 (0.116)
P-82 (0.764)
Updated: 03/28/2024

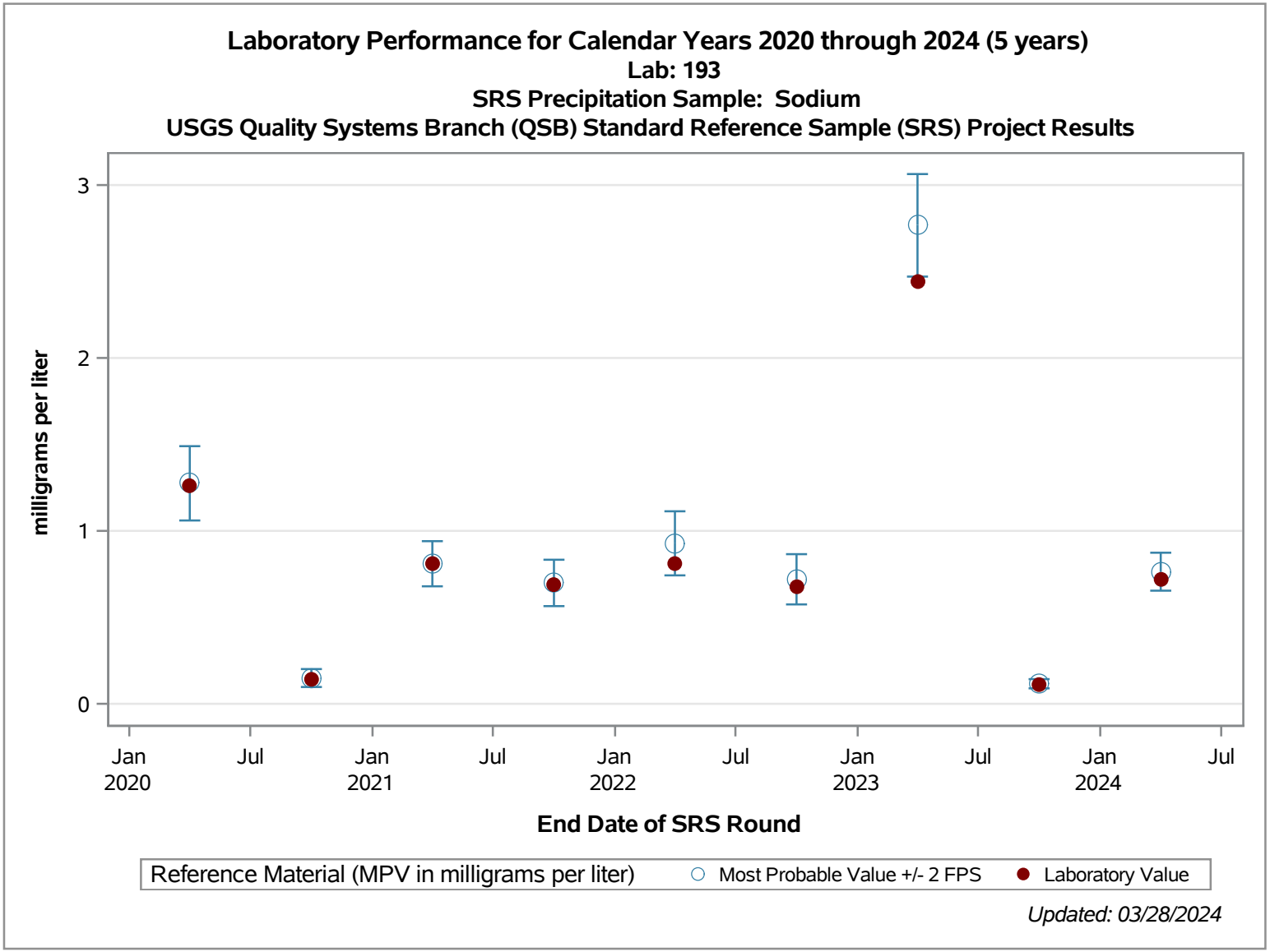
Laboratory Performance for Calendar Years 2020 through 2024 (5 years)
Lab: 193
SRS Precipitation Sample: Sodium
USGS Quality Systems Branch (QSB) Standard Reference Sample (SRS) Project Results
milligrams per liter
3
2
1
0
Jan 2020
Jul
Jan 2021
Jul
Jan 2022
Jul
Jan 2023
Jul
Jan 2024
Jul
End Date of SRS Round
Reference Material (MPV in milligrams per liter)
Most Probable Value +/- 2 FPS
Laboratory Value
Updated: 03/28/2024

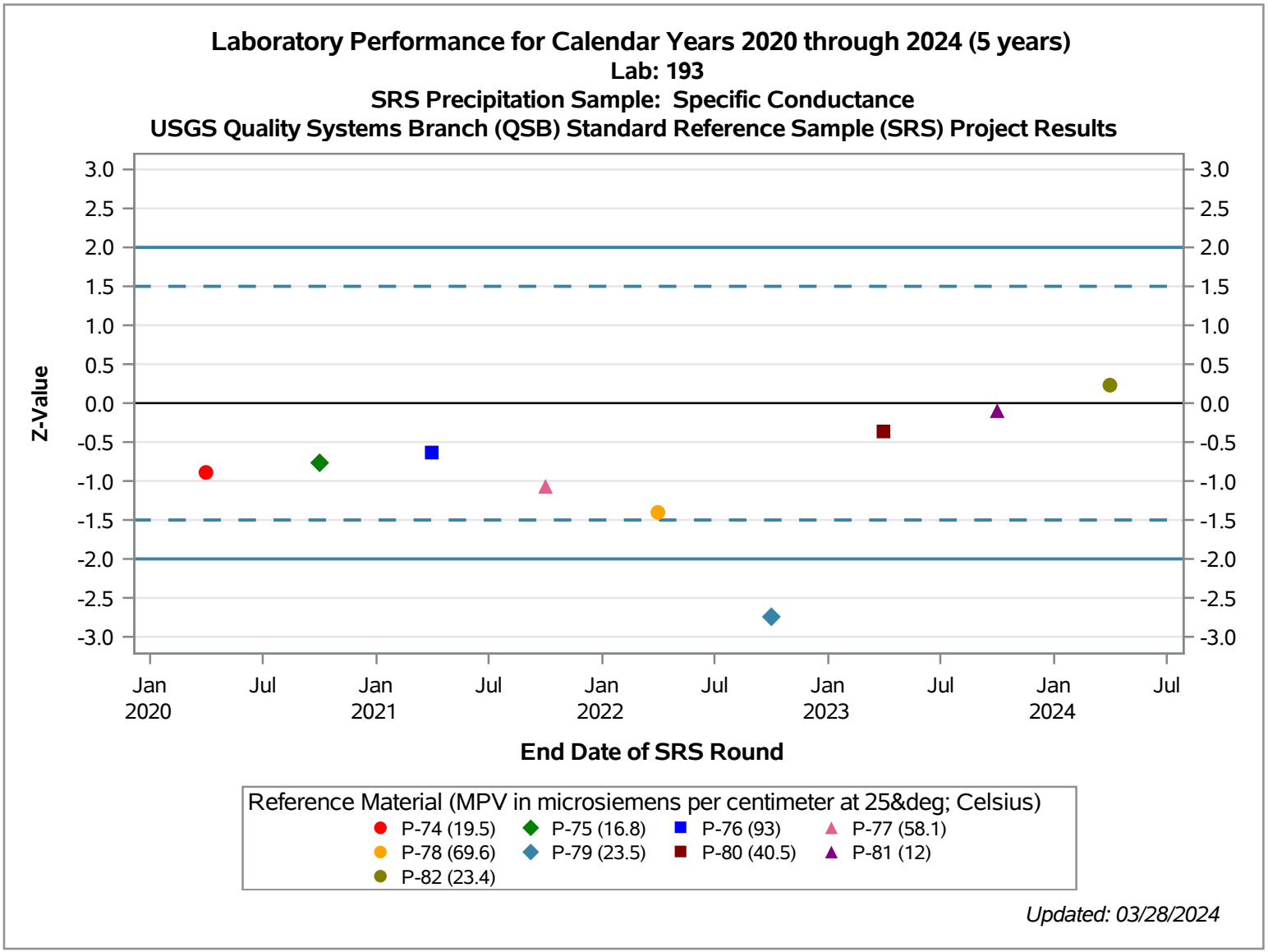
Laboratory Performance for Calendar Years 2020 through 2024 (5 years)
Lab: 193
SRS Precipitation Sample: Specific Conductance
USGS Quality Systems Branch (QSB) Standard Reference Sample (SRS) Project Results
Z-Value
3.0
2.5
2.0
1.5
1.0
0.5
0.0
-0.5
-1.0
-1.5
-2.0
-2.5
-3.0
Jan 2020
Jul
Jan 2021
Jul
Jan 2022
Jul
Jan 2023
Jul
Jan 2024
Jul
End Date of SRS Round
Reference Material (MPV in microsiemens per centimeter at 25° Celsius)
P-74 (19.5)
P-75 (16.8)
P-76 (93)
P-77 (58.1)
P-78 (69.6)
P-79 (23.5)
P-80 (40.5)
P-81 (12)
P-82 (23.4)
Updated: 03/28/2024

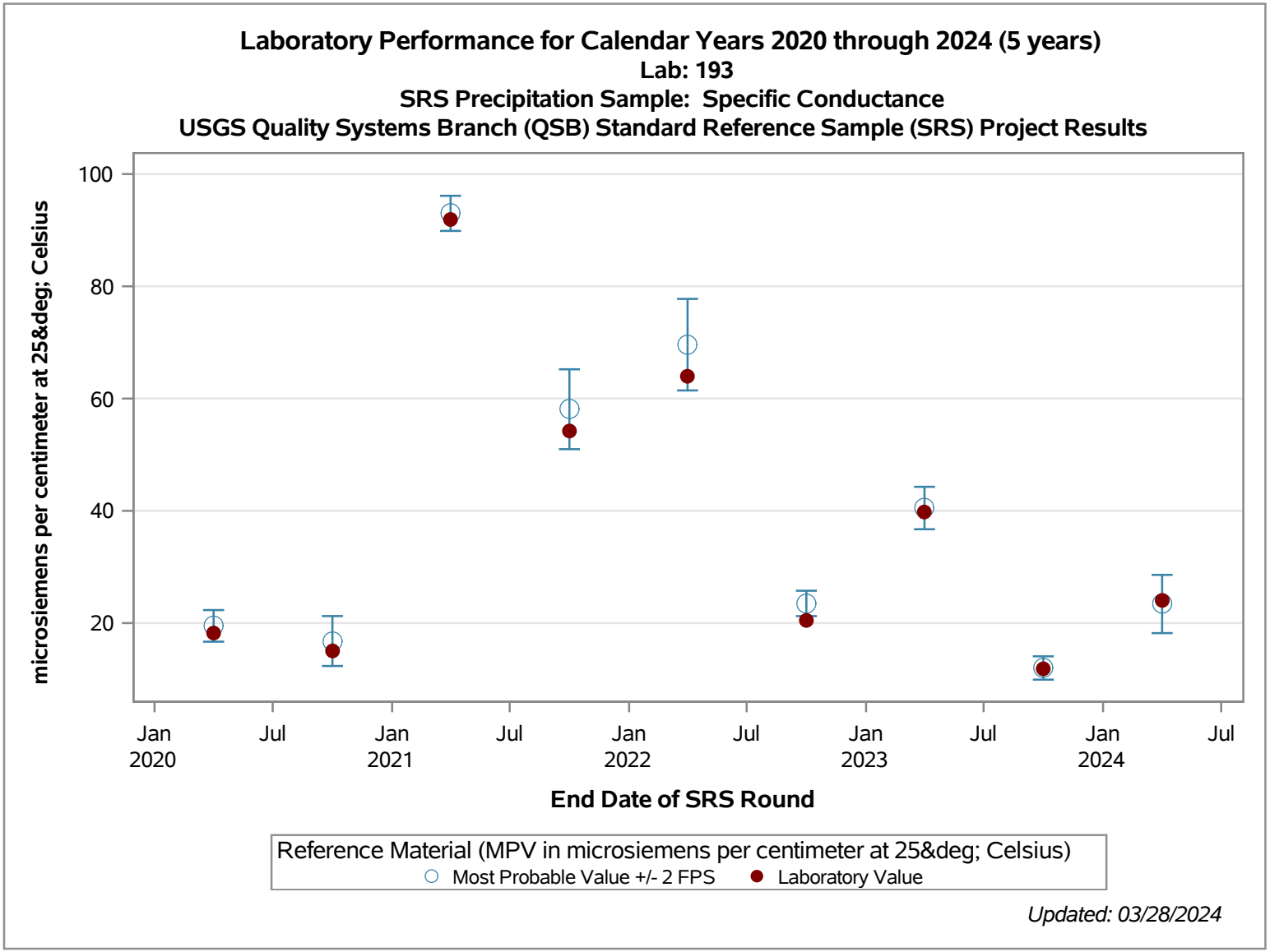
Laboratory Performance for Calendar Years 2020 through 2024 (5 years)
Lab: 193
SRS Precipitation Sample: Specific Conductance
USGS Quality Systems Branch (QSB) Standard Reference Sample (SRS) Project Results
microsiemens per centimeter at 25° Celsius
100
80
60
40
20
Jan 2020
Jul
Jan 2021
Jul
Jan 2022
Jul
Jan 2023
Jul
Jan 2024
Jul
End Date of SRS Round
Reference Material (MPV in microsiemens per centimeter at 25° Celsius)
Most Probable Value +/- 2 FPS
Laboratory Value
Updated: 03/28/2024

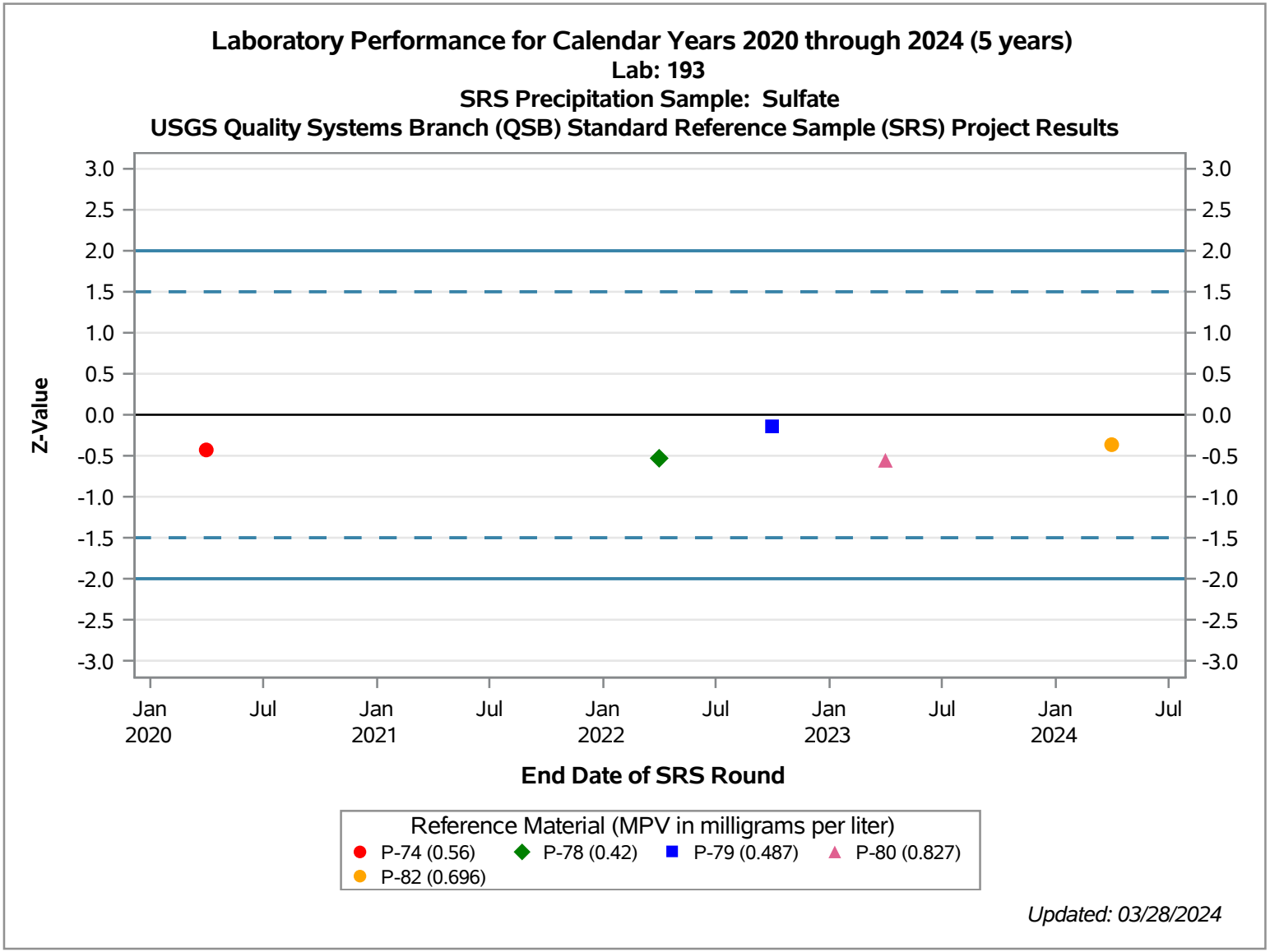
Laboratory Performance for Calendar Years 2020 through 2024 (5 years)
Lab: 193
SRS Precipitation Sample: Sulfate
USGS Quality Systems Branch (QSB) Standard Reference Sample (SRS) Project Results
Z-Value
3.0
2.5
2.0
1.5
1.0
0.5
0.0
-0.5
-1.0
-1.5
-2.0
-2.5
-3.0
Jan 2020
Jul
Jan 2021
Jul
Jan 2022
Jul
Jan 2023
Jul
Jan 2024
Jul
End Date of SRS Round
Reference Material (MPV in milligrams per liter)
P-74 (0.56)
P-78 (0.42)
P-79 (0.487)
P-80 (0.827)
P-82 (0.696)
Updated: 03/28/2024

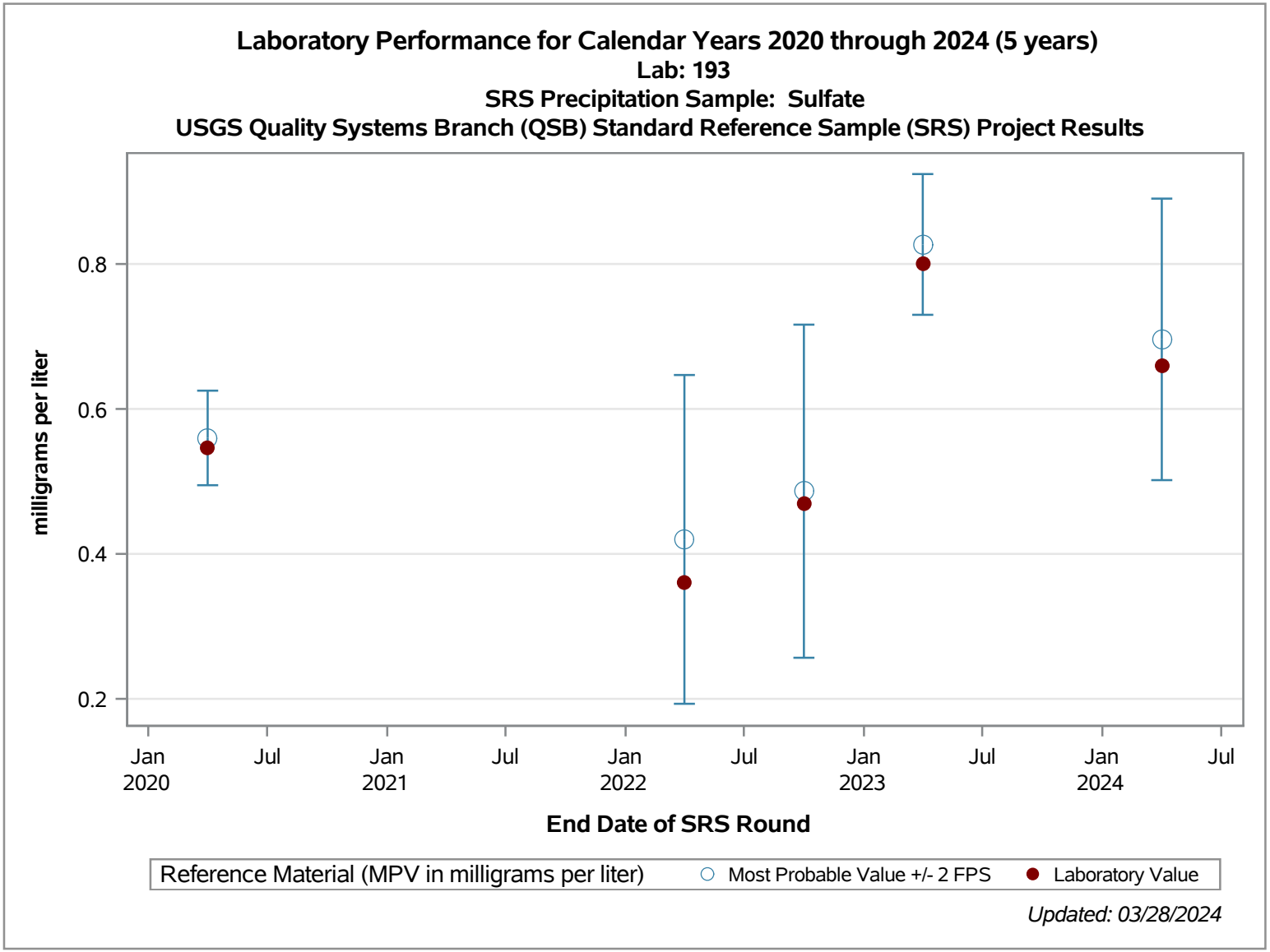
Laboratory Performance for Calendar Years 2020 through 2024 (5 years)
Lab: 193
SRS Precipitation Sample: Sulfate
USGS Quality Systems Branch (QSB) Standard Reference Sample (SRS) Project Results
milligrams per liter
0.8
0.6
0.4
0.2
Jan 2020
Jul
Jan 2021
Jul
Jan 2022
Jul
Jan 2023
Jul
Jan 2024
Jul
End Date of SRS Round
Reference Material (MPV in milligrams per liter)
Most Probable Value +/- 2 FPS
Laboratory Value
Updated: 03/28/2024

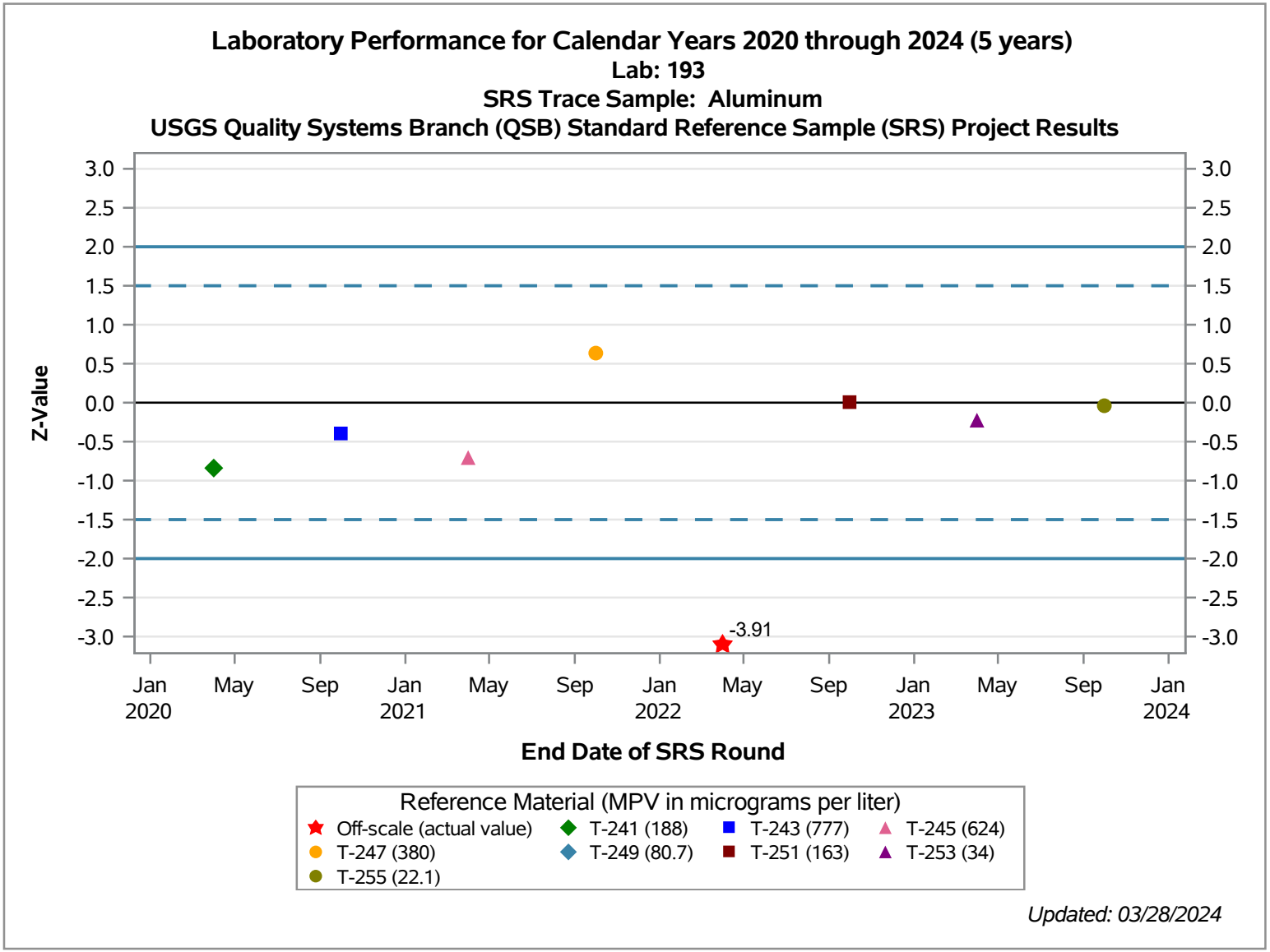
Laboratory Performance for Calendar Years 2020 through 2024 (5 years)
Lab: 193
SRS Trace Sample: Aluminum
USGS Quality Systems Branch (QSB) Standard Reference Sample (SRS) Project Results
Z-Value
3.0
2.5
2.0
1.5
1.0
0.5
0.0
-0.5
-1.0
-1.5
-2.0
-2.5
-3.0
-3.91
Jan 2020
May
Sep
Jan 2021
May
Sep
Jan 2022
May
Sep
Jan 2023
May
Sep
Jan 2024
End Date of SRS Round
Reference Material (MPV in micrograms per liter)
Off-scale (actual value)
T-241 (188)
T-243 (777)
T-245 (624)
T-247 (380)
T-249 (80.7)
T-251 (163)
T-253 (34)
T-255 (22.1)
Updated: 03/28/2024

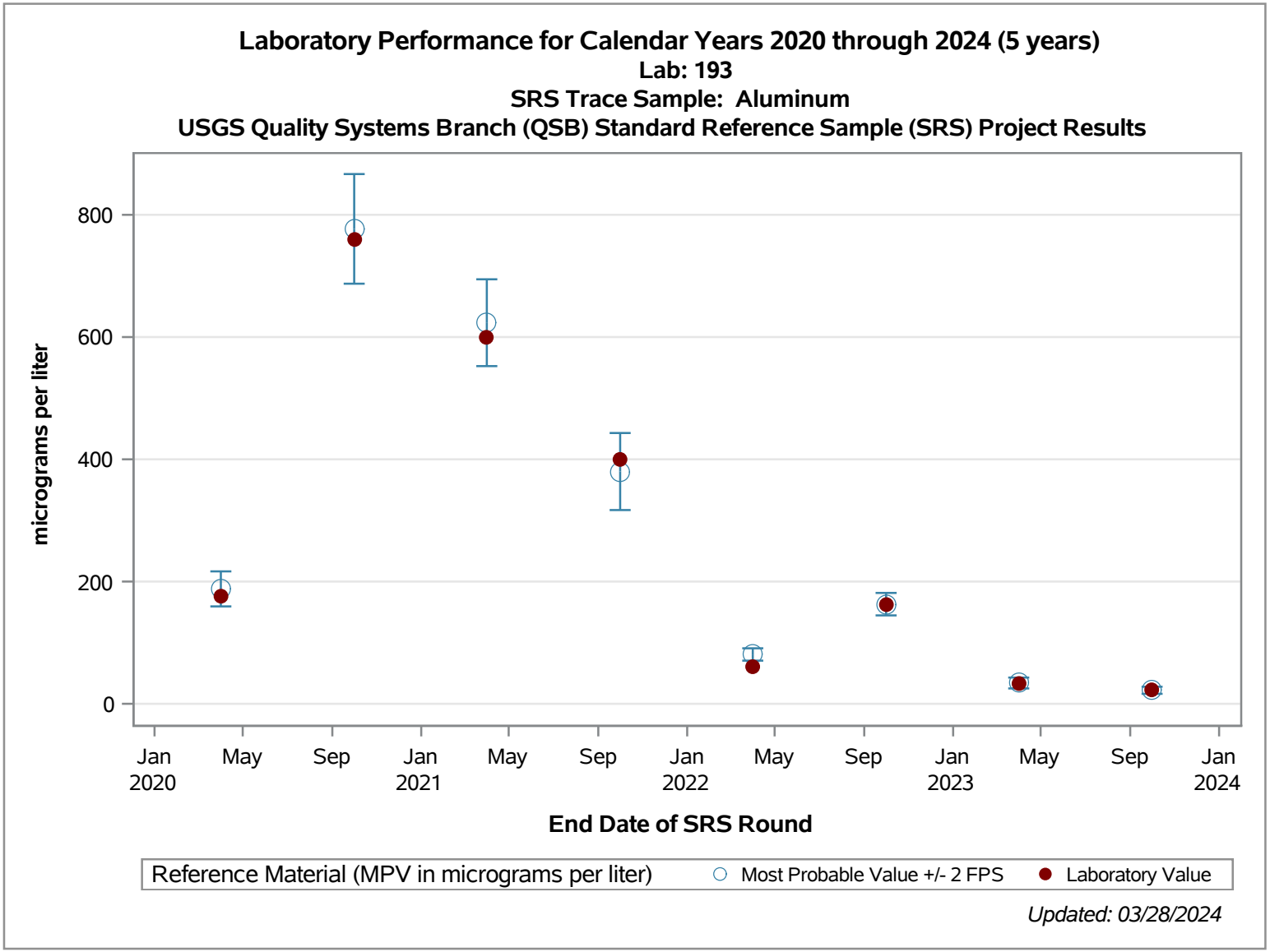
Laboratory Performance for Calendar Years 2020 through 2024 (5 years)
Lab: 193
SRS Trace Sample: Aluminum
USGS Quality Systems Branch (QSB) Standard Reference Sample (SRS) Project Results
micrograms per liter
800
600
400
200
0
Jan 2020
May
Sep
Jan 2021
May
Sep
Jan 2022
May
Sep
Jan 2023
May
Sep
Jan 2024
End Date of SRS Round
Reference Material (MPV in micrograms per liter)
Most Probable Value +/- 2 FPS
Laboratory Value
Updated: 03/28/2024

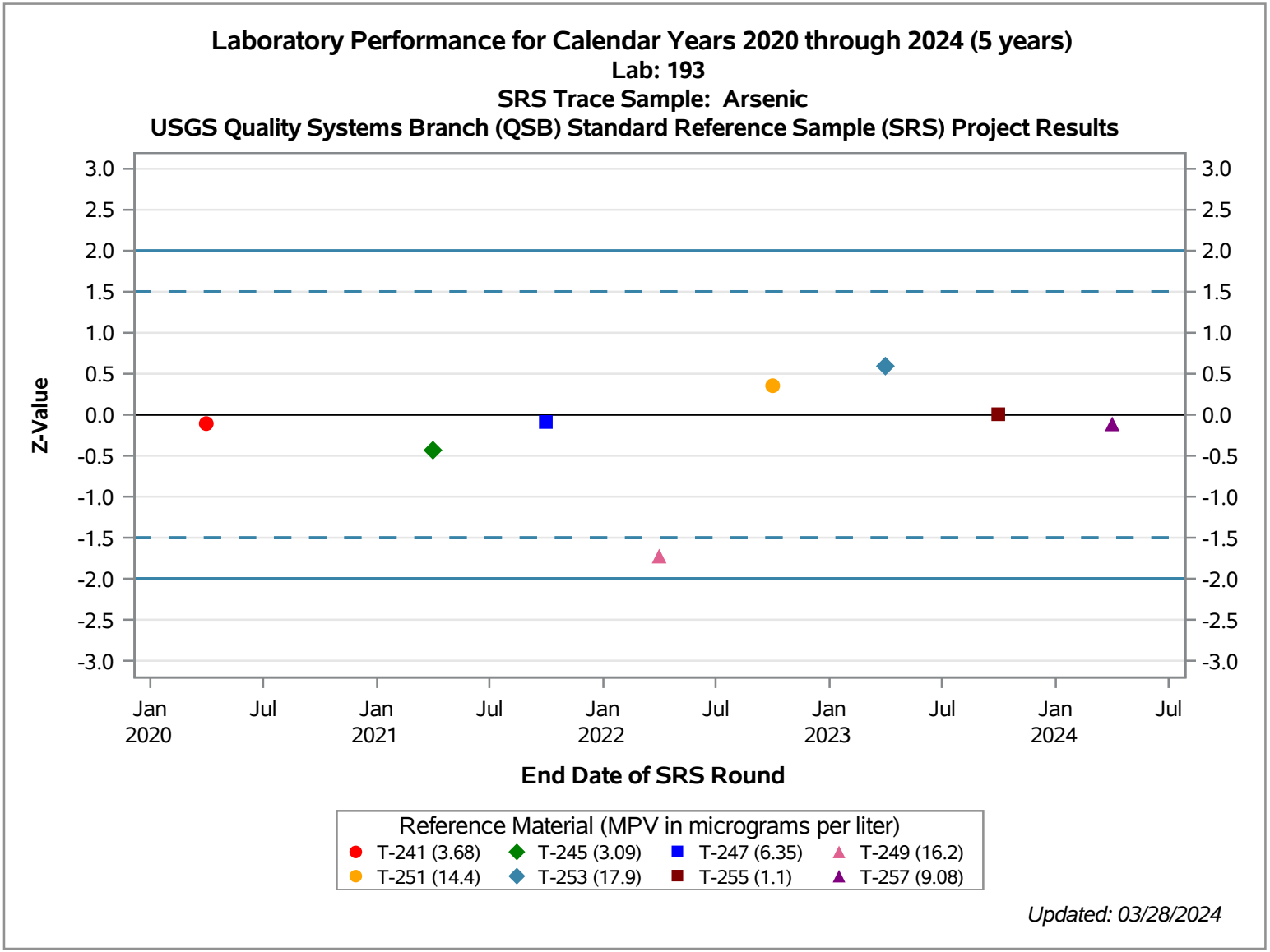
Laboratory Performance for Calendar Years 2020 through 2024 (5 years)
Lab: 193
SRS Trace Sample: Arsenic
USGS Quality Systems Branch (QSB) Standard Reference Sample (SRS) Project Results
Z-Value
3.0
2.5
2.0
1.5
1.0
0.5
0.0
-0.5
-1.0
-1.5
-2.0
-2.5
-3.0
Jan 2020
Jul
Jan 2021
Jul
Jan 2022
Jul
Jan 2023
Jul
Jan 2024
Jul
End Date of SRS Round
Reference Material (MPV in micrograms per liter)
T-241 (3.68)
T-245 (3.09)
T-247 (6.35)
T-249 (16.2)
T-251 (14.4)
T-253 (17.9)
T-255 (1.1)
T-257 (9.08)
Updated: 03/28/2024

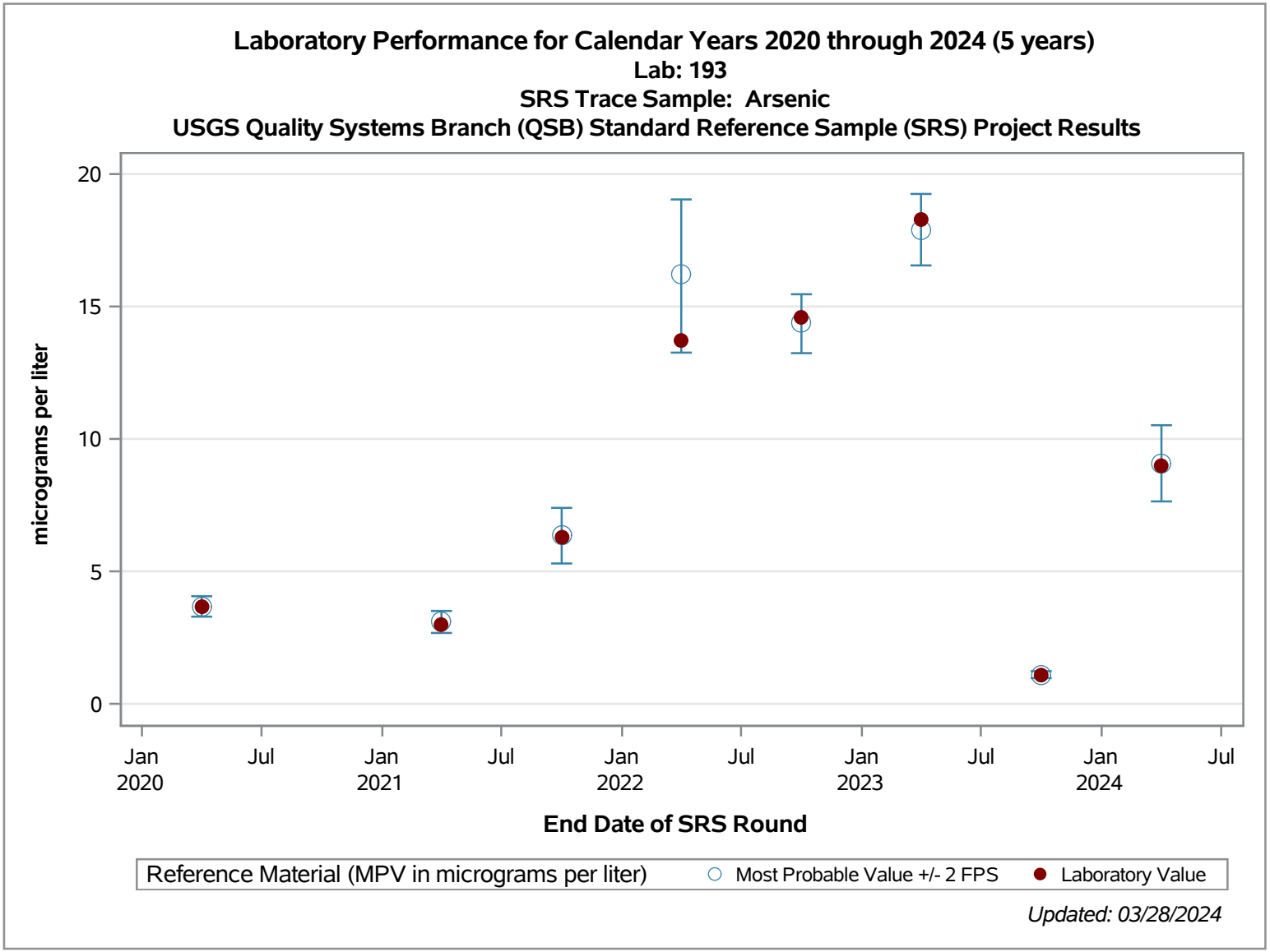
Laboratory Performance for Calendar Years 2020 through 2024 (5 years)
Lab: 193
SRS Trace Sample: Arsenic
USGS Quality Systems Branch (QSB) Standard Reference Sample (SRS) Project Results
micrograms per liter
20
15
10
5
0
Jan 2020
Jul
Jan 2021
Jul
Jan 2022
Jul
Jan 2023
Jul
Jan 2024
Jul
End Date of SRS Round
Reference Material (MPV in micrograms per liter)
Most Probable Value +/- 2 FPS
Laboratory Value
Updated: 03/28/2024

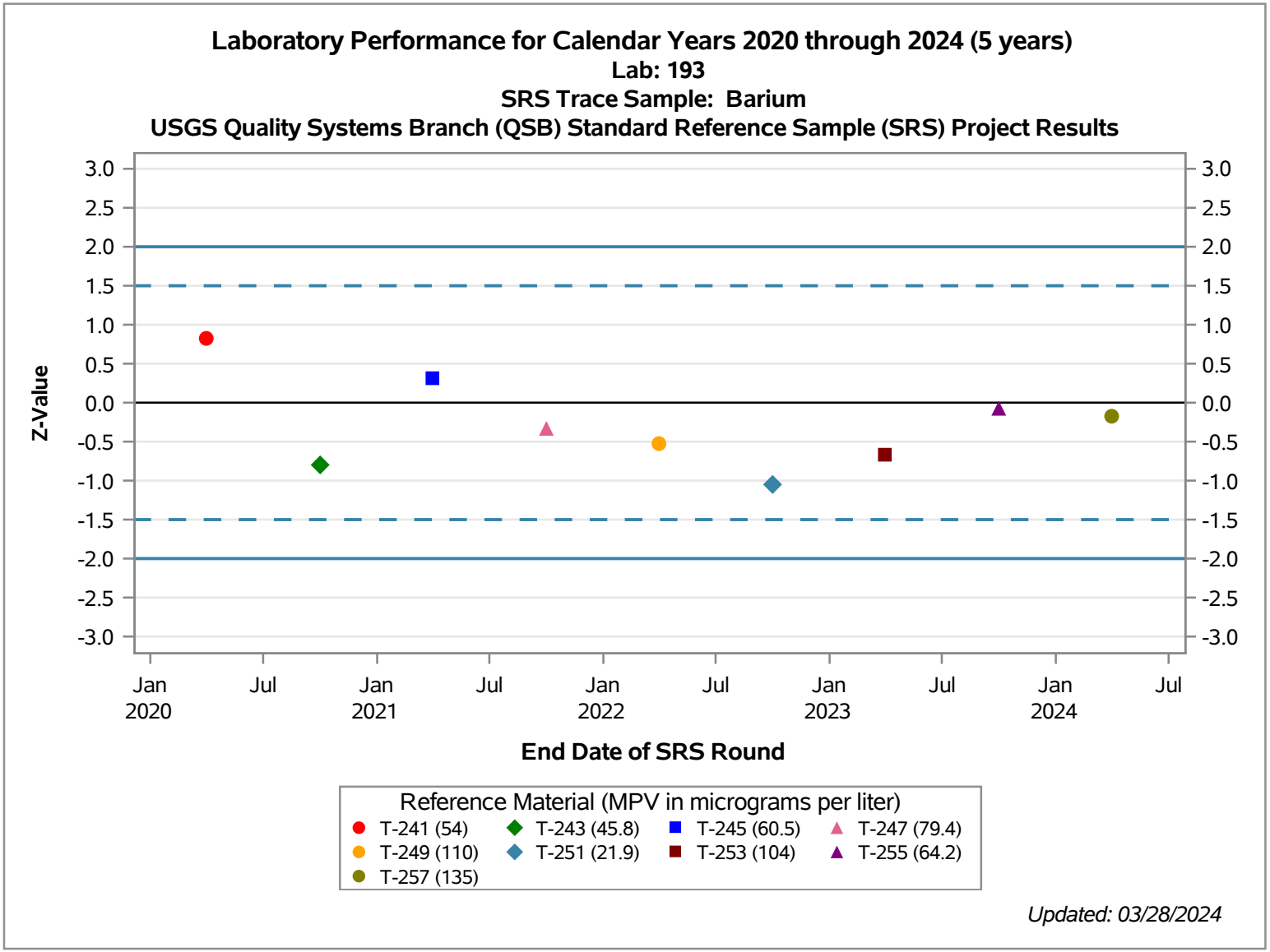
Laboratory Performance for Calendar Years 2020 through 2024 (5 years)
Lab: 193
SRS Trace Sample: Barium
USGS Quality Systems Branch (QSB) Standard Reference Sample (SRS) Project Results
Z-Value
3.0
2.5
2.0
1.5
1.0
0.5
0.0
-0.5
-1.0
-1.5
-2.0
-2.5
-3.0
Jan 2020
Jul
Jan 2021
Jul
Jan 2022
Jul
Jan 2023
Jul
Jan 2024
Jul
End Date of SRS Round
Reference Material (MPV in micrograms per liter)
T-241 (54)
T-243 (45.8)
T-245 (60.5)
T-247 (79.4)
T-249 (110)
T-251 (21.9)
T-253 (104)
T-255 (64.2)
T-257 (135)
Updated: 03/28/2024

**Laboratory Performance for Calendar Years 2020 through 2024 (5 years)**
**Lab: 193**
**SRS Trace Sample: Barium**
**USGS Quality Systems Branch (QSB) Standard Reference Sample (SRS) Project Results**

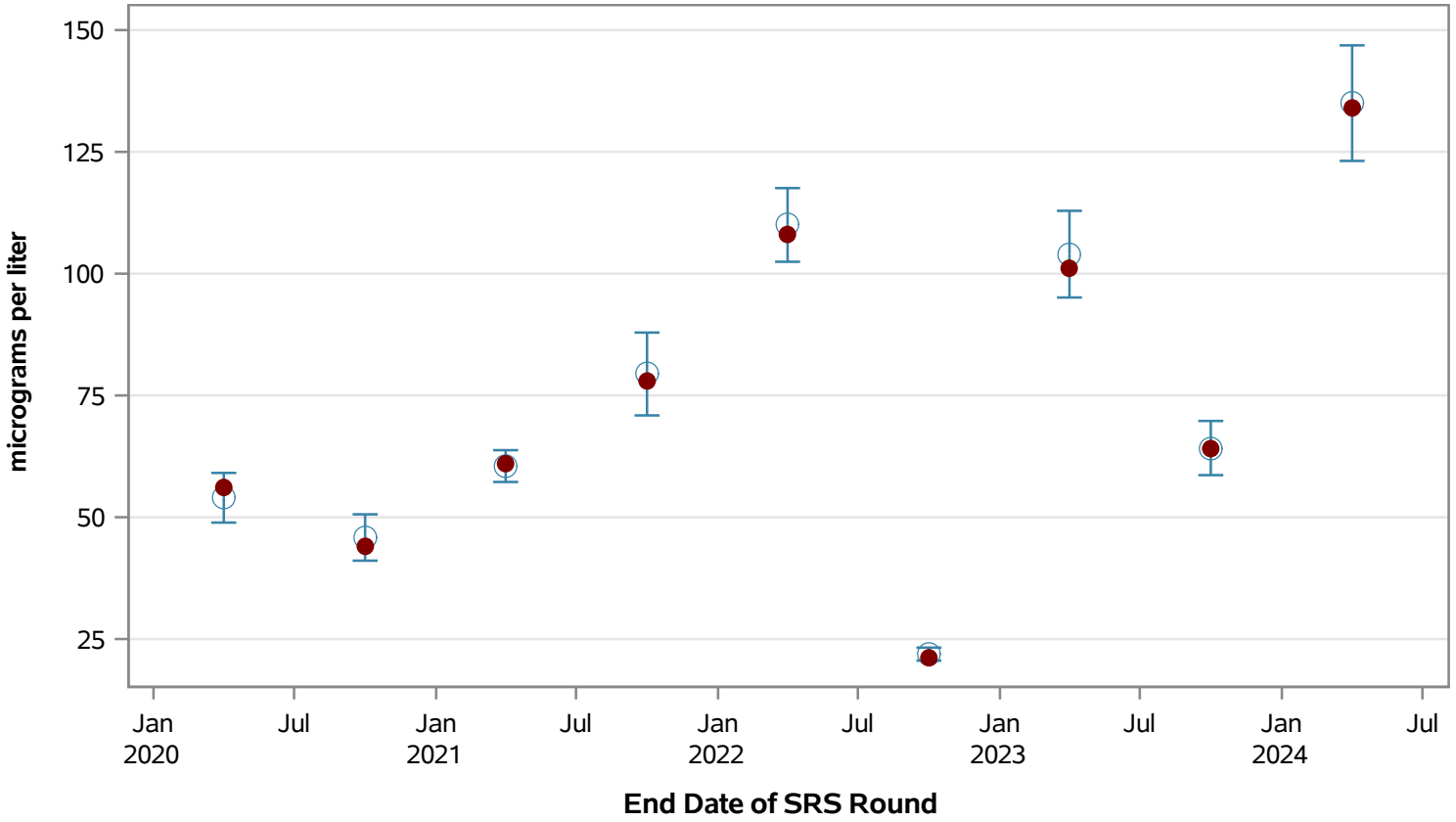


*Updated: 03/28/2024*

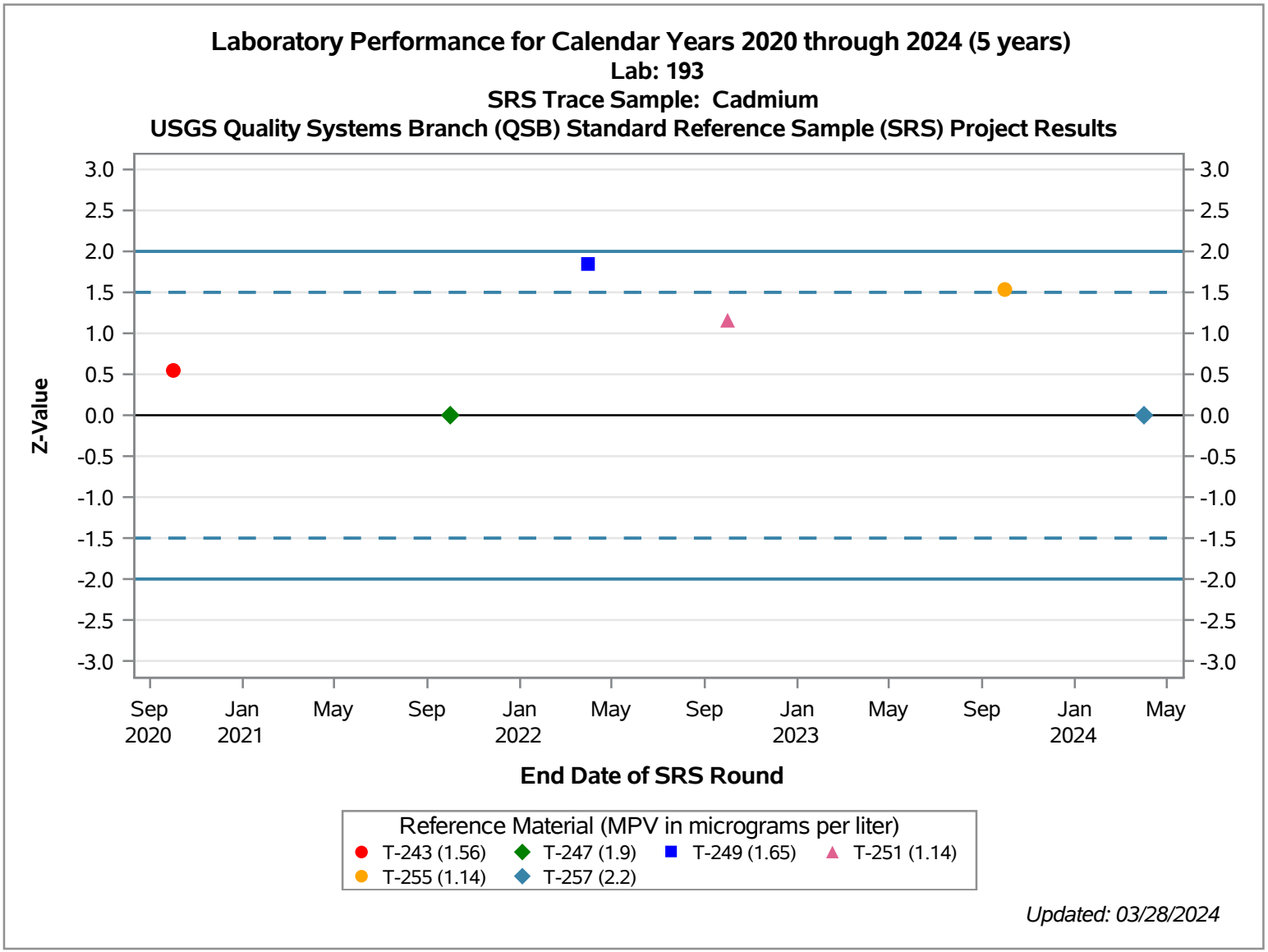
Laboratory Performance for Calendar Years 2020 through 2024 (5 years)
Lab: 193
SRS Trace Sample: Cadmium
USGS Quality Systems Branch (QSB) Standard Reference Sample (SRS) Project Results
Z-Value
3.0
2.5
2.0
1.5
1.0
0.5
0.0
-0.5
-1.0
-1.5
-2.0
-2.5
-3.0
Sep 2020
Jan 2021
May
Sep
Jan 2022
May
Sep
Jan 2023
May
Sep
Jan 2024
May
End Date of SRS Round
Reference Material (MPV in micrograms per liter)
T-243 (1.56)
T-247 (1.9)
T-249 (1.65)
T-251 (1.14)
T-255 (1.14)
T-257 (2.2)
Updated: 03/28/2024

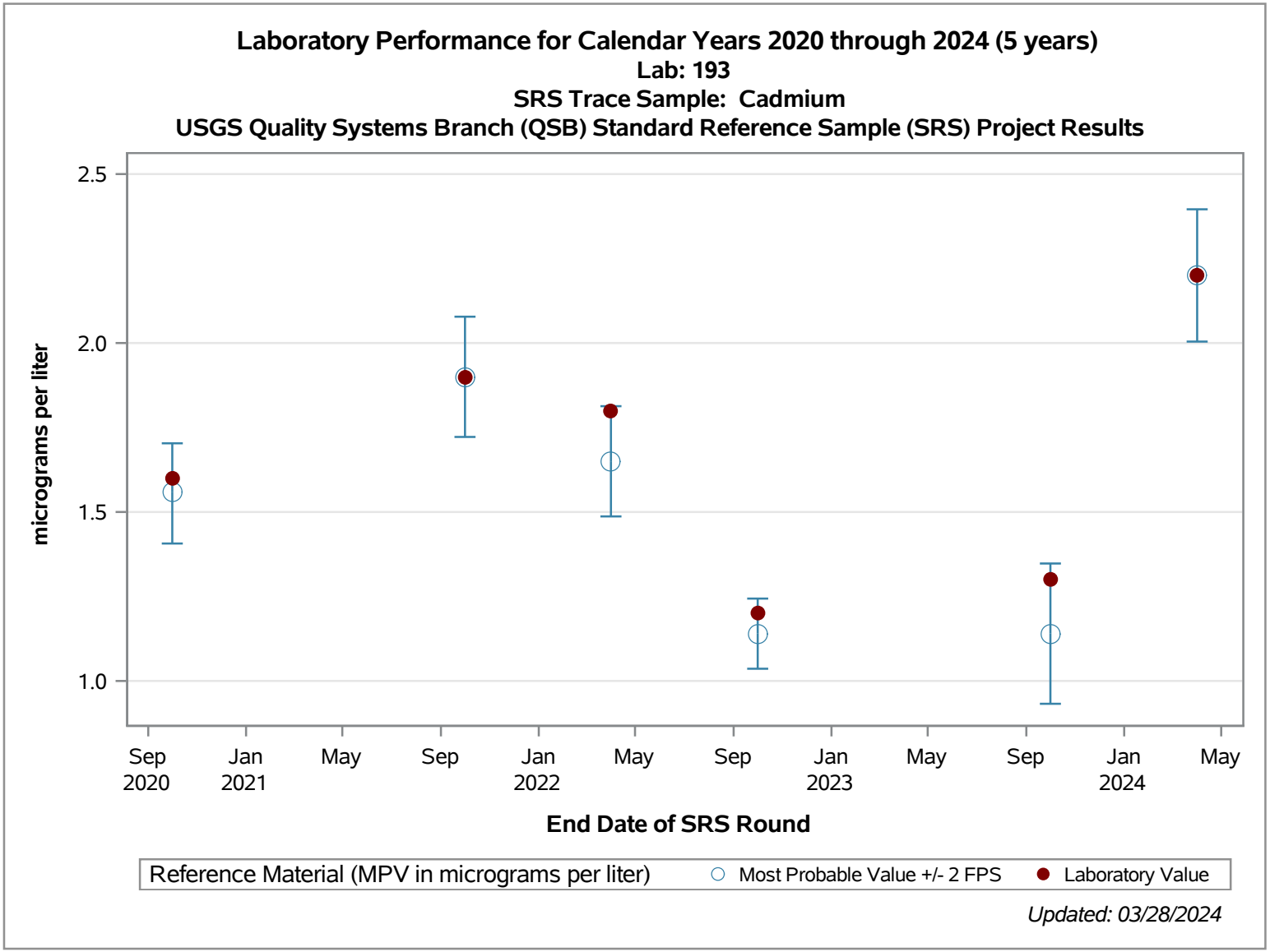
Laboratory Performance for Calendar Years 2020 through 2024 (5 years)
Lab: 193
SRS Trace Sample: Cadmium
USGS Quality Systems Branch (QSB) Standard Reference Sample (SRS) Project Results
micrograms per liter
2.5
2.0
1.5
1.0
Sep 2020
Jan 2021
May
Sep
Jan 2022
May
Sep
Jan 2023
May
Sep
Jan 2024
May
End Date of SRS Round
Reference Material (MPV in micrograms per liter)
Most Probable Value +/- 2 FPS
Laboratory Value
Updated: 03/28/2024

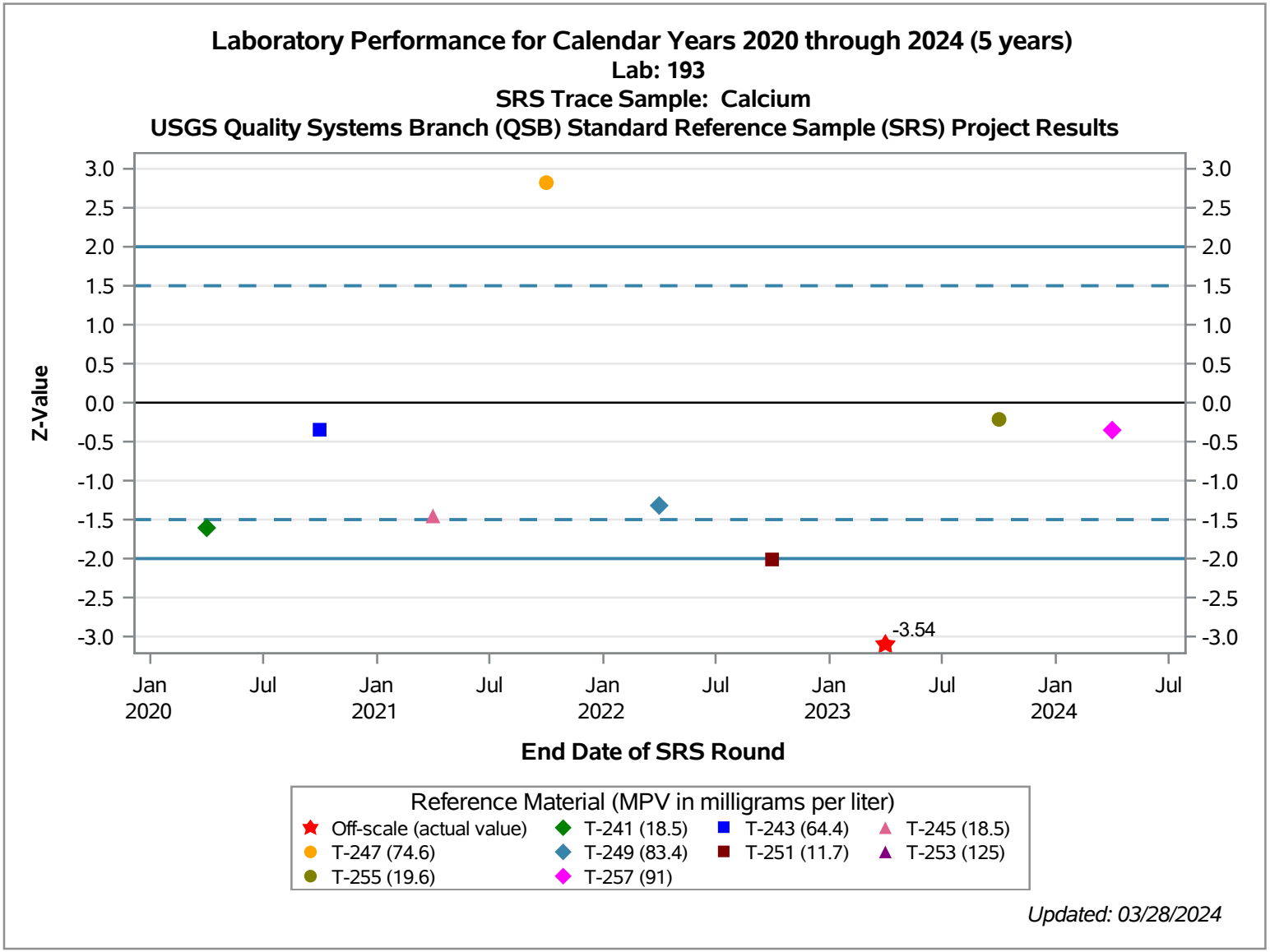
Laboratory Performance for Calendar Years 2020 through 2024 (5 years)
Lab: 193
SRS Trace Sample: Calcium
USGS Quality Systems Branch (QSB) Standard Reference Sample (SRS) Project Results
Z-Value
3.0
2.5
2.0
1.5
1.0
0.5
0.0
-0.5
-1.0
-1.5
-2.0
-2.5
-3.0
-3.54
Jan 2020
Jul
Jan 2021
Jul
Jan 2022
Jul
Jan 2023
Jul
Jan 2024
Jul
End Date of SRS Round
Reference Material (MPV in milligrams per liter)
Off-scale (actual value)
T-241 (18.5)
T-243 (64.4)
T-245 (18.5)
T-247 (74.6)
T-249 (83.4)
T-251 (11.7)
T-253 (125)
T-255 (19.6)
T-257 (91)
Updated: 03/28/2024

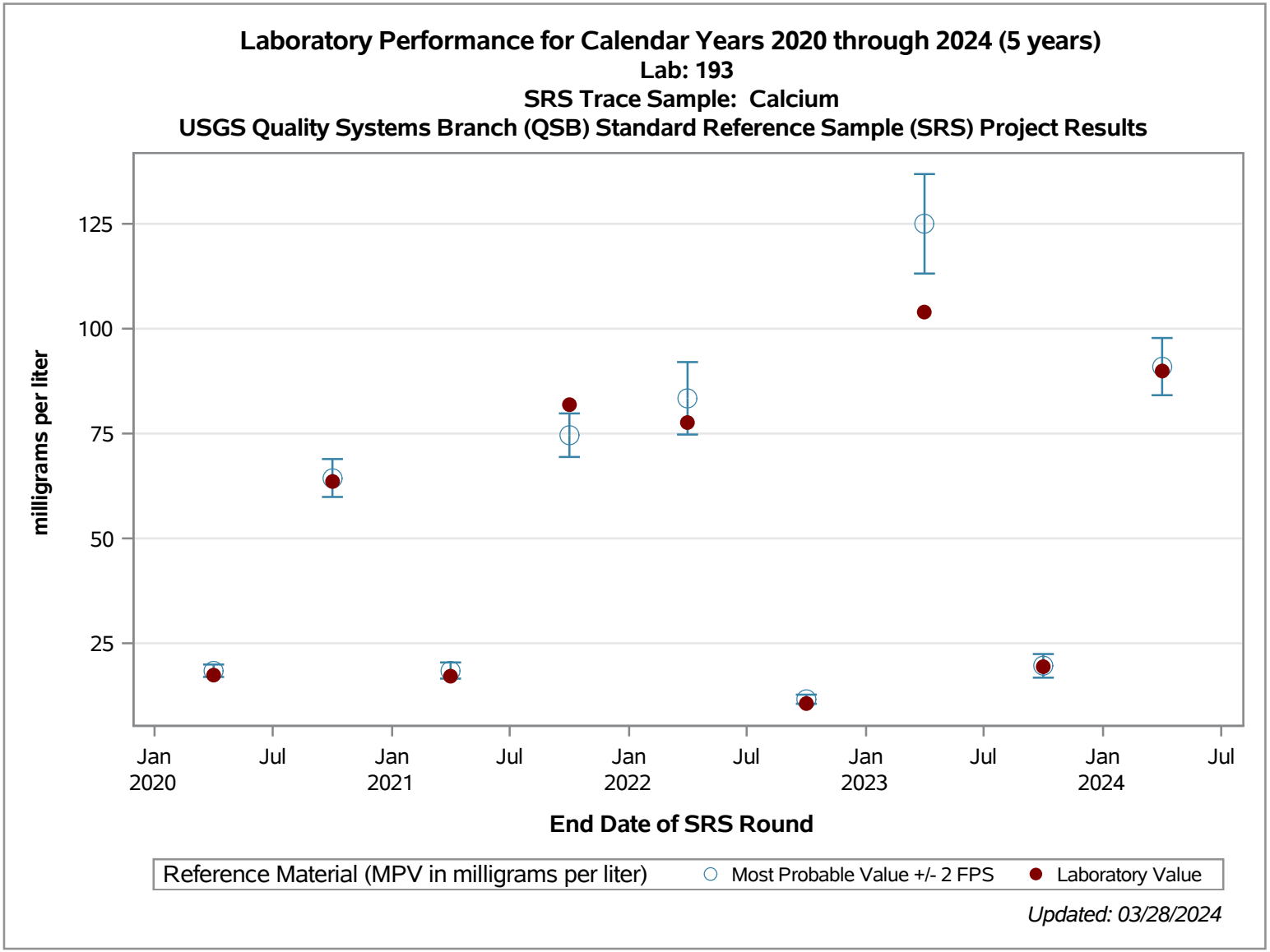
Laboratory Performance for Calendar Years 2020 through 2024 (5 years)
Lab: 193
SRS Trace Sample: Calcium
USGS Quality Systems Branch (QSB) Standard Reference Sample (SRS) Project Results
milligrams per liter
125
100
75
50
25
Jan 2020
Jul
Jan 2021
Jul
Jan 2022
Jul
Jan 2023
Jul
Jan 2024
Jul
End Date of SRS Round
Reference Material (MPV in milligrams per liter)
Most Probable Value +/- 2 FPS
Laboratory Value
Updated: 03/28/2024

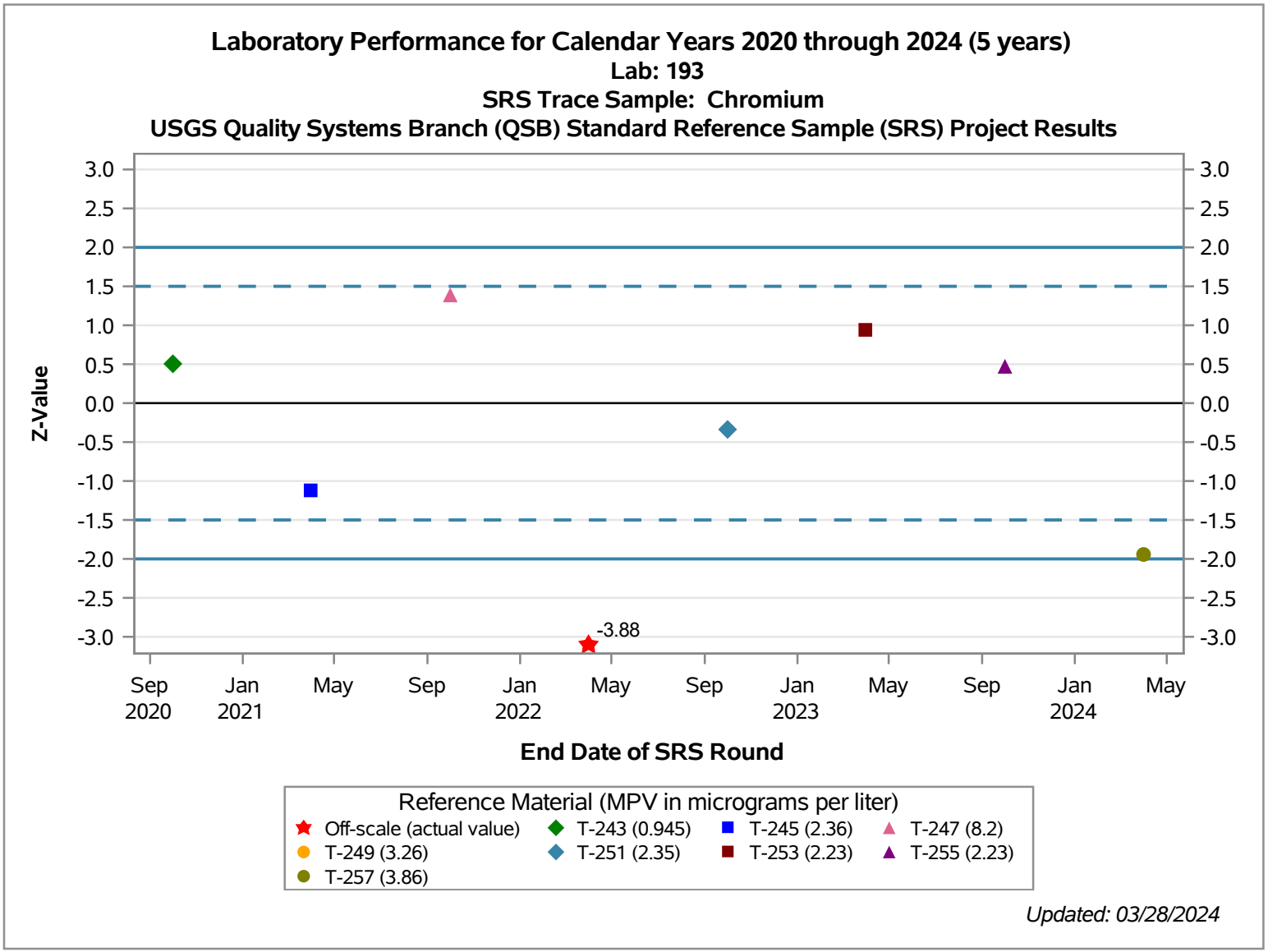
Laboratory Performance for Calendar Years 2020 through 2024 (5 years)
Lab: 193
SRS Trace Sample: Chromium
USGS Quality Systems Branch (QSB) Standard Reference Sample (SRS) Project Results
Z-Value
3.0
2.5
2.0
1.5
1.0
0.5
0.0
-0.5
-1.0
-1.5
-2.0
-2.5
-3.0
-3.88
Sep 2020
Jan 2021
May
Sep
Jan 2022
May
Sep
Jan 2023
May
Sep
Jan 2024
May
End Date of SRS Round
Reference Material (MPV in micrograms per liter)
Off-scale (actual value)
T-243 (0.945)
T-245 (2.36)
T-247 (8.2)
T-249 (3.26)
T-251 (2.35)
T-253 (2.23)
T-255 (2.23)
T-257 (3.86)
Updated: 03/28/2024

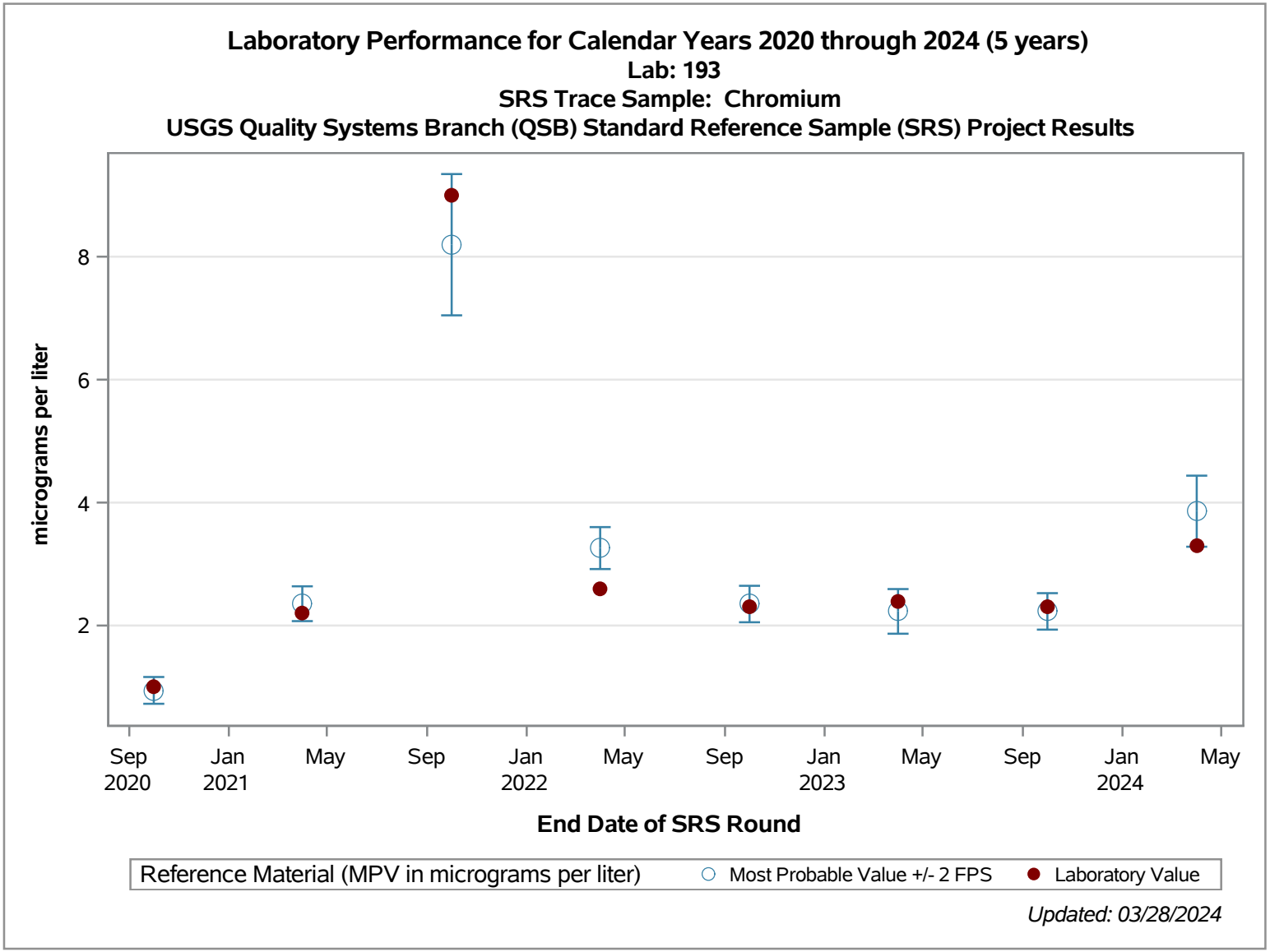
Laboratory Performance for Calendar Years 2020 through 2024 (5 years)
Lab: 193
SRS Trace Sample: Chromium
USGS Quality Systems Branch (QSB) Standard Reference Sample (SRS) Project Results
micrograms per liter
8
6
4
2
Sep 2020
Jan 2021
May
Sep
Jan 2022
May
Sep
Jan 2023
May
Sep
Jan 2024
May
End Date of SRS Round
Reference Material (MPV in micrograms per liter)
Most Probable Value +/- 2 FPS
Laboratory Value
Updated: 03/28/2024

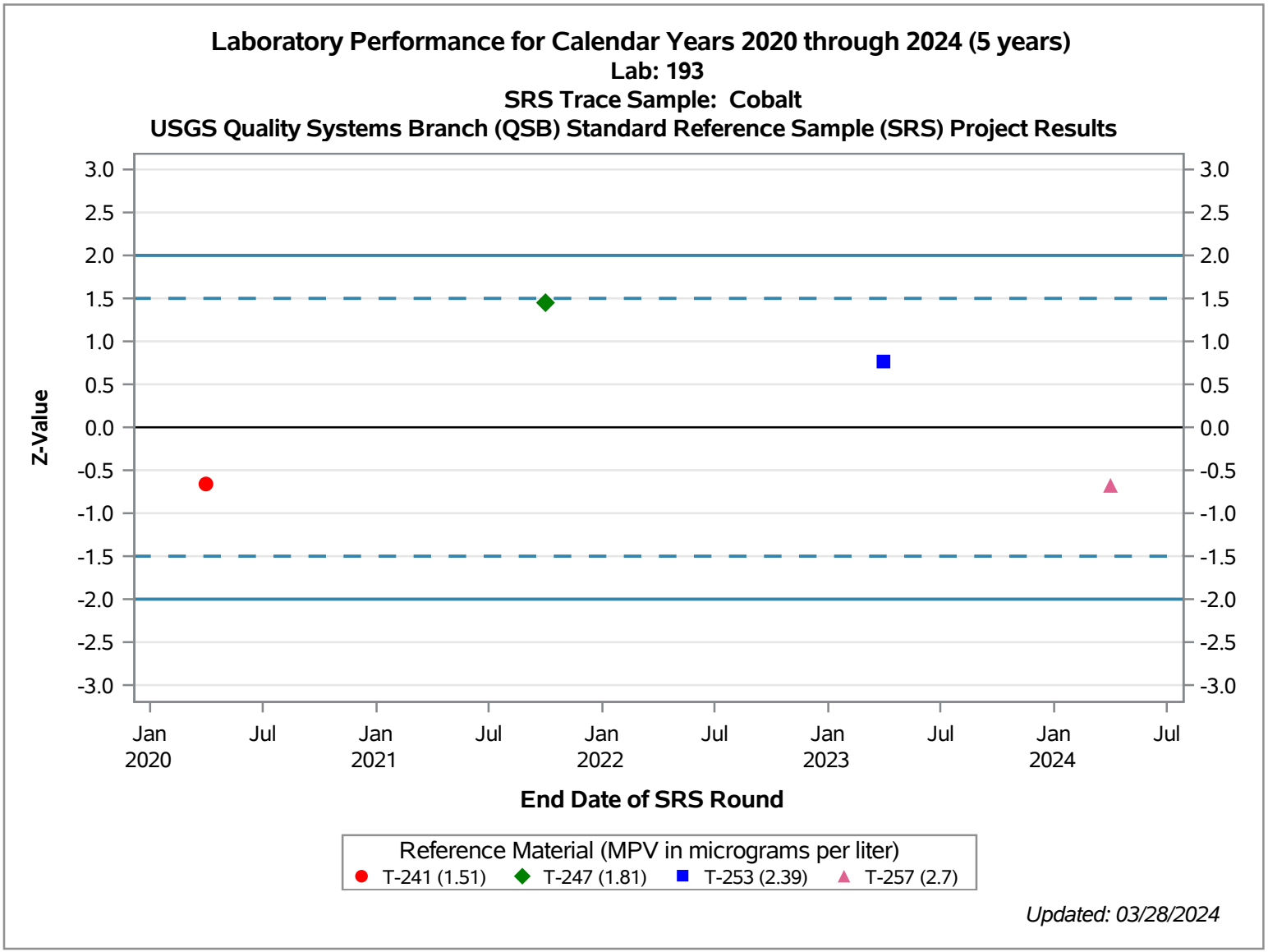
Laboratory Performance for Calendar Years 2020 through 2024 (5 years)
Lab: 193
SRS Trace Sample: Cobalt
USGS Quality Systems Branch (QSB) Standard Reference Sample (SRS) Project Results
Z-Value
3.0
2.5
2.0
1.5
1.0
0.5
0.0
-0.5
-1.0
-1.5
-2.0
-2.5
-3.0
Jan 2020
Jul
Jan 2021
Jul
Jan 2022
Jul
Jan 2023
Jul
Jan 2024
Jul
End Date of SRS Round
Reference Material (MPV in micrograms per liter)
T-241 (1.51)
T-247 (1.81)
T-253 (2.39)
T-257 (2.7)
Updated: 03/28/2024

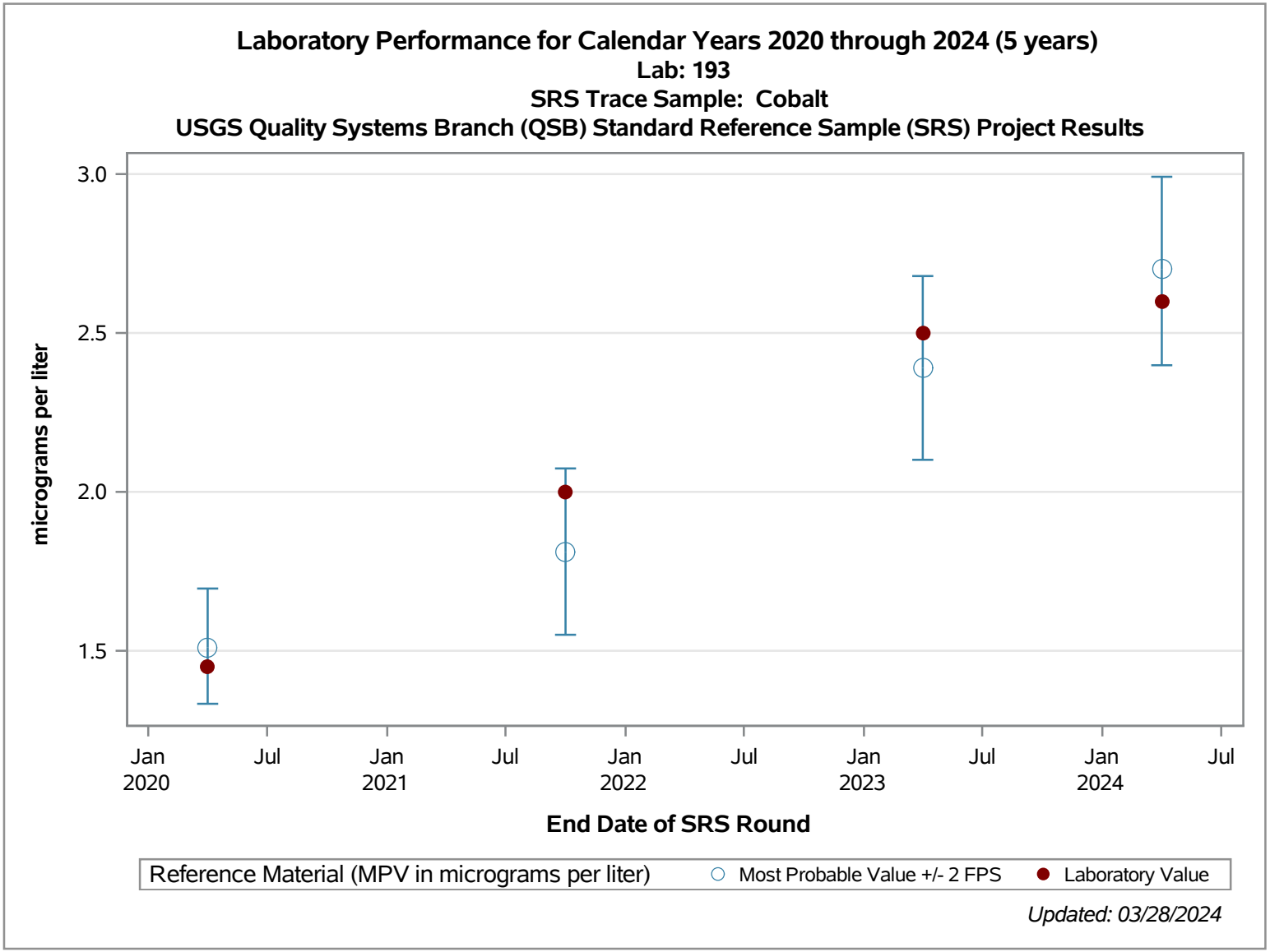
Laboratory Performance for Calendar Years 2020 through 2024 (5 years)
Lab: 193
SRS Trace Sample: Cobalt
USGS Quality Systems Branch (QSB) Standard Reference Sample (SRS) Project Results
micrograms per liter
3.0
2.5
2.0
1.5
Jan 2020
Jul
Jan 2021
Jul
Jan 2022
Jul
Jan 2023
Jul
Jan 2024
Jul
End Date of SRS Round
Reference Material (MPV in micrograms per liter)
Most Probable Value +/- 2 FPS
Laboratory Value
Updated: 03/28/2024

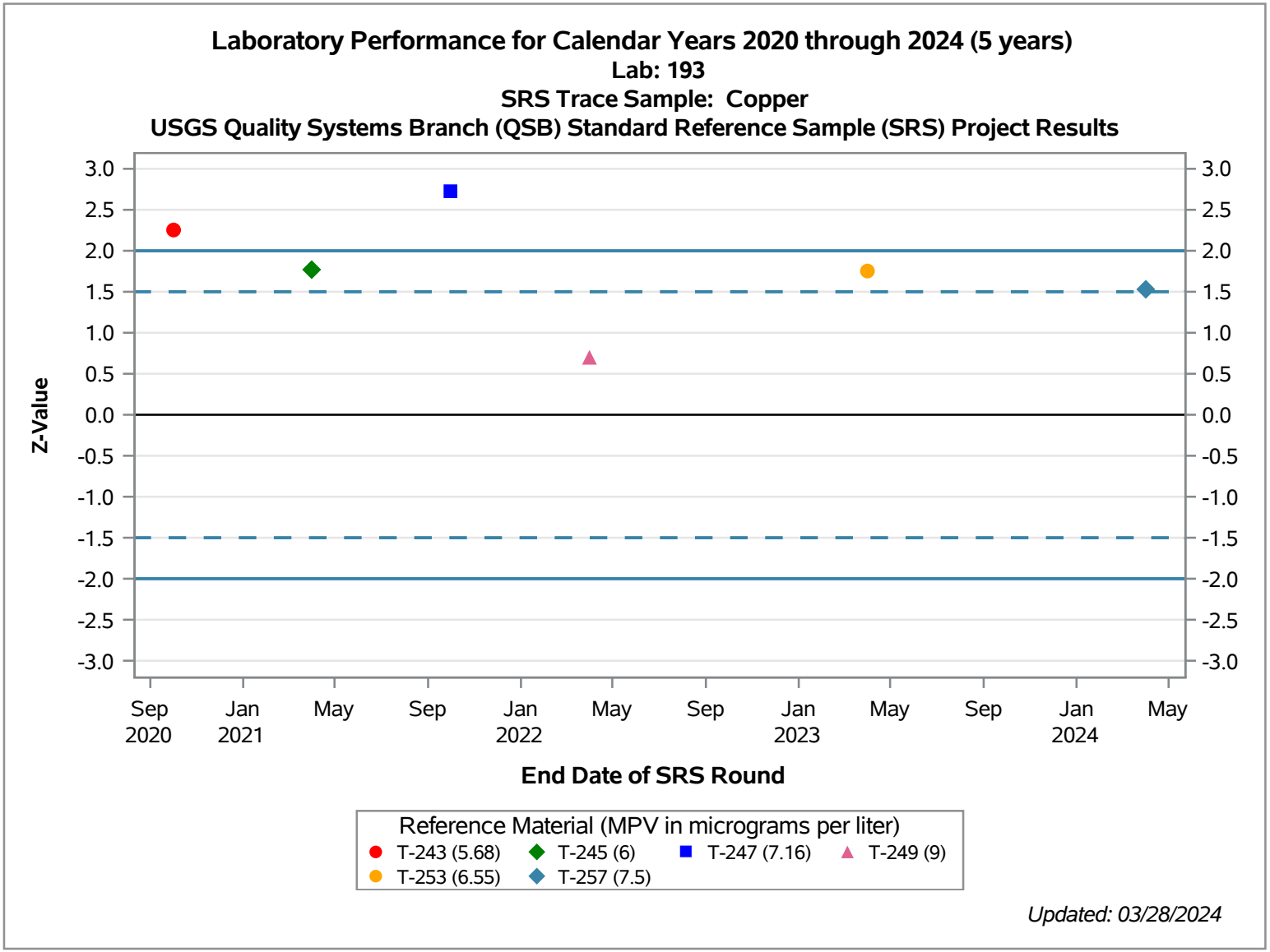
Laboratory Performance for Calendar Years 2020 through 2024 (5 years)
Lab: 193
SRS Trace Sample: Copper
USGS Quality Systems Branch (QSB) Standard Reference Sample (SRS) Project Results
Z-Value
3.0
2.5
2.0
1.5
1.0
0.5
0.0
-0.5
-1.0
-1.5
-2.0
-2.5
-3.0
Sep 2020
Jan 2021
May
Sep
Jan 2022
May
Sep
Jan 2023
May
Sep
Jan 2024
May
End Date of SRS Round
Reference Material (MPV in micrograms per liter)
T-243 (5.68)
T-245 (6)
T-247 (7.16)
T-249 (9)
T-253 (6.55)
T-257 (7.5)
Updated: 03/28/2024

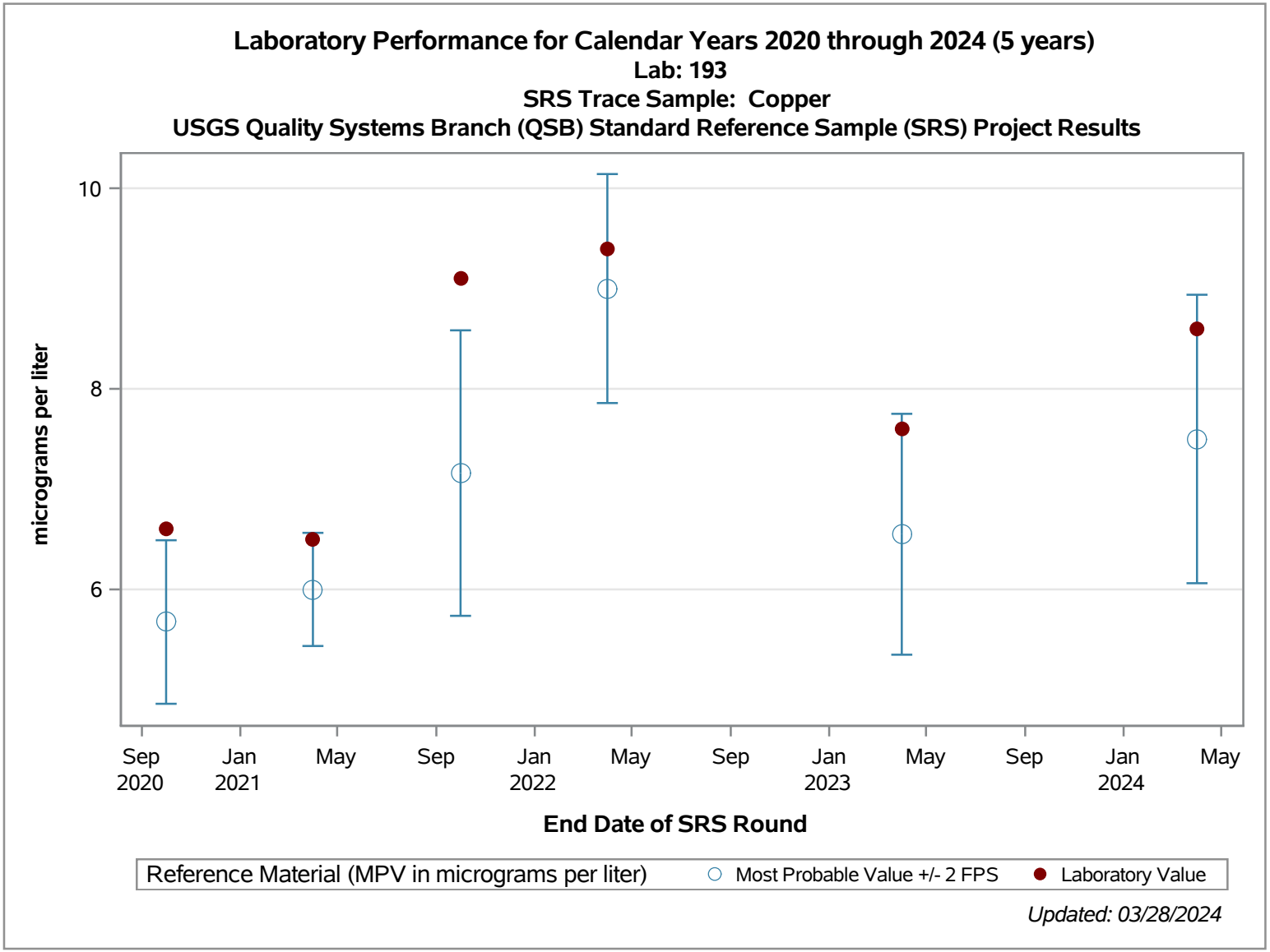
Laboratory Performance for Calendar Years 2020 through 2024 (5 years)
Lab: 193
SRS Trace Sample: Copper
USGS Quality Systems Branch (QSB) Standard Reference Sample (SRS) Project Results
micrograms per liter
10
8
6
Sep 2020
Jan 2021
May
Sep
Jan 2022
May
Sep
Jan 2023
May
Sep
Jan 2024
May
End Date of SRS Round
Reference Material (MPV in micrograms per liter)
Most Probable Value +/- 2 FPS
Laboratory Value
Updated: 03/28/2024

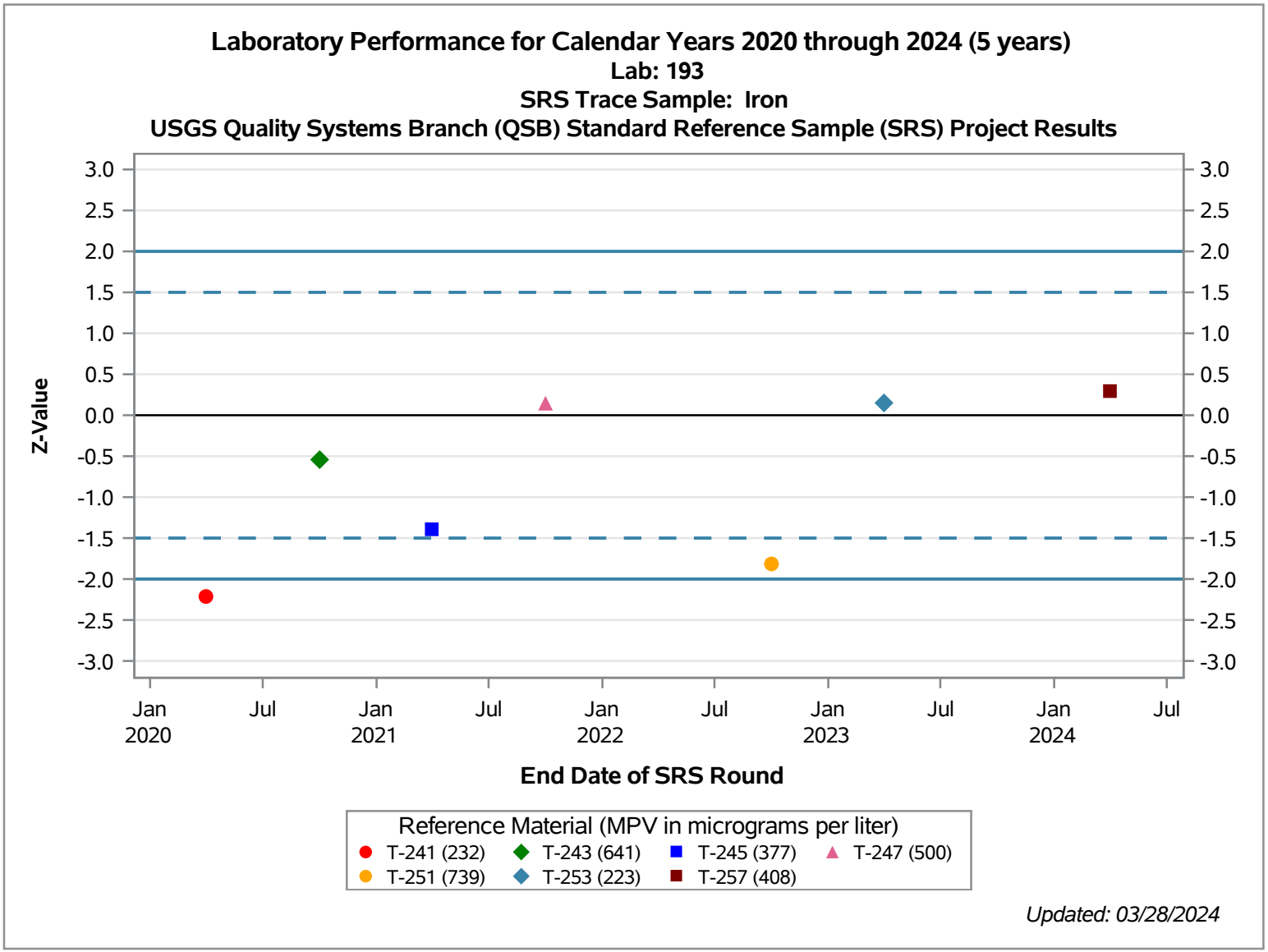
Laboratory Performance for Calendar Years 2020 through 2024 (5 years)
Lab: 193
SRS Trace Sample: Iron
USGS Quality Systems Branch (QSB) Standard Reference Sample (SRS) Project Results
Z-Value
3.0
2.5
2.0
1.5
1.0
0.5
0.0
-0.5
-1.0
-1.5
-2.0
-2.5
-3.0
Jan 2020
Jul
Jan 2021
Jul
Jan 2022
Jul
Jan 2023
Jul
Jan 2024
Jul
End Date of SRS Round
Reference Material (MPV in micrograms per liter)
T-241 (232)
T-243 (641)
T-245 (377)
T-247 (500)
T-251 (739)
T-253 (223)
T-257 (408)
Updated: 03/28/2024

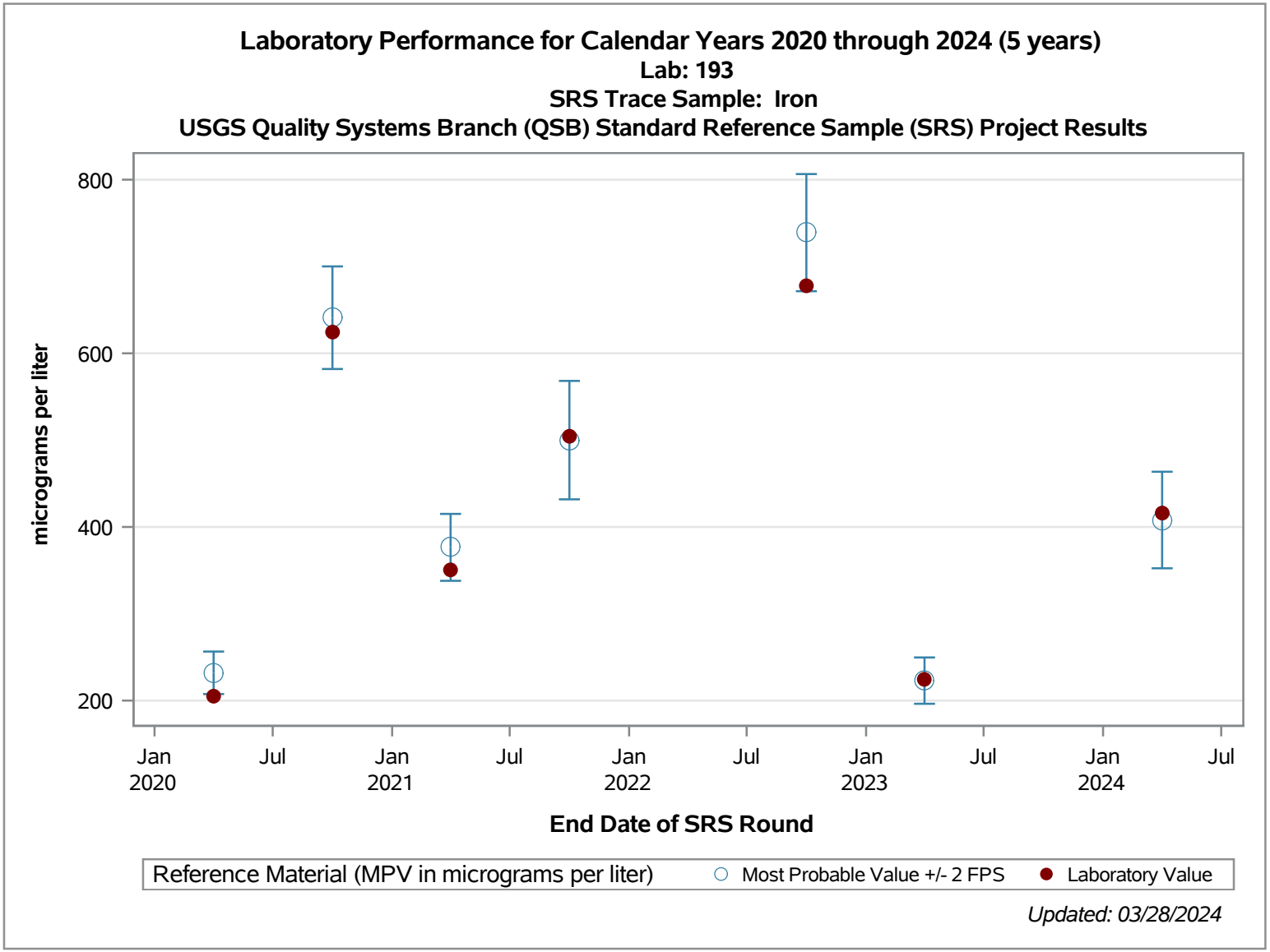
Laboratory Performance for Calendar Years 2020 through 2024 (5 years)
Lab: 193
SRS Trace Sample: Iron
USGS Quality Systems Branch (QSB) Standard Reference Sample (SRS) Project Results
micrograms per liter
800
600
400
200
Jan 2020
Jul
Jan 2021
Jul
Jan 2022
Jul
Jan 2023
Jul
Jan 2024
Jul
End Date of SRS Round
Reference Material (MPV in micrograms per liter)
Most Probable Value +/- 2 FPS
Laboratory Value
Updated: 03/28/2024

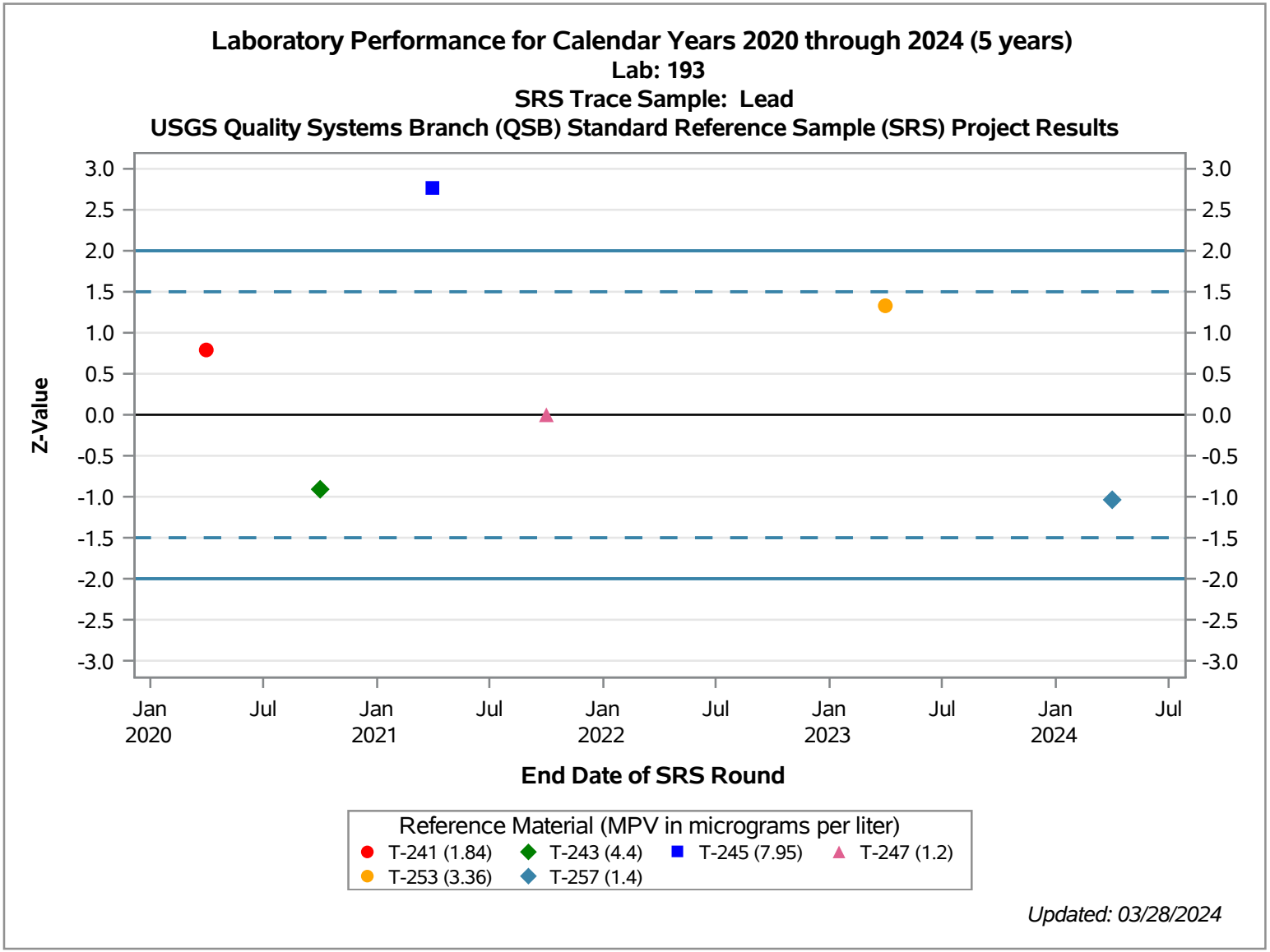
Laboratory Performance for Calendar Years 2020 through 2024 (5 years)
Lab: 193
SRS Trace Sample: Lead
USGS Quality Systems Branch (QSB) Standard Reference Sample (SRS) Project Results
Z-Value
3.0
2.5
2.0
1.5
1.0
0.5
0.0
-0.5
-1.0
-1.5
-2.0
-2.5
-3.0
Jan 2020
Jul
Jan 2021
Jul
Jan 2022
Jul
Jan 2023
Jul
Jan 2024
Jul
End Date of SRS Round
Reference Material (MPV in micrograms per liter)
T-241 (1.84)
T-243 (4.4)
T-245 (7.95)
T-247 (1.2)
T-253 (3.36)
T-257 (1.4)
Updated: 03/28/2024

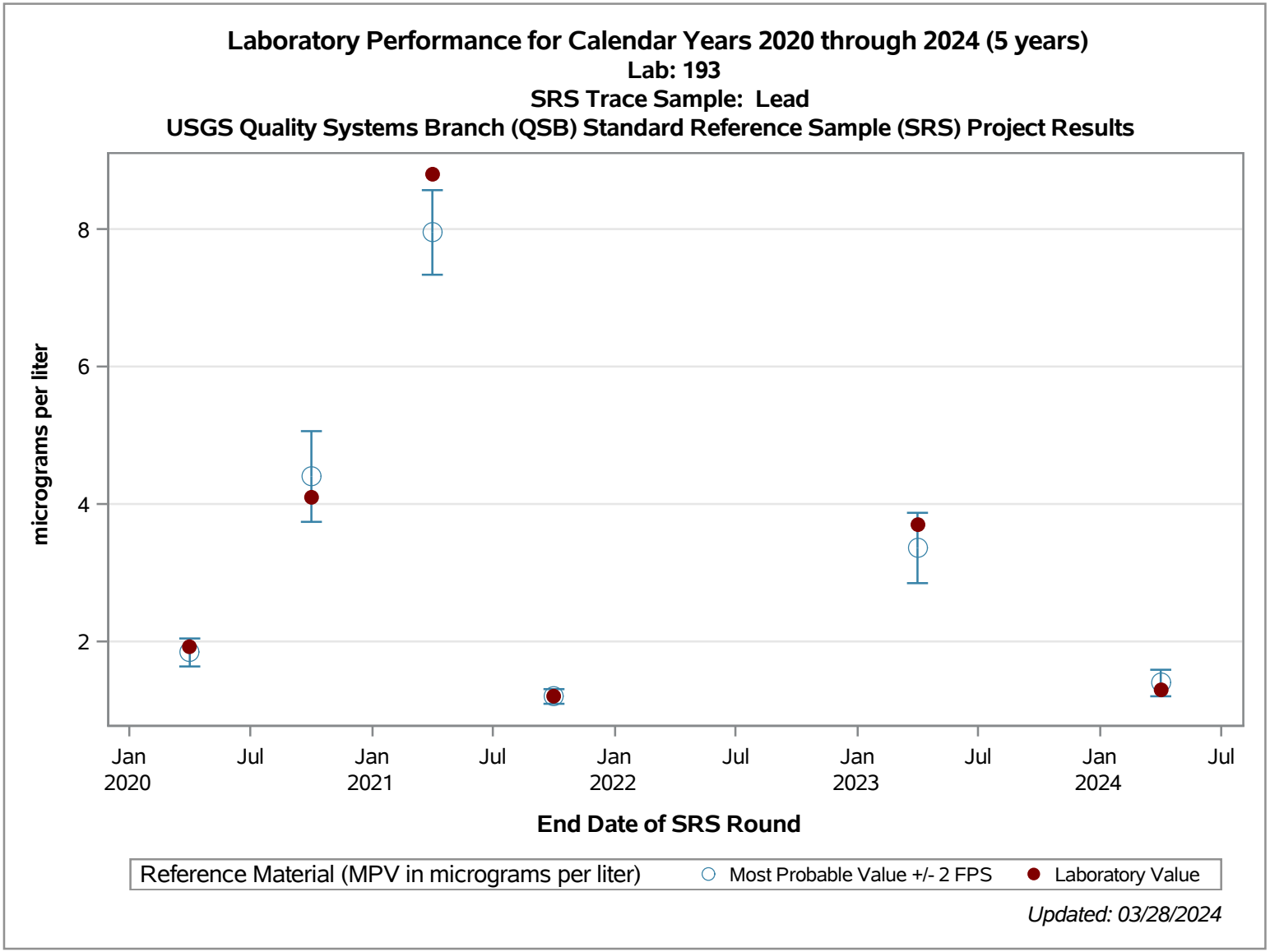
Laboratory Performance for Calendar Years 2020 through 2024 (5 years)
Lab: 193
SRS Trace Sample: Lead
USGS Quality Systems Branch (QSB) Standard Reference Sample (SRS) Project Results
micrograms per liter
8
6
4
2
Jan 2020
Jul
Jan 2021
Jul
Jan 2022
Jul
Jan 2023
Jul
Jan 2024
Jul
End Date of SRS Round
Reference Material (MPV in micrograms per liter)
Most Probable Value +/- 2 FPS
Laboratory Value
Updated: 03/28/2024

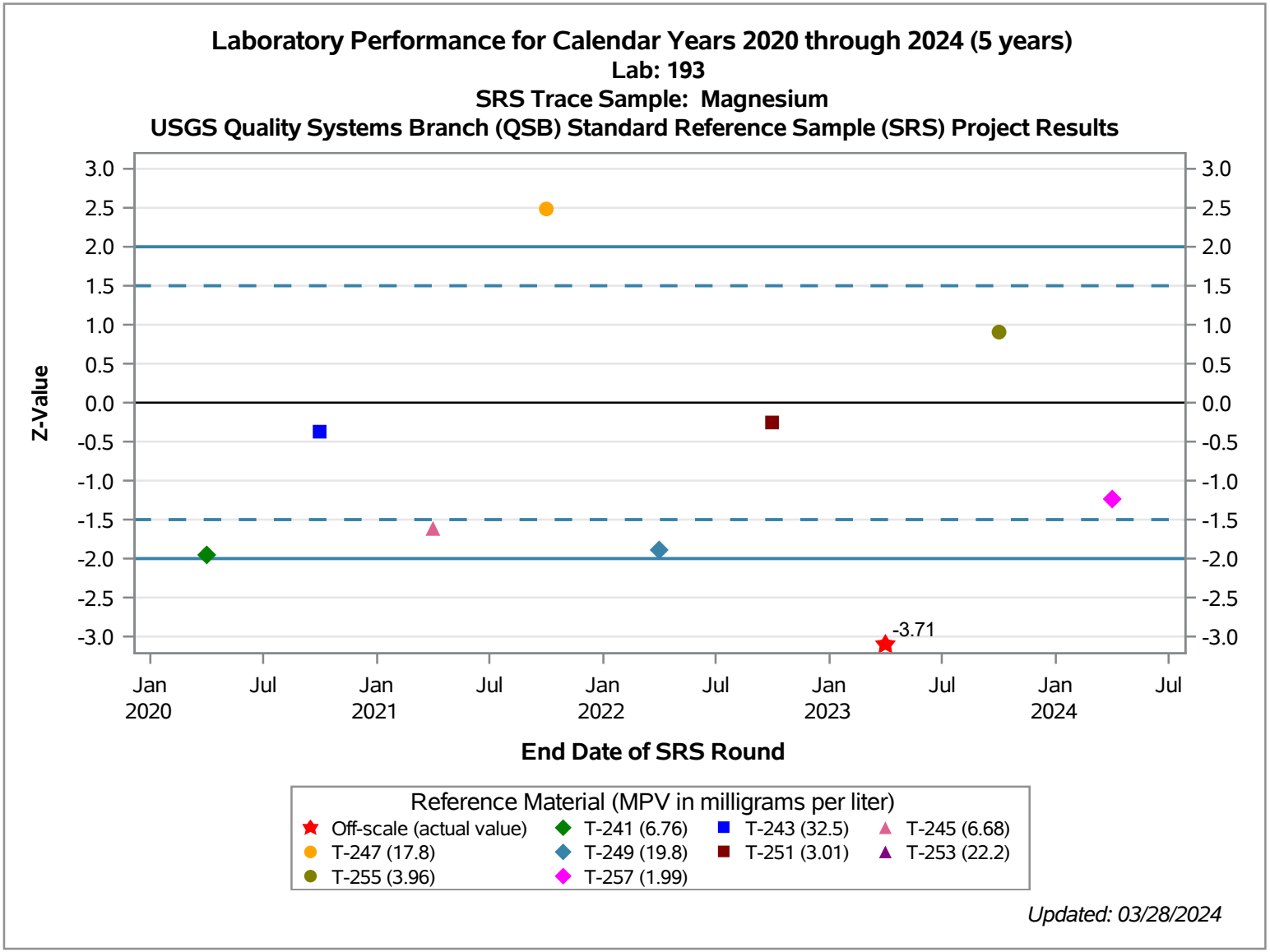
Laboratory Performance for Calendar Years 2020 through 2024 (5 years)
Lab: 193
SRS Trace Sample: Magnesium
USGS Quality Systems Branch (QSB) Standard Reference Sample (SRS) Project Results
Z-Value
3.0
2.5
2.0
1.5
1.0
0.5
0.0
-0.5
-1.0
-1.5
-2.0
-2.5
-3.0
-3.71
Jan 2020
Jul
Jan 2021
Jul
Jan 2022
Jul
Jan 2023
Jul
Jan 2024
Jul
End Date of SRS Round
Reference Material (MPV in milligrams per liter)
Off-scale (actual value)
T-241 (6.76)
T-243 (32.5)
T-245 (6.68)
T-247 (17.8)
T-249 (19.8)
T-251 (3.01)
T-253 (22.2)
T-255 (3.96)
T-257 (1.99)
Updated: 03/28/2024

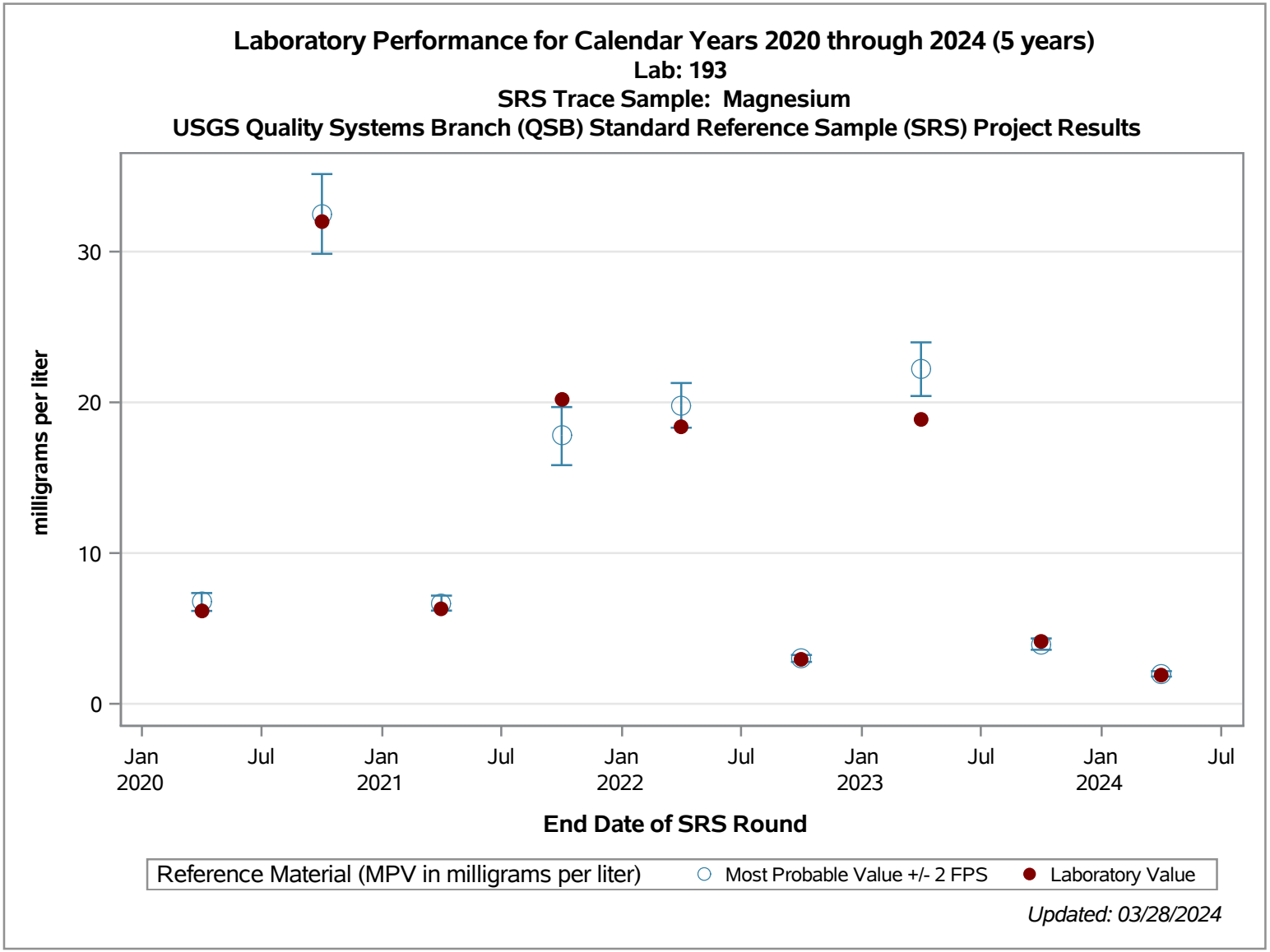
Laboratory Performance for Calendar Years 2020 through 2024 (5 years)
Lab: 193
SRS Trace Sample: Magnesium
USGS Quality Systems Branch (QSB) Standard Reference Sample (SRS) Project Results
milligrams per liter
30
20
10
0
Jan 2020
Jul
Jan 2021
Jul
Jan 2022
Jul
Jan 2023
Jul
Jan 2024
Jul
End Date of SRS Round
Reference Material (MPV in milligrams per liter)
Most Probable Value +/- 2 FPS
Laboratory Value
Updated: 03/28/2024

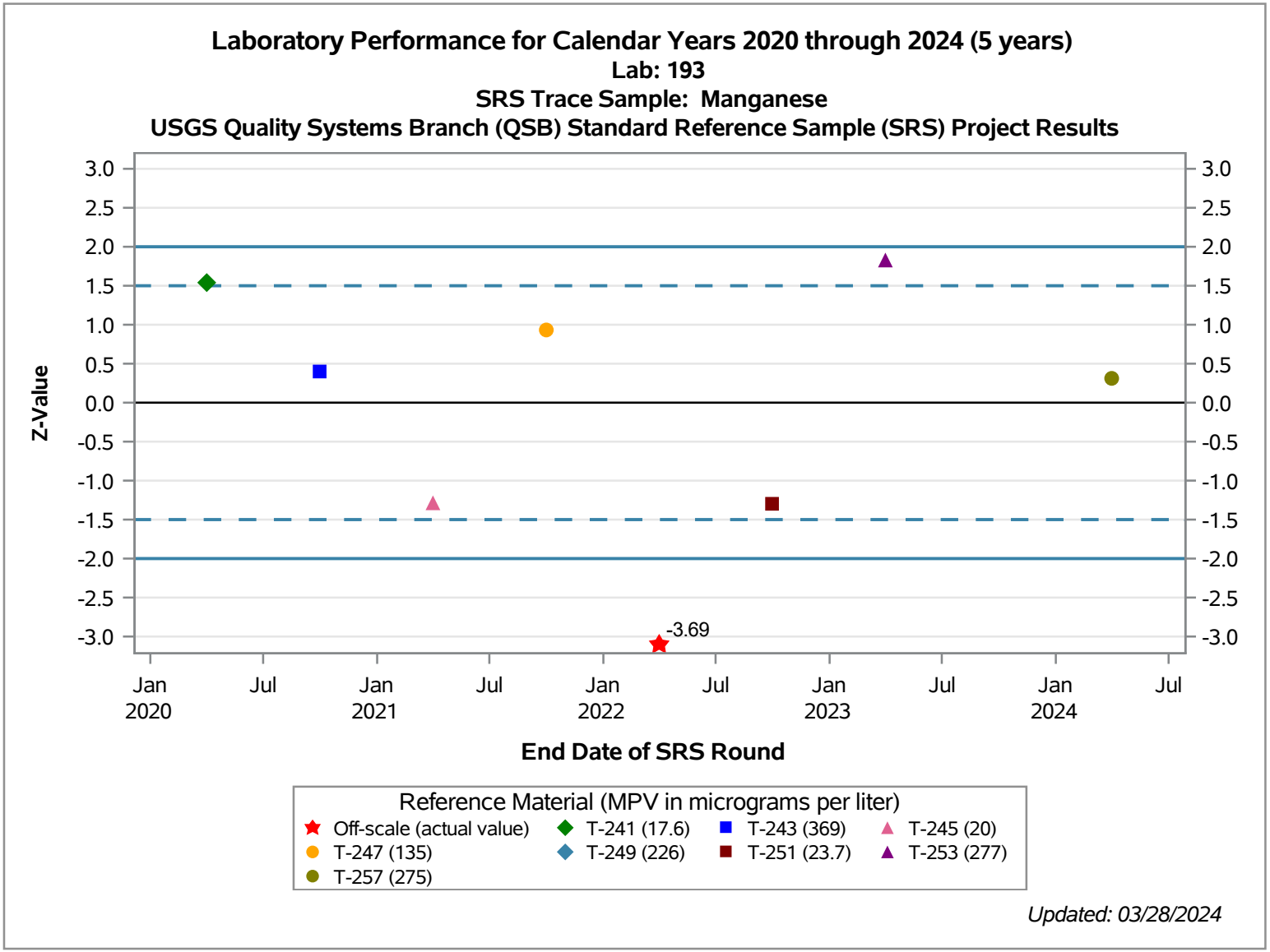
Laboratory Performance for Calendar Years 2020 through 2024 (5 years)
Lab: 193
SRS Trace Sample: Manganese
USGS Quality Systems Branch (QSB) Standard Reference Sample (SRS) Project Results
Z-Value
3.0
2.5
2.0
1.5
1.0
0.5
0.0
-0.5
-1.0
-1.5
-2.0
-2.5
-3.0
-3.69
Jan 2020
Jul
Jan 2021
Jul
Jan 2022
Jul
Jan 2023
Jul
Jan 2024
Jul
End Date of SRS Round
Reference Material (MPV in micrograms per liter)
Off-scale (actual value)
T-241 (17.6)
T-243 (369)
T-245 (20)
T-247 (135)
T-249 (226)
T-251 (23.7)
T-253 (277)
T-257 (275)
Updated: 03/28/2024

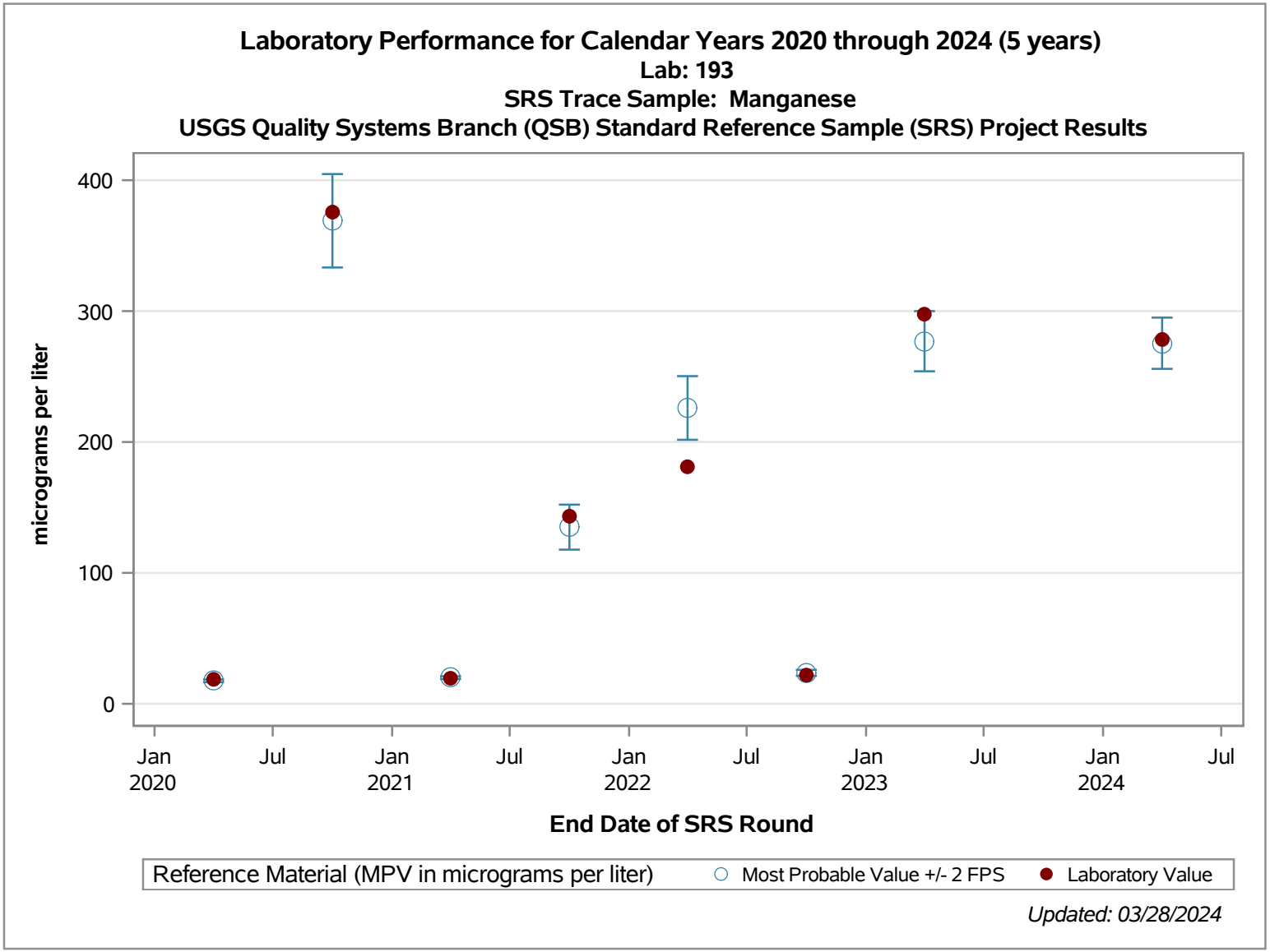
Laboratory Performance for Calendar Years 2020 through 2024 (5 years)
Lab: 193
SRS Trace Sample: Manganese
USGS Quality Systems Branch (QSB) Standard Reference Sample (SRS) Project Results
micrograms per liter
400
300
200
100
0
Jan 2020
Jul
Jan 2021
Jul
Jan 2022
Jul
Jan 2023
Jul
Jan 2024
Jul
End Date of SRS Round
Reference Material (MPV in micrograms per liter)
Most Probable Value +/- 2 FPS
Laboratory Value
Updated: 03/28/2024

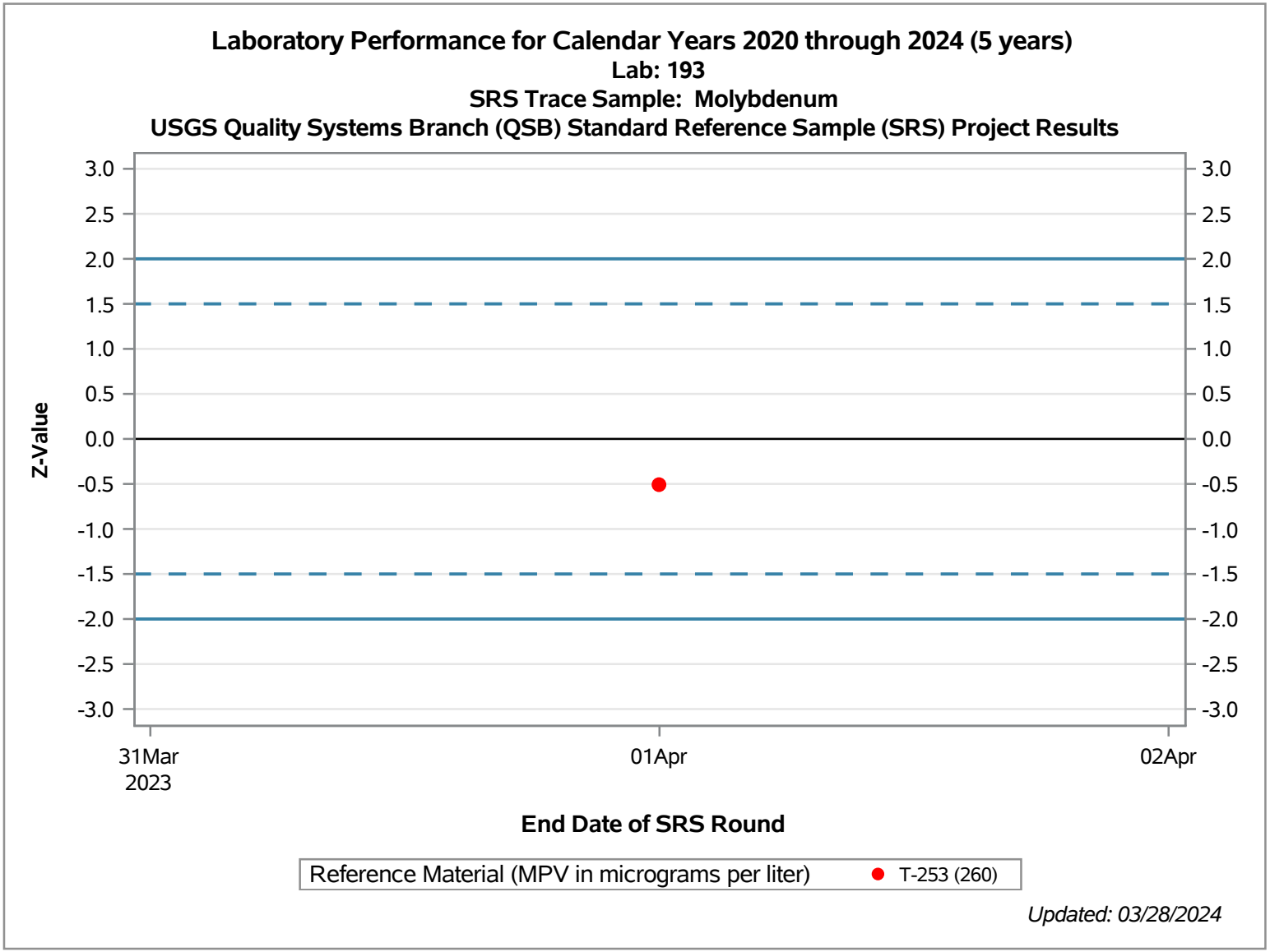
Laboratory Performance for Calendar Years 2020 through 2024 (5 years)
Lab: 193
SRS Trace Sample: Molybdenum
USGS Quality Systems Branch (QSB) Standard Reference Sample (SRS) Project Results
Z-Value
3.0
2.5
2.0
1.5
1.0
0.5
0.0
-0.5
-1.0
-1.5
-2.0
-2.5
-3.0
31Mar
2023
01Apr
02Apr
End Date of SRS Round
Reference Material (MPV in micrograms per liter)
T-253 (260)
Updated: 03/28/2024

**Laboratory Performance for Calendar Years 2020 through 2024 (5 years)**
**Lab: 193**
**SRS Trace Sample: Molybdenum**
**USGS Quality Systems Branch (QSB) Standard Reference Sample (SRS) Project Results**

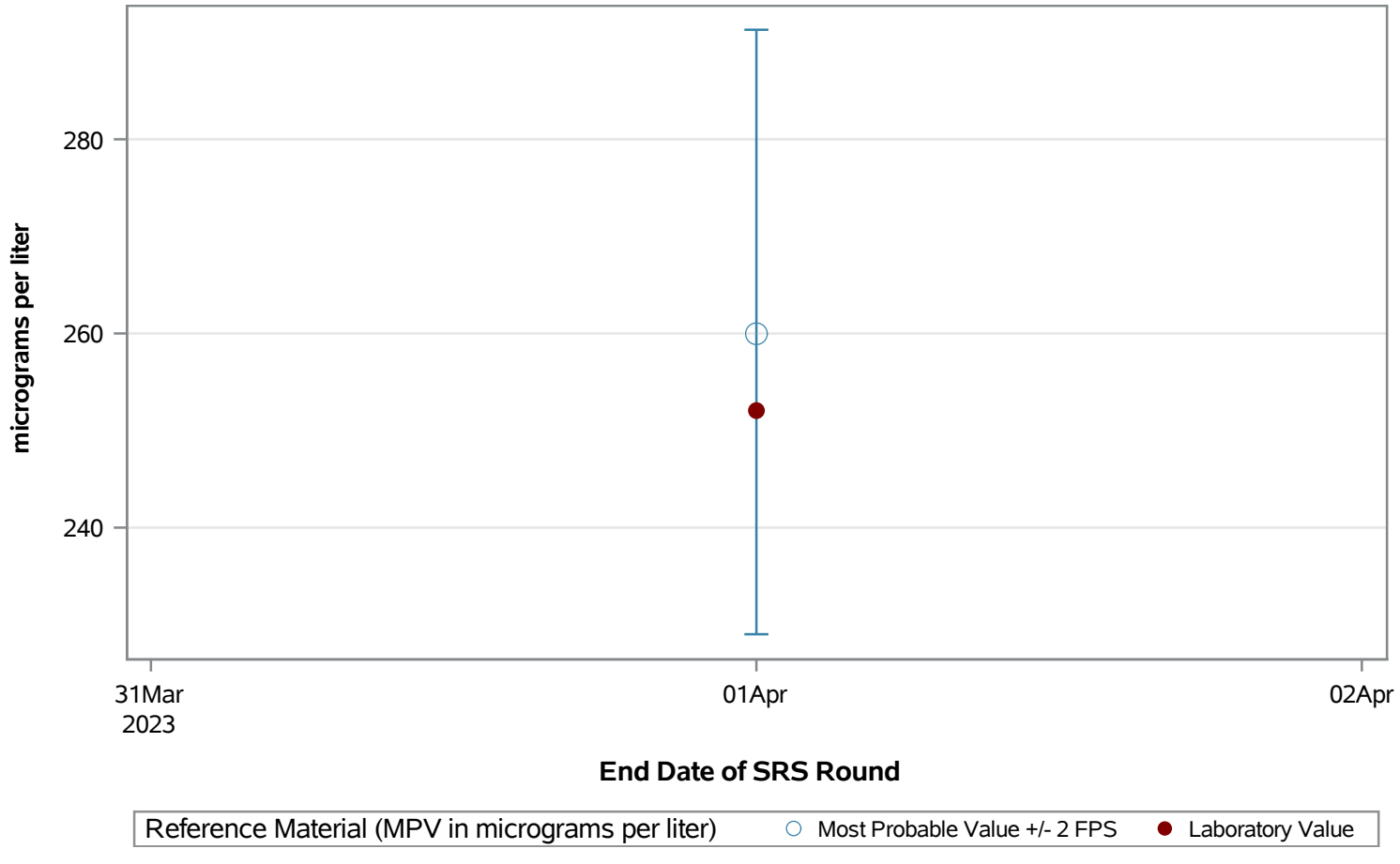


*Updated: 03/28/2024*

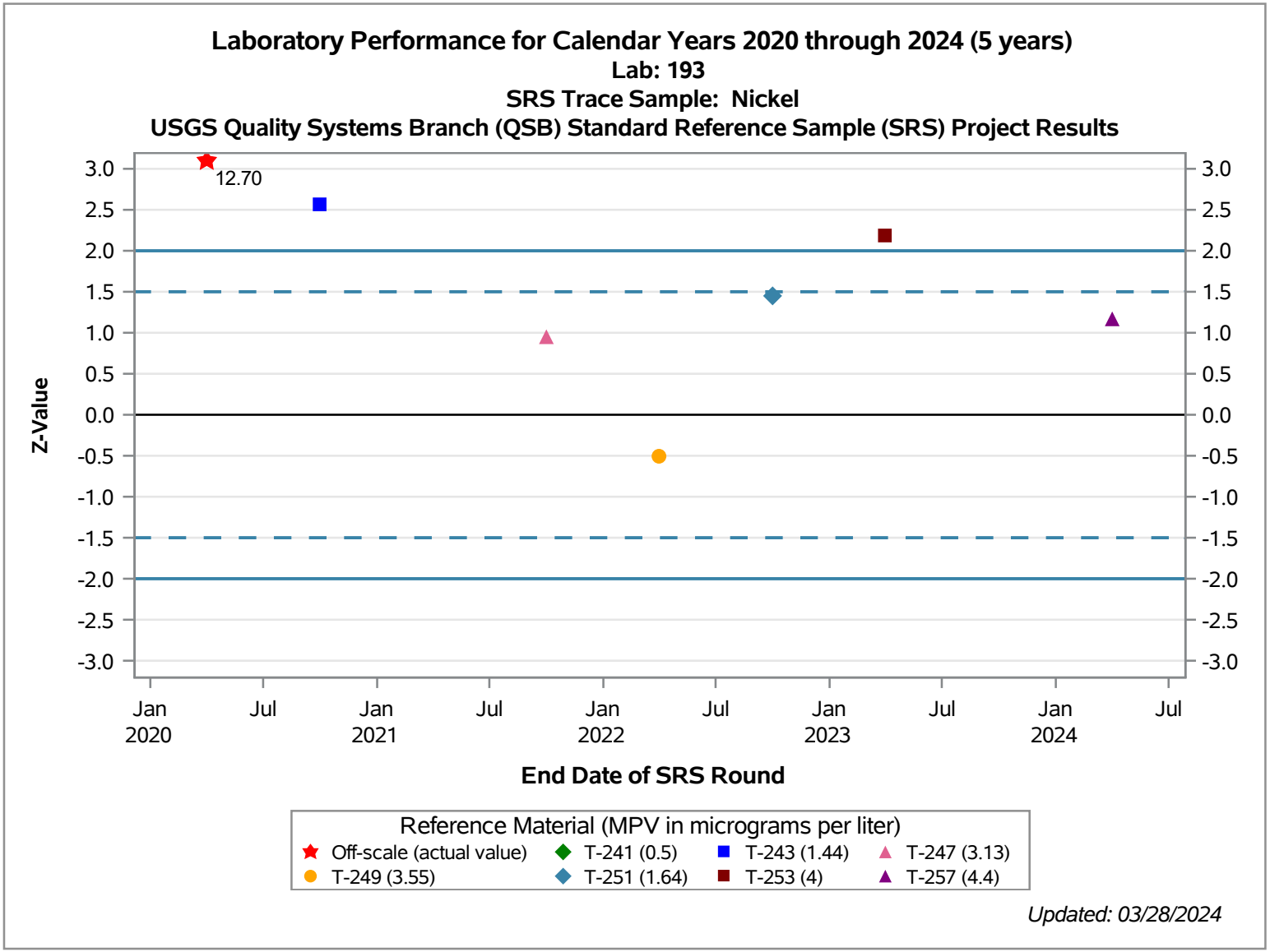
Laboratory Performance for Calendar Years 2020 through 2024 (5 years)
Lab: 193
SRS Trace Sample: Nickel
USGS Quality Systems Branch (QSB) Standard Reference Sample (SRS) Project Results
Z-Value
3.0
2.5
2.0
1.5
1.0
0.5
0.0
-0.5
-1.0
-1.5
-2.0
-2.5
-3.0
12.70
Jan 2020
Jul
Jan 2021
Jul
Jan 2022
Jul
Jan 2023
Jul
Jan 2024
Jul
End Date of SRS Round
Reference Material (MPV in micrograms per liter)
Off-scale (actual value)
T-241 (0.5)
T-243 (1.44)
T-247 (3.13)
T-249 (3.55)
T-251 (1.64)
T-253 (4)
T-257 (4.4)
Updated: 03/28/2024

**Laboratory Performance for Calendar Years 2020 through 2024 (5 years)**
**Lab: 193**
**SRS Trace Sample: Nickel**
**USGS Quality Systems Branch (QSB) Standard Reference Sample (SRS) Project Results**

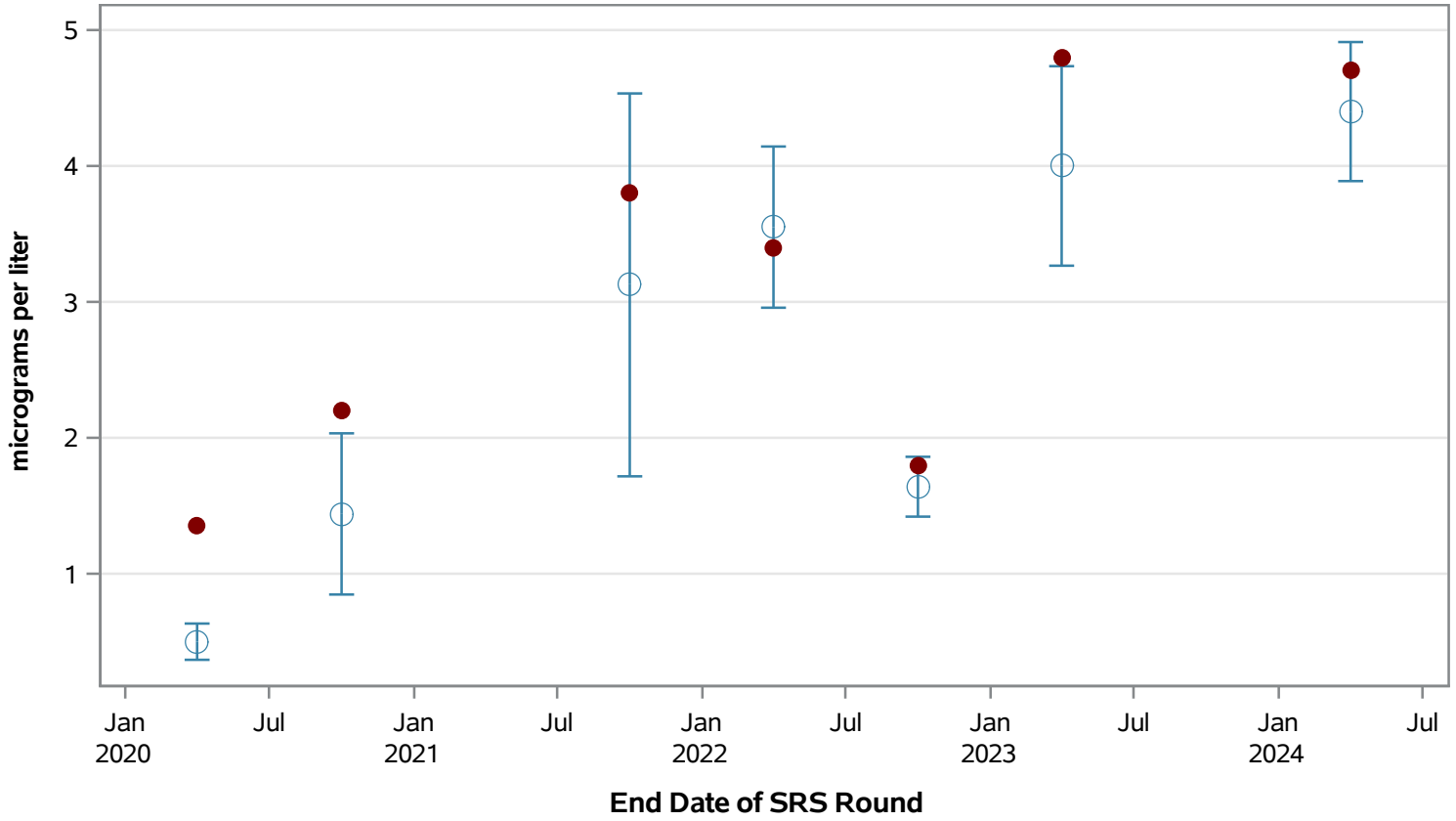


*Updated: 03/28/2024*

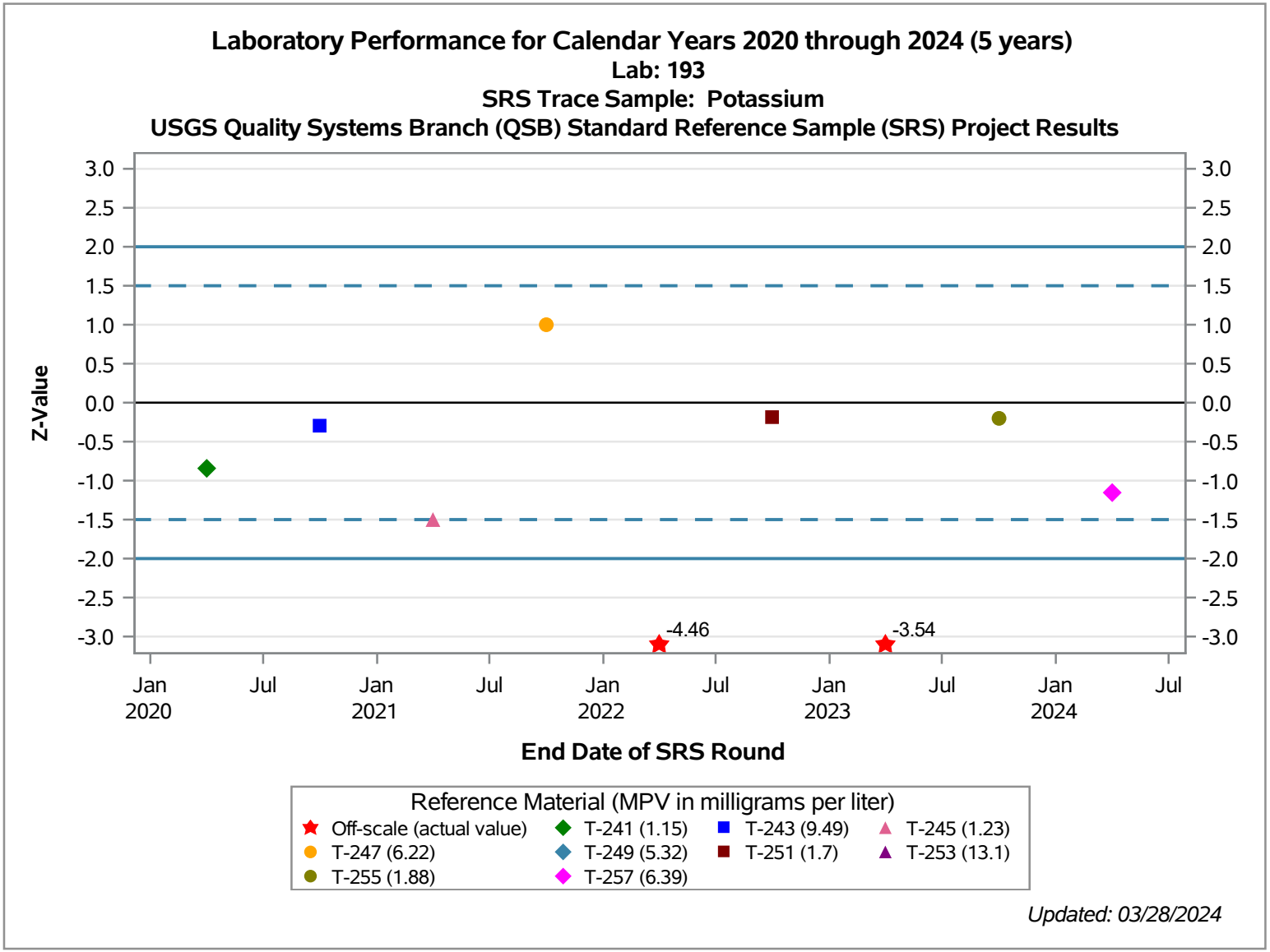
Laboratory Performance for Calendar Years 2020 through 2024 (5 years)
Lab: 193
SRS Trace Sample: Potassium
USGS Quality Systems Branch (QSB) Standard Reference Sample (SRS) Project Results
Z-Value
3.0
2.5
2.0
1.5
1.0
0.5
0.0
-0.5
-1.0
-1.5
-2.0
-2.5
-3.0
-4.46
-3.54
Jan 2020
Jul
Jan 2021
Jul
Jan 2022
Jul
Jan 2023
Jul
Jan 2024
Jul
End Date of SRS Round
Reference Material (MPV in milligrams per liter)
Off-scale (actual value)
T-241 (1.15)
T-243 (9.49)
T-245 (1.23)
T-247 (6.22)
T-249 (5.32)
T-251 (1.7)
T-253 (13.1)
T-255 (1.88)
T-257 (6.39)
Updated: 03/28/2024

**Laboratory Performance for Calendar Years 2020 through 2024 (5 years)**
**Lab: 193**
**SRS Trace Sample: Potassium**
**USGS Quality Systems Branch (QSB) Standard Reference Sample (SRS) Project Results**

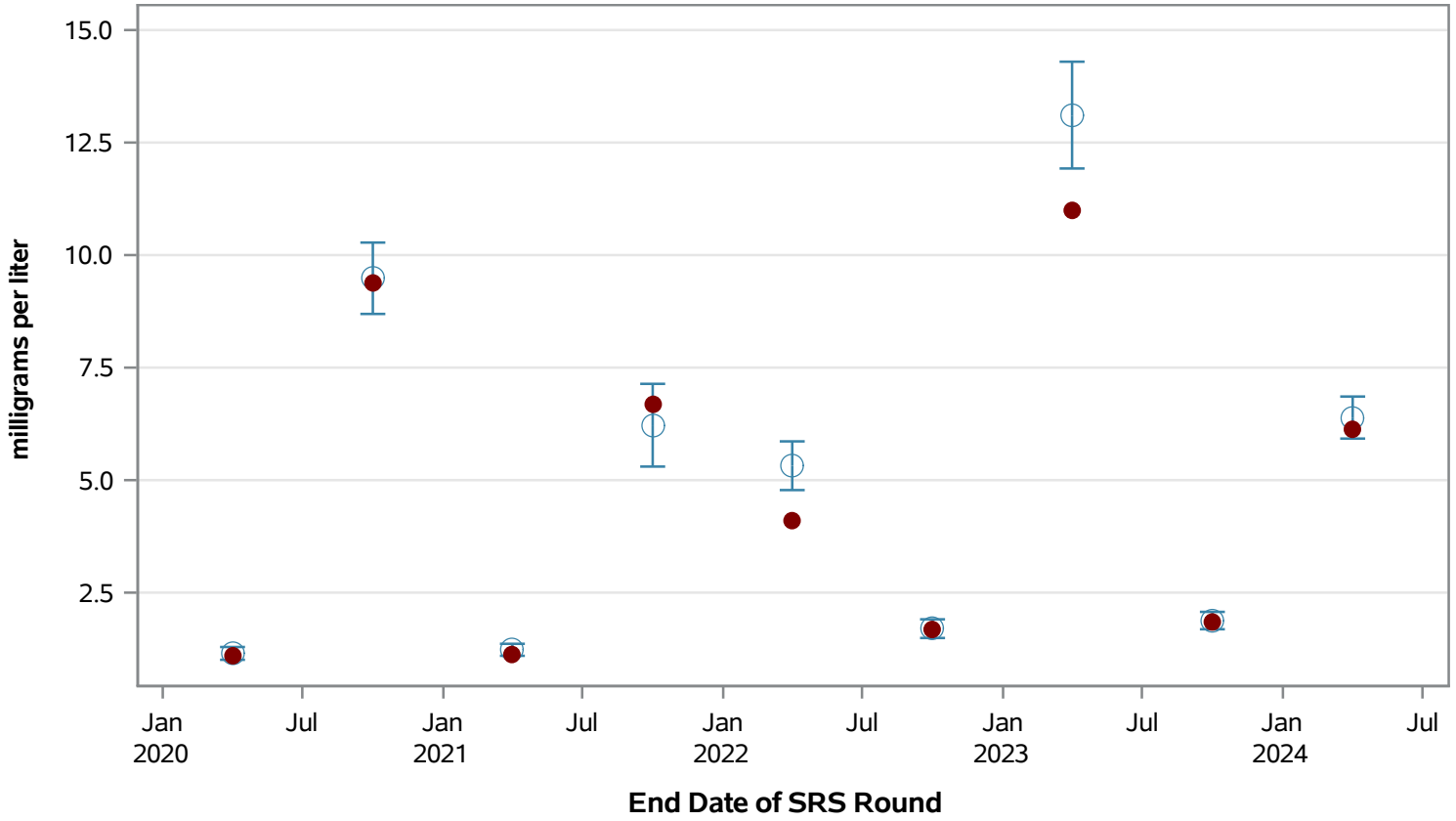


*Updated: 03/28/2024*

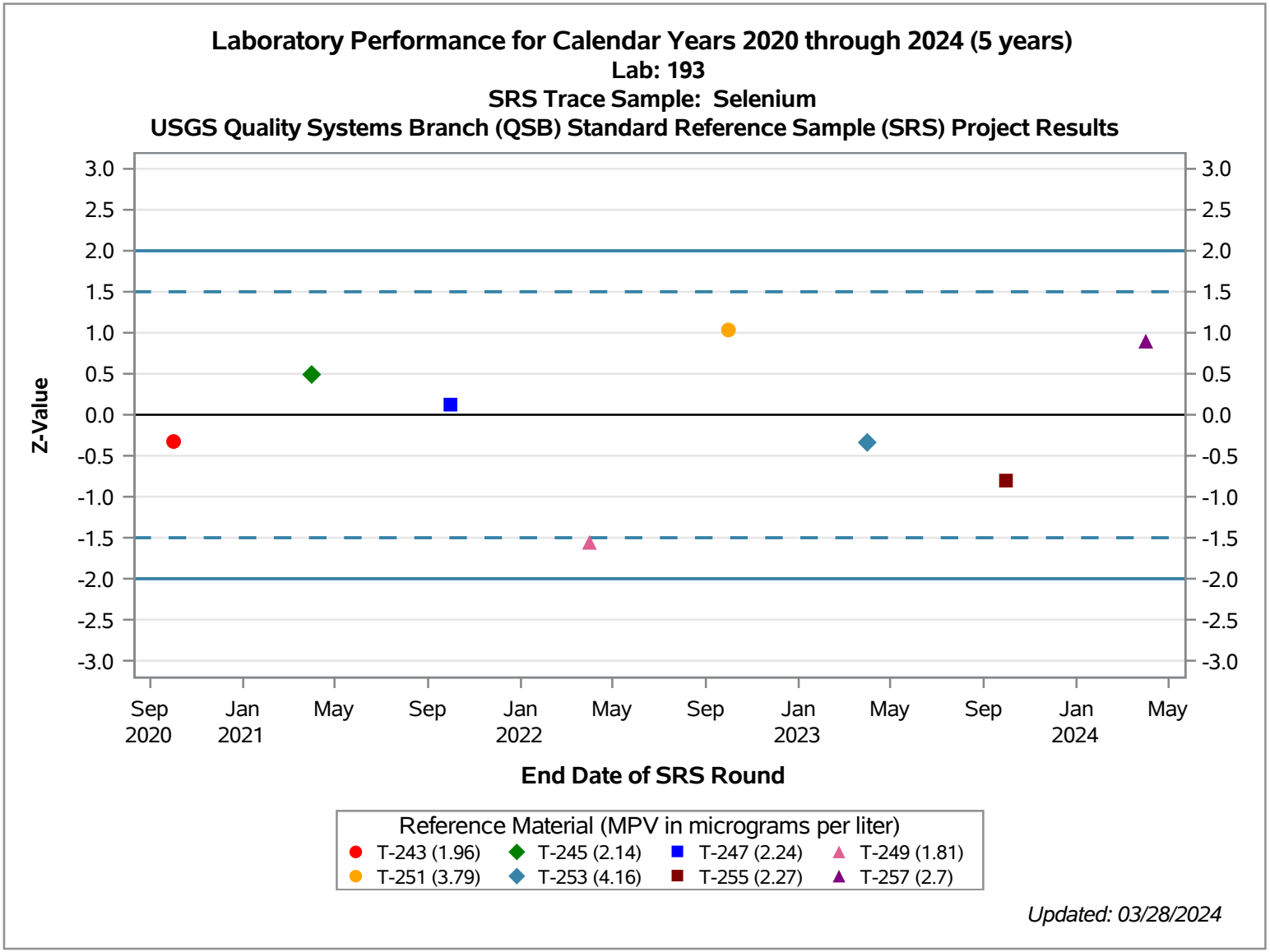
Laboratory Performance for Calendar Years 2020 through 2024 (5 years)
Lab: 193
SRS Trace Sample: Selenium
USGS Quality Systems Branch (QSB) Standard Reference Sample (SRS) Project Results
Z-Value
3.0
2.5
2.0
1.5
1.0
0.5
0.0
-0.5
-1.0
-1.5
-2.0
-2.5
-3.0
Sep 2020
Jan 2021
May
Sep
Jan 2022
May
Sep
Jan 2023
May
Sep
Jan 2024
May
End Date of SRS Round
Reference Material (MPV in micrograms per liter)
T-243 (1.96)
T-245 (2.14)
T-247 (2.24)
T-249 (1.81)
T-251 (3.79)
T-253 (4.16)
T-255 (2.27)
T-257 (2.7)
Updated: 03/28/2024

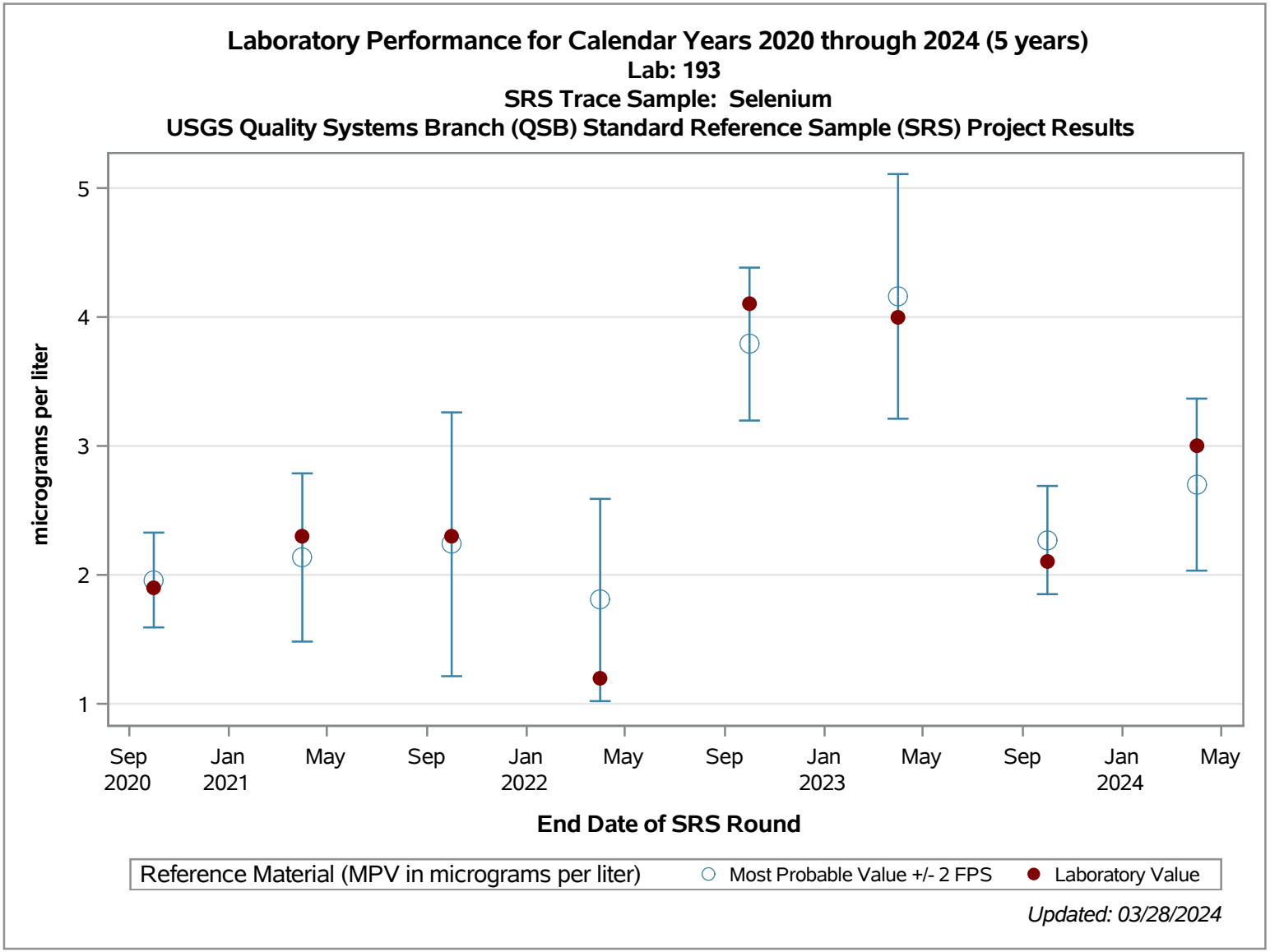
Laboratory Performance for Calendar Years 2020 through 2024 (5 years)
Lab: 193
SRS Trace Sample: Selenium
USGS Quality Systems Branch (QSB) Standard Reference Sample (SRS) Project Results
micrograms per liter
5
4
3
2
1
Sep 2020
Jan 2021
May
Sep
Jan 2022
May
Sep
Jan 2023
May
Sep
Jan 2024
May
End Date of SRS Round
Reference Material (MPV in micrograms per liter)
Most Probable Value +/- 2 FPS
Laboratory Value
Updated: 03/28/2024

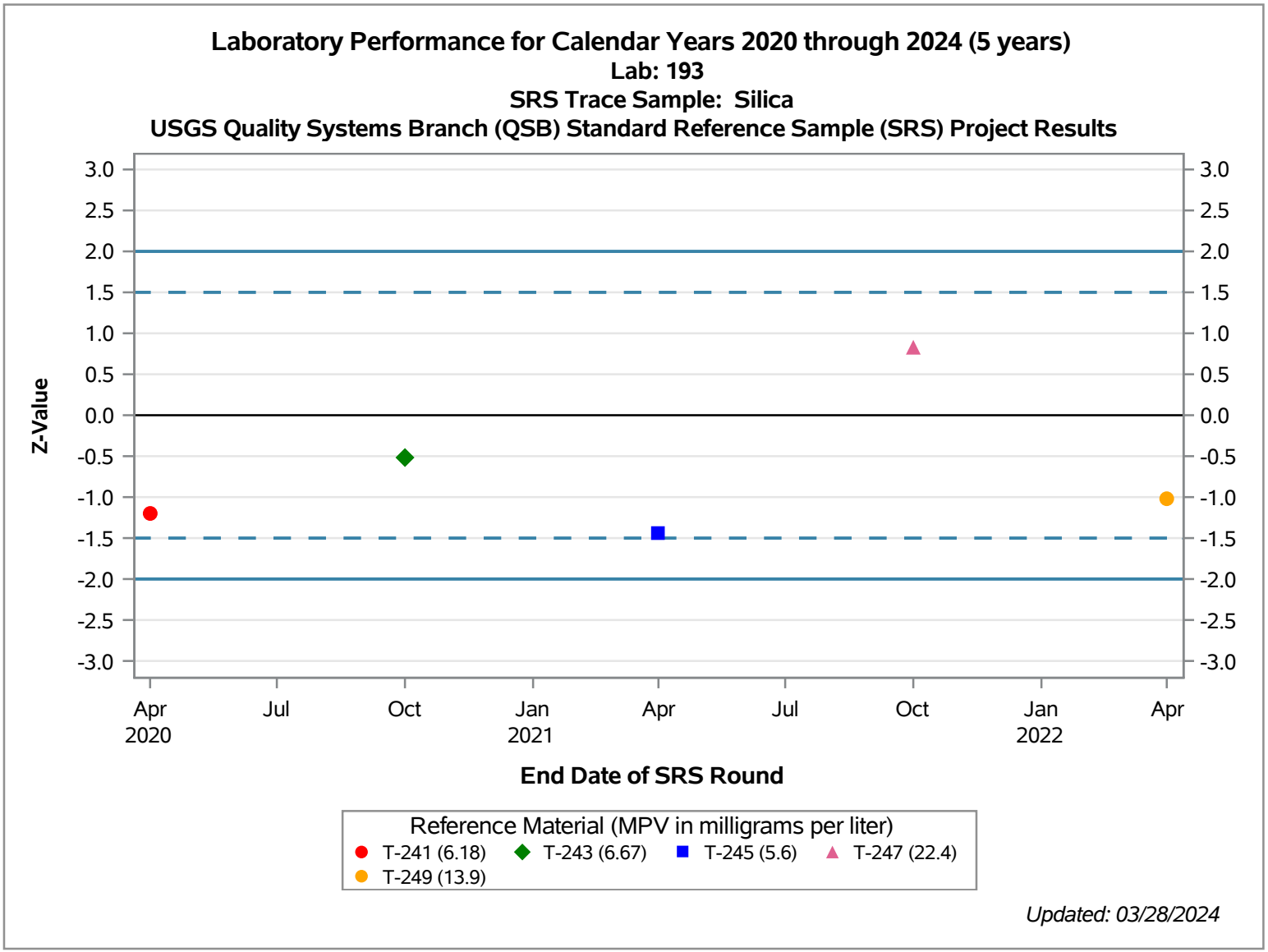
Laboratory Performance for Calendar Years 2020 through 2024 (5 years)
Lab: 193
SRS Trace Sample: Silica
USGS Quality Systems Branch (QSB) Standard Reference Sample (SRS) Project Results
Z-Value
3.0
2.5
2.0
1.5
1.0
0.5
0.0
-0.5
-1.0
-1.5
-2.0
-2.5
-3.0
Apr 2020
Jul
Oct
Jan 2021
Apr
Jul
Oct
Jan 2022
Apr
End Date of SRS Round
Reference Material (MPV in milligrams per liter)
T-241 (6.18)
T-243 (6.67)
T-245 (5.6)
T-247 (22.4)
T-249 (13.9)
Updated: 03/28/2024

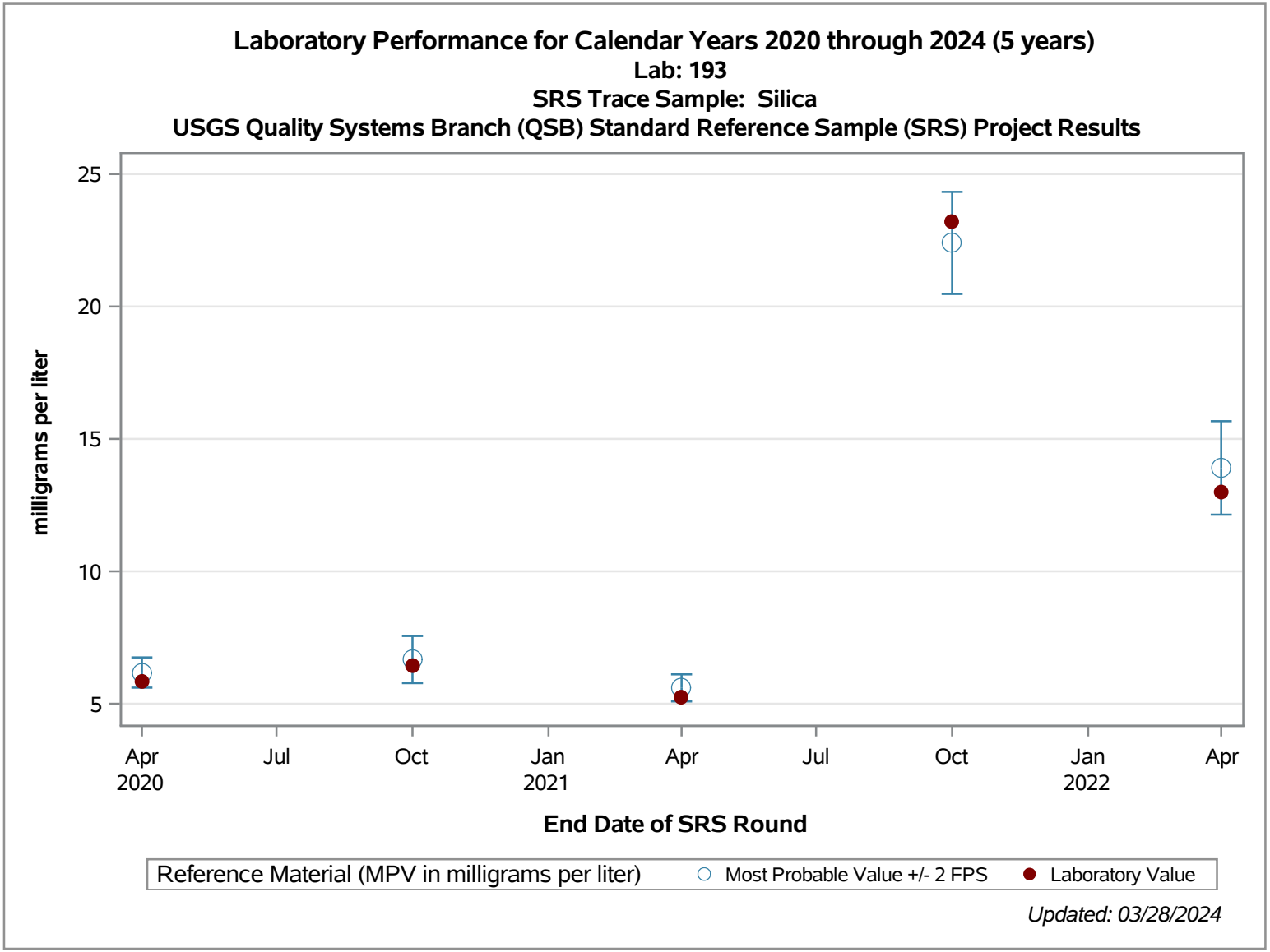
Laboratory Performance for Calendar Years 2020 through 2024 (5 years)
Lab: 193
SRS Trace Sample: Silica
USGS Quality Systems Branch (QSB) Standard Reference Sample (SRS) Project Results
milligrams per liter
25
20
15
10
5
Apr 2020
Jul
Oct
Jan 2021
Apr
Jul
Oct
Jan 2022
Apr
End Date of SRS Round
Reference Material (MPV in milligrams per liter)
Most Probable Value +/- 2 FPS
Laboratory Value
Updated: 03/28/2024

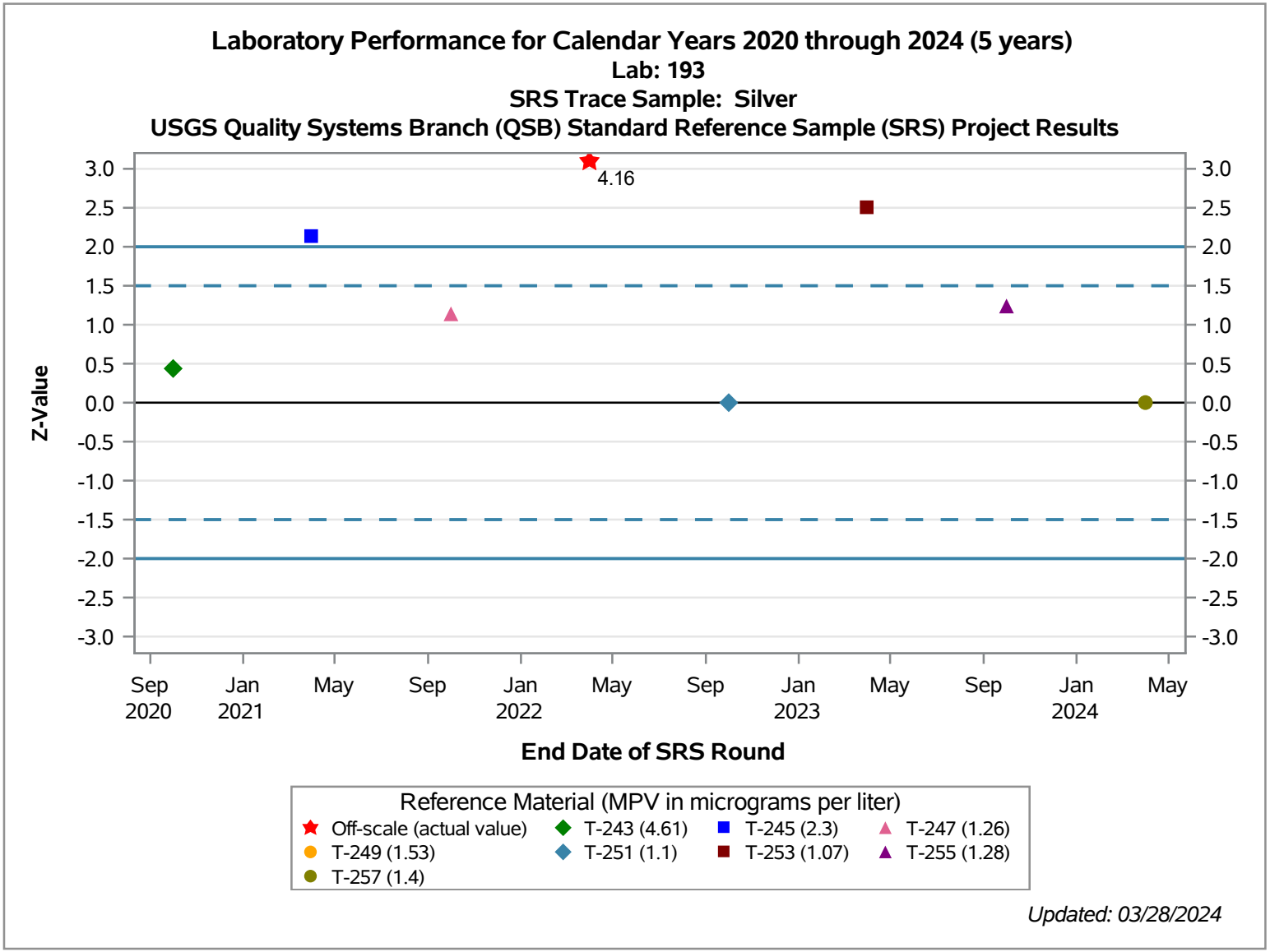
Laboratory Performance for Calendar Years 2020 through 2024 (5 years)
Lab: 193
SRS Trace Sample: Silver
USGS Quality Systems Branch (QSB) Standard Reference Sample (SRS) Project Results
Z-Value
3.0
2.5
2.0
1.5
1.0
0.5
0.0
-0.5
-1.0
-1.5
-2.0
-2.5
-3.0
4.16
Sep 2020
Jan 2021
May
Sep
Jan 2022
May
Sep
Jan 2023
May
Sep
Jan 2024
May
End Date of SRS Round
Reference Material (MPV in micrograms per liter)
Off-scale (actual value)
T-243 (4.61)
T-245 (2.3)
T-247 (1.26)
T-249 (1.53)
T-251 (1.1)
T-253 (1.07)
T-255 (1.28)
T-257 (1.4)
Updated: 03/28/2024

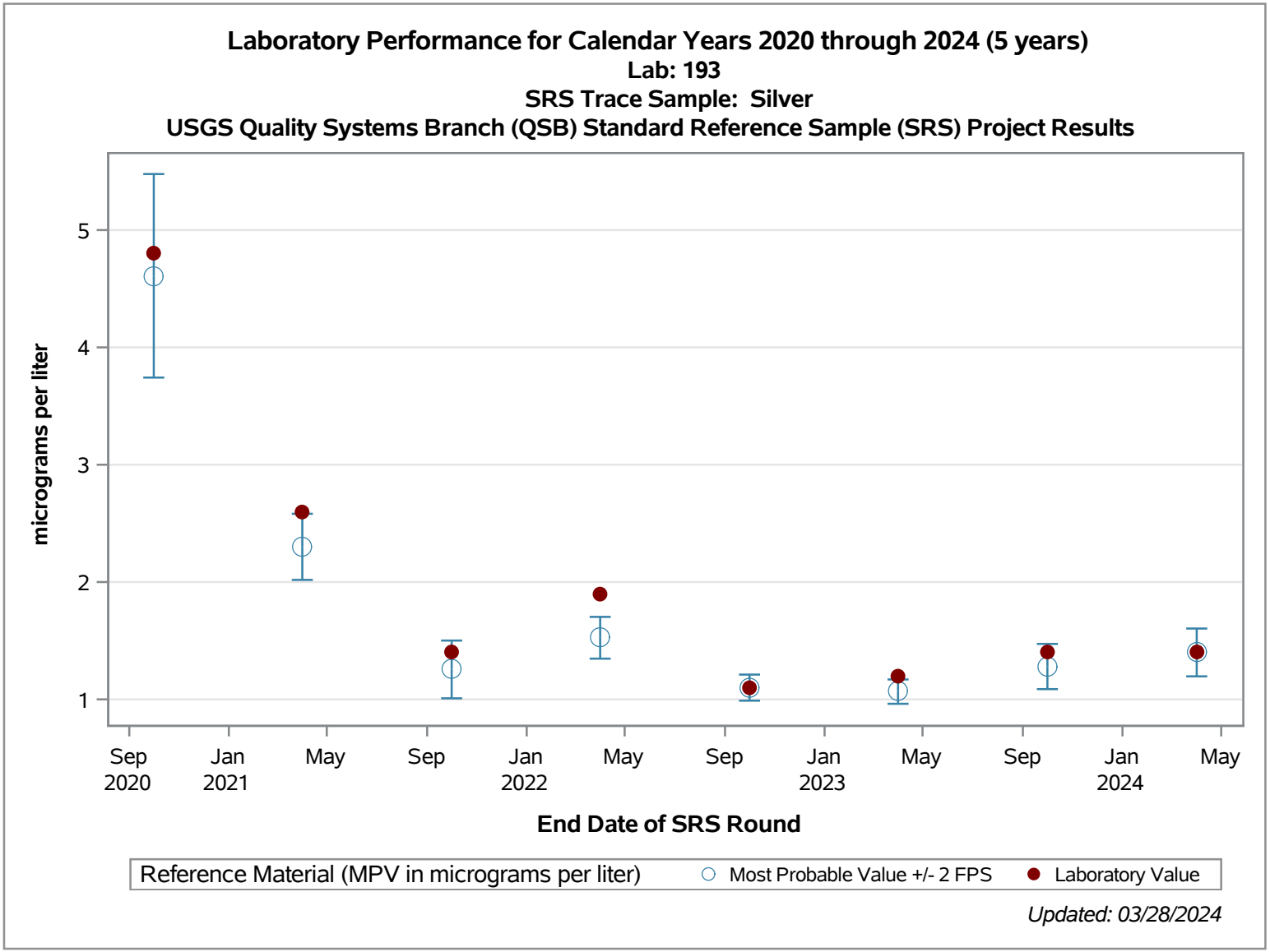
Laboratory Performance for Calendar Years 2020 through 2024 (5 years)
Lab: 193
SRS Trace Sample: Silver
USGS Quality Systems Branch (QSB) Standard Reference Sample (SRS) Project Results
micrograms per liter
5
4
3
2
1
Sep 2020
Jan 2021
May
Sep
Jan 2022
May
Sep
Jan 2023
May
Sep
Jan 2024
May
End Date of SRS Round
Reference Material (MPV in micrograms per liter)
Most Probable Value +/- 2 FPS
Laboratory Value
Updated: 03/28/2024

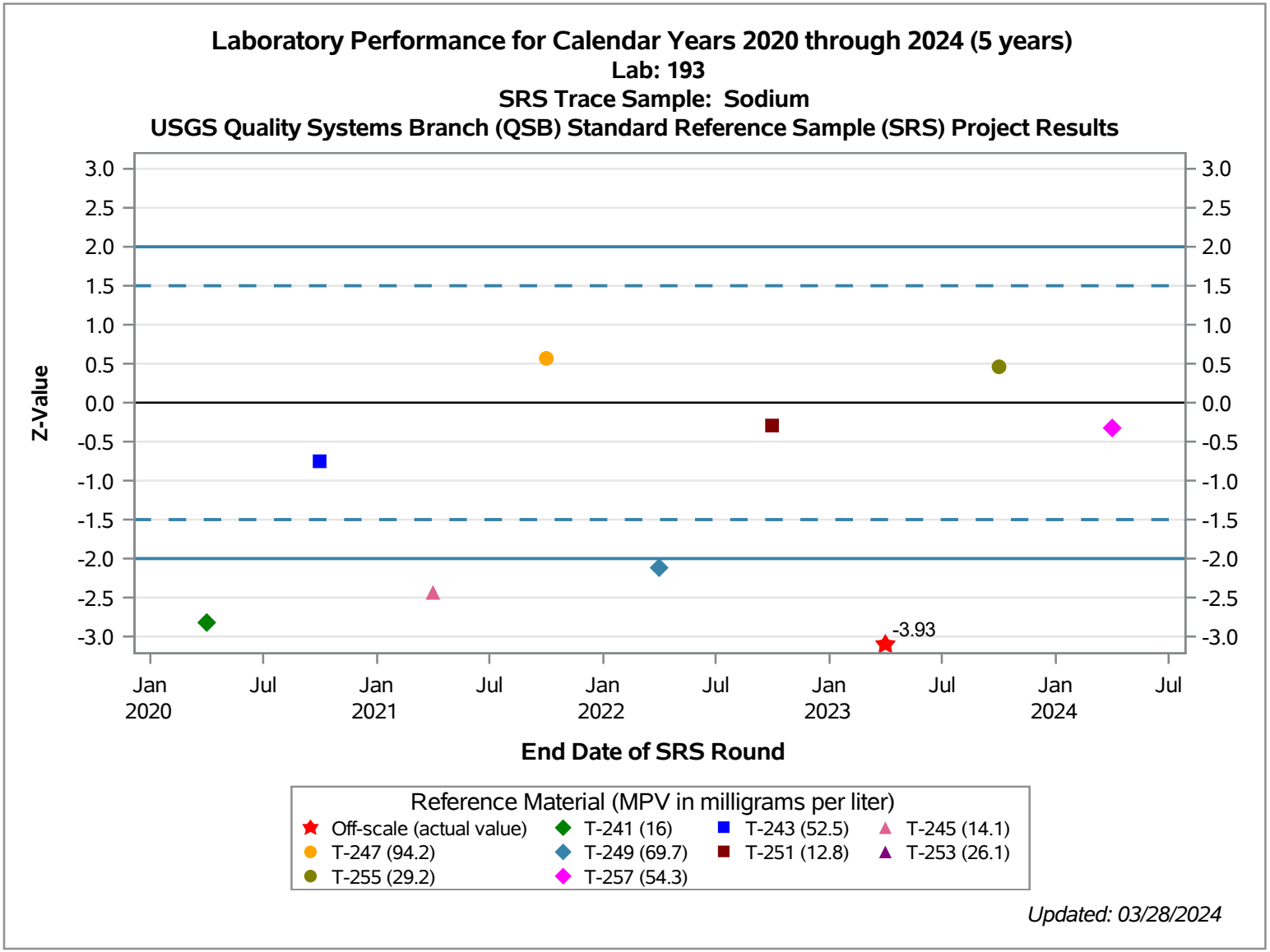
Laboratory Performance for Calendar Years 2020 through 2024 (5 years)
Lab: 193
SRS Trace Sample: Sodium
USGS Quality Systems Branch (QSB) Standard Reference Sample (SRS) Project Results
Z-Value
3.0
2.5
2.0
1.5
1.0
0.5
0.0
-0.5
-1.0
-1.5
-2.0
-2.5
-3.0
-3.93
Jan 2020
Jul
Jan 2021
Jul
Jan 2022
Jul
Jan 2023
Jul
Jan 2024
Jul
End Date of SRS Round
Reference Material (MPV in milligrams per liter)
Off-scale (actual value)
T-241 (16)
T-243 (52.5)
T-245 (14.1)
T-247 (94.2)
T-249 (69.7)
T-251 (12.8)
T-253 (26.1)
T-255 (29.2)
T-257 (54.3)
Updated: 03/28/2024

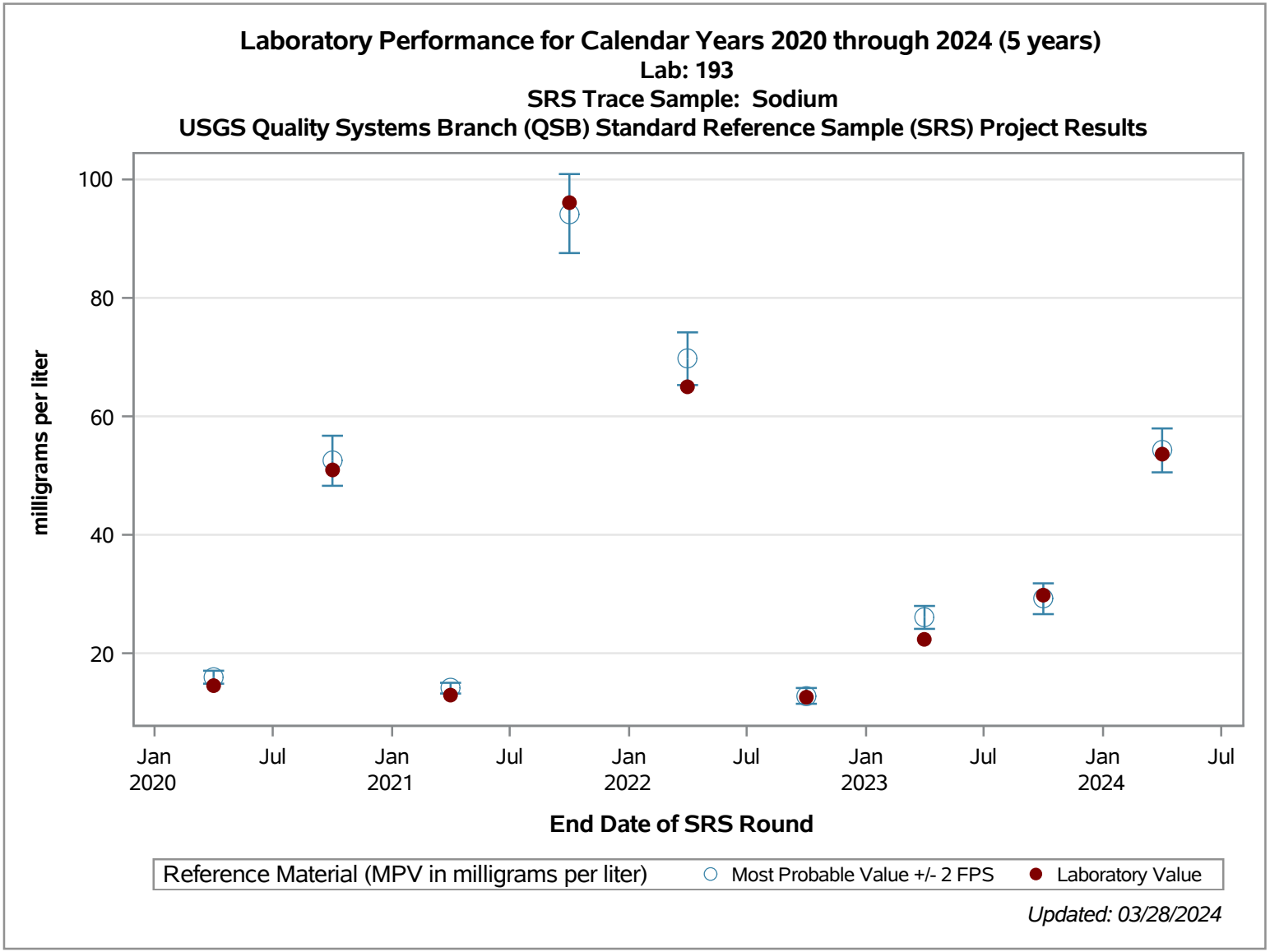
Laboratory Performance for Calendar Years 2020 through 2024 (5 years)
Lab: 193
SRS Trace Sample: Sodium
USGS Quality Systems Branch (QSB) Standard Reference Sample (SRS) Project Results
milligrams per liter
100
80
60
40
20
Jan 2020
Jul
Jan 2021
Jul
Jan 2022
Jul
Jan 2023
Jul
Jan 2024
Jul
End Date of SRS Round
Reference Material (MPV in milligrams per liter)
Most Probable Value +/- 2 FPS
Laboratory Value
Updated: 03/28/2024

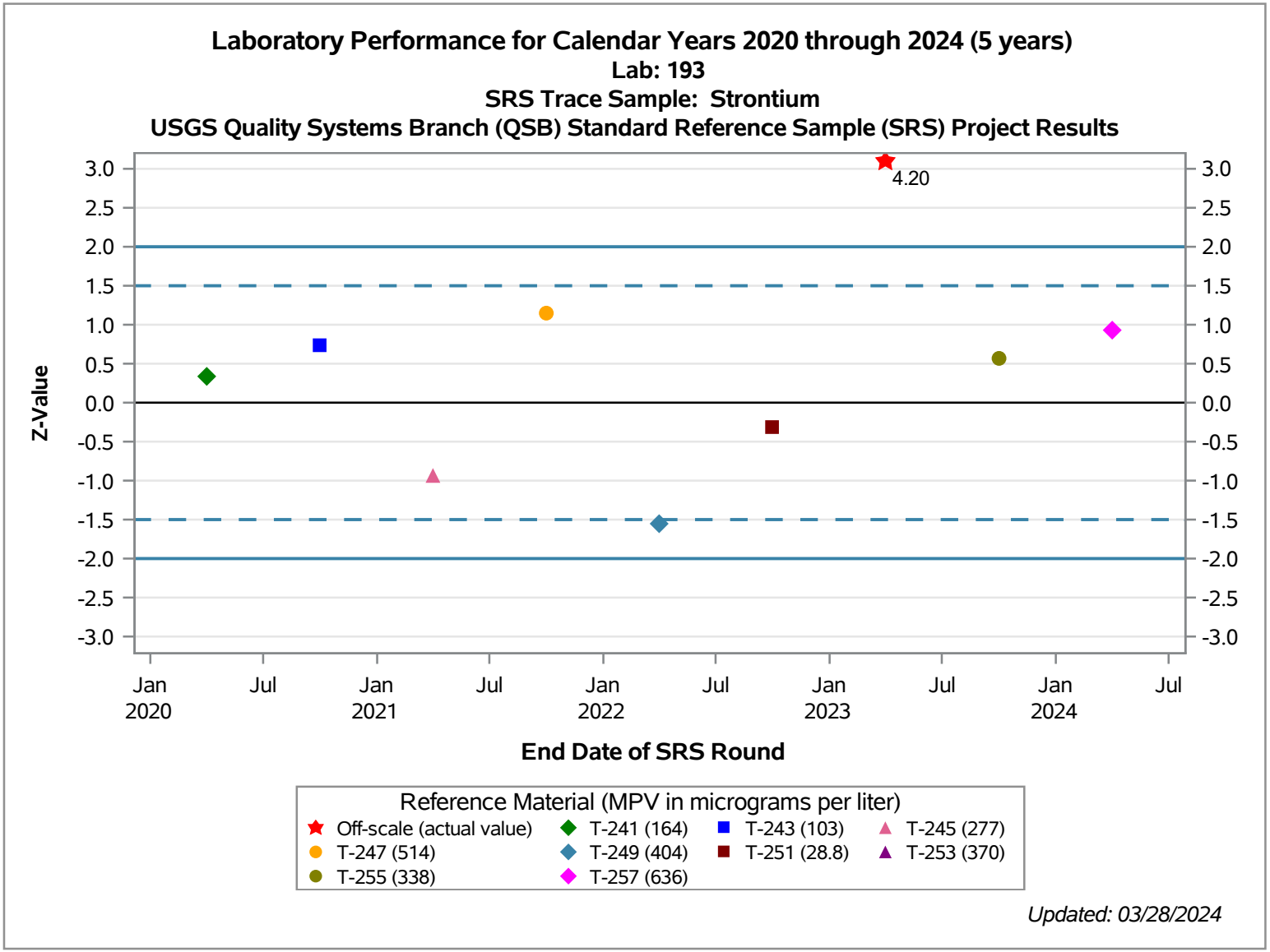
Laboratory Performance for Calendar Years 2020 through 2024 (5 years)
Lab: 193
SRS Trace Sample: Strontium
USGS Quality Systems Branch (QSB) Standard Reference Sample (SRS) Project Results
Z-Value
3.0
2.5
2.0
1.5
1.0
0.5
0.0
-0.5
-1.0
-1.5
-2.0
-2.5
-3.0
4.20
Jan 2020
Jul
Jan 2021
Jul
Jan 2022
Jul
Jan 2023
Jul
Jan 2024
Jul
End Date of SRS Round
Reference Material (MPV in micrograms per liter)
Off-scale (actual value)
T-241 (164)
T-243 (103)
T-245 (277)
T-247 (514)
T-249 (404)
T-251 (28.8)
T-253 (370)
T-255 (338)
T-257 (636)
Updated: 03/28/2024

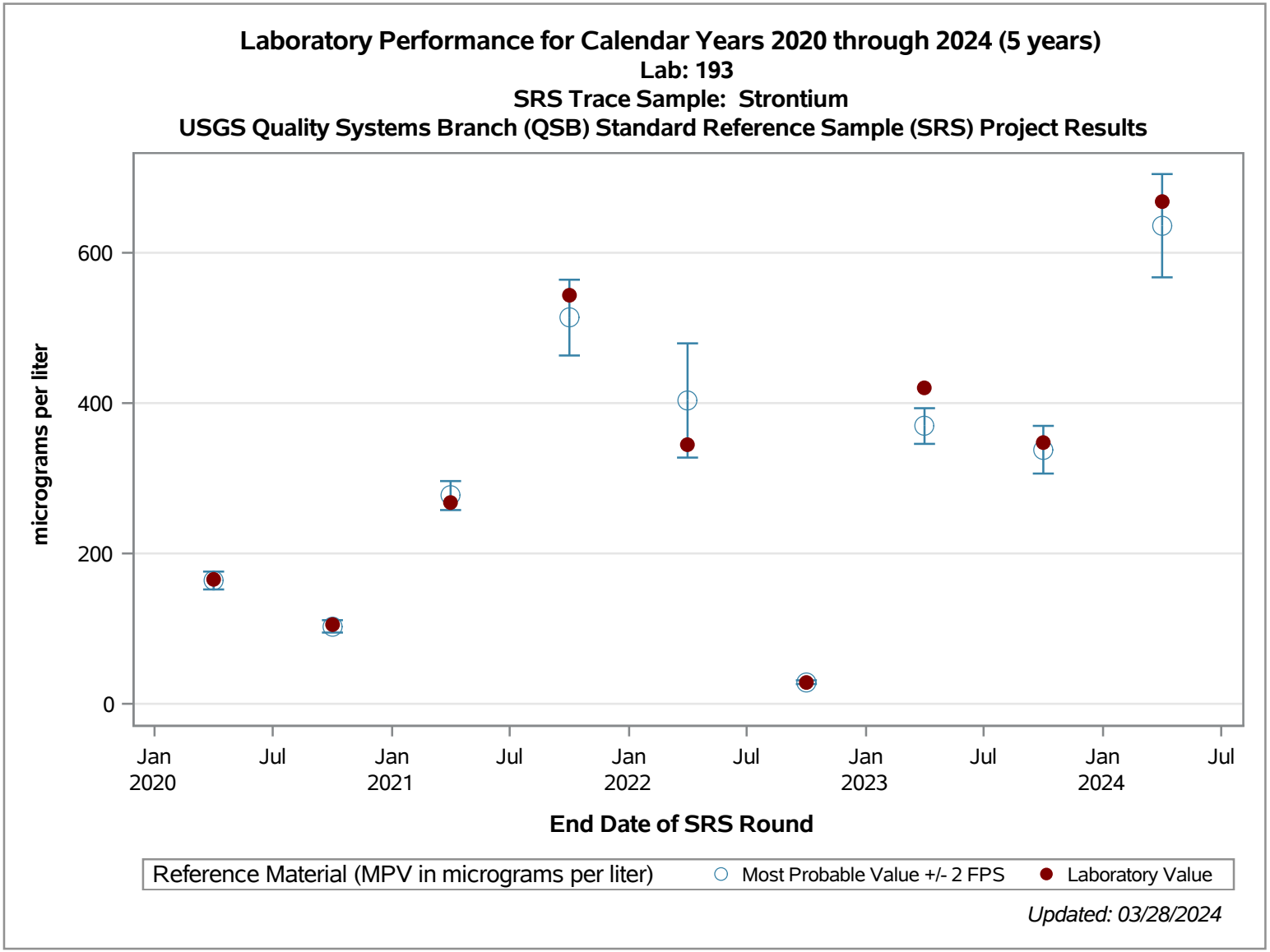
Laboratory Performance for Calendar Years 2020 through 2024 (5 years)
Lab: 193
SRS Trace Sample: Strontium
USGS Quality Systems Branch (QSB) Standard Reference Sample (SRS) Project Results
micrograms per liter
600
400
200
0
Jan 2020
Jul
Jan 2021
Jul
Jan 2022
Jul
Jan 2023
Jul
Jan 2024
Jul
End Date of SRS Round
Reference Material (MPV in micrograms per liter)
Most Probable Value +/- 2 FPS
Laboratory Value
Updated: 03/28/2024

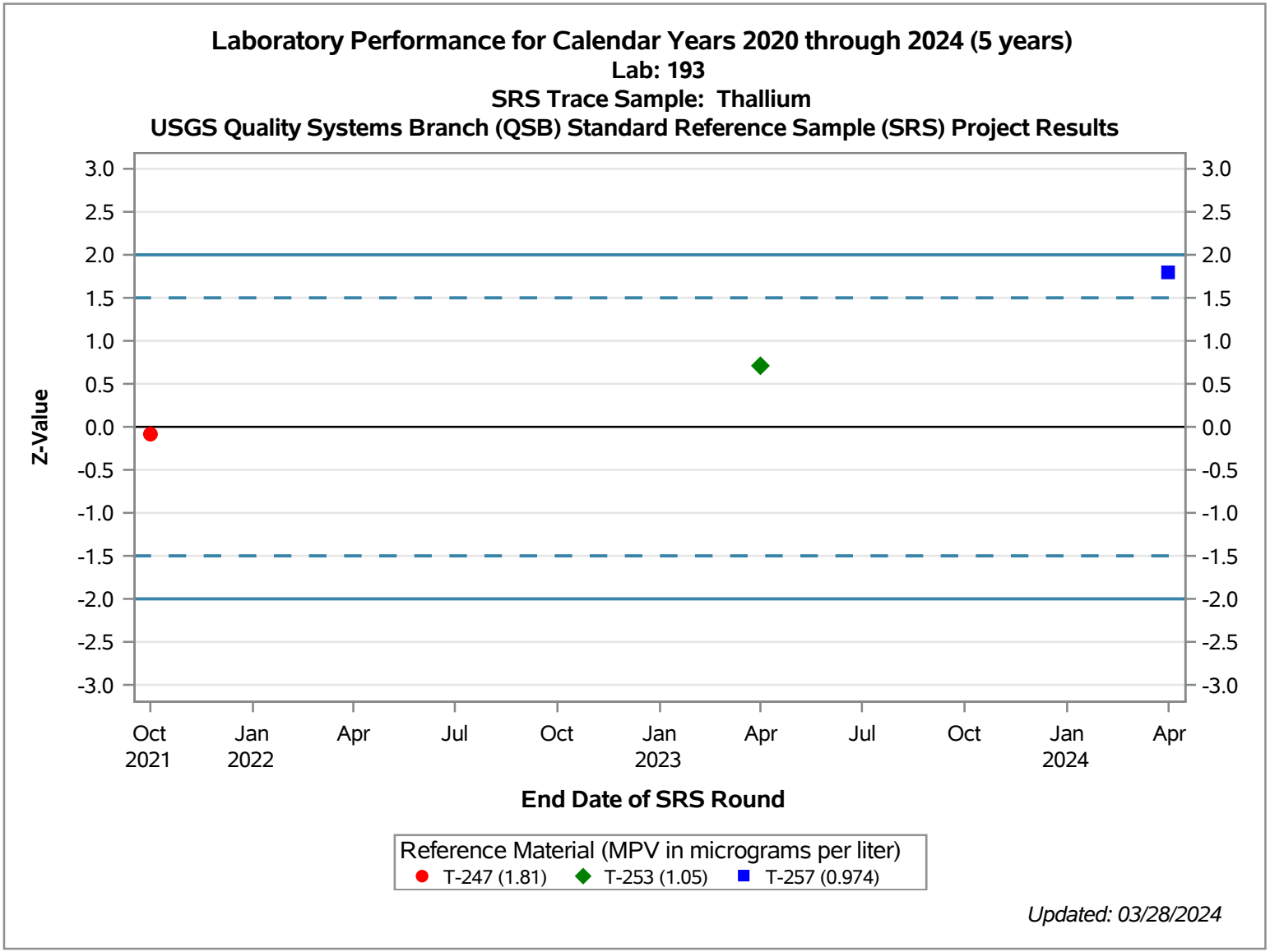
Laboratory Performance for Calendar Years 2020 through 2024 (5 years)
Lab: 193
SRS Trace Sample: Thallium
USGS Quality Systems Branch (QSB) Standard Reference Sample (SRS) Project Results
Z-Value
3.0
2.5
2.0
1.5
1.0
0.5
0.0
-0.5
-1.0
-1.5
-2.0
-2.5
-3.0
Oct 2021
Jan 2022
Apr
Jul
Oct
Jan 2023
Apr
Jul
Oct
Jan 2024
Apr
End Date of SRS Round
Reference Material (MPV in micrograms per liter)
T-247 (1.81)
T-253 (1.05)
T-257 (0.974)
Updated: 03/28/2024

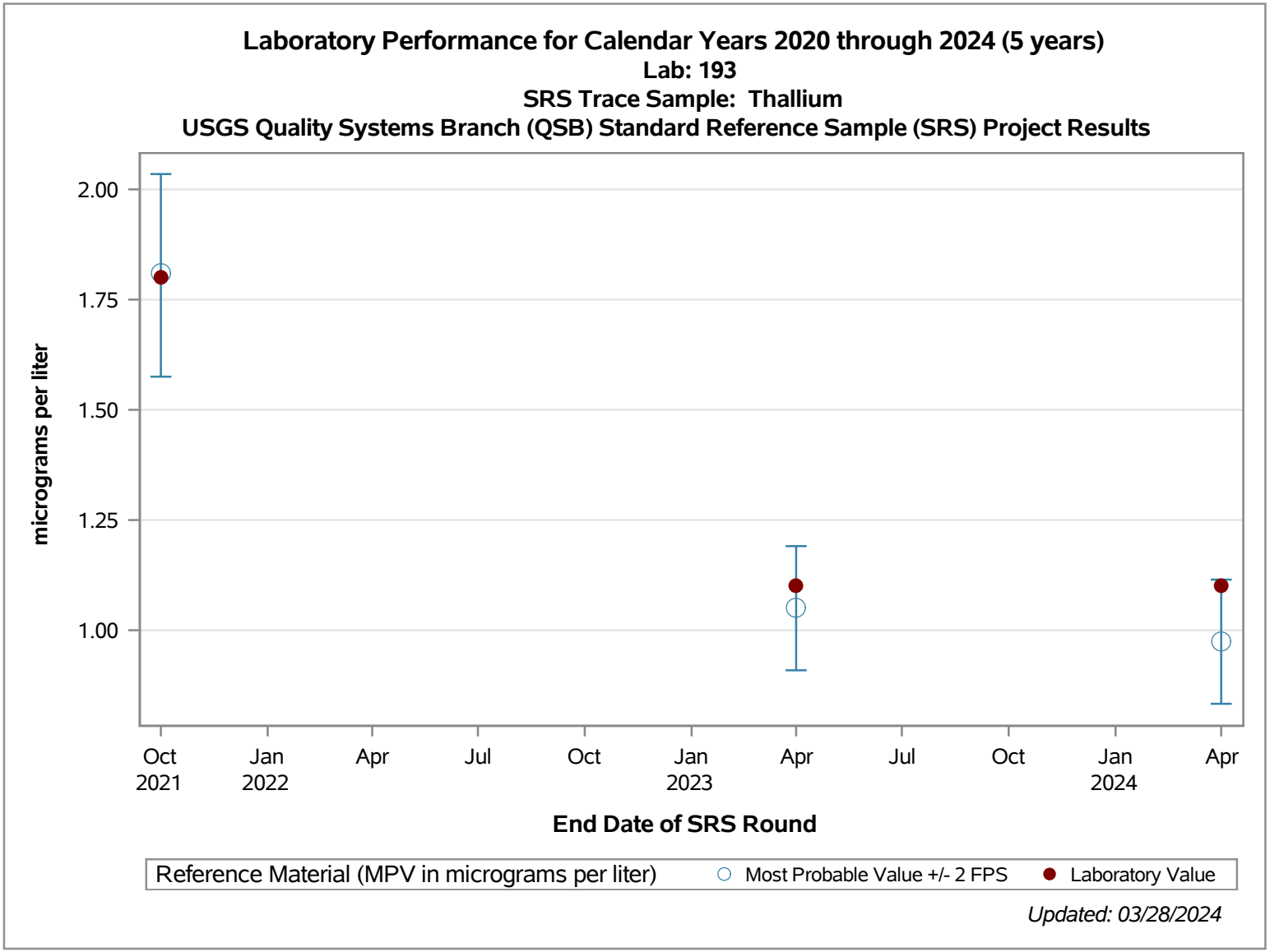
Laboratory Performance for Calendar Years 2020 through 2024 (5 years)
Lab: 193
SRS Trace Sample: Thallium
USGS Quality Systems Branch (QSB) Standard Reference Sample (SRS) Project Results
micrograms per liter
2.00
1.75
1.50
1.25
1.00
Oct 2021
Jan 2022
Apr
Jul
Oct
Jan 2023
Apr
Jul
Oct
Jan 2024
Apr
End Date of SRS Round
Reference Material (MPV in micrograms per liter)
Most Probable Value +/- 2 FPS
Laboratory Value
Updated: 03/28/2024

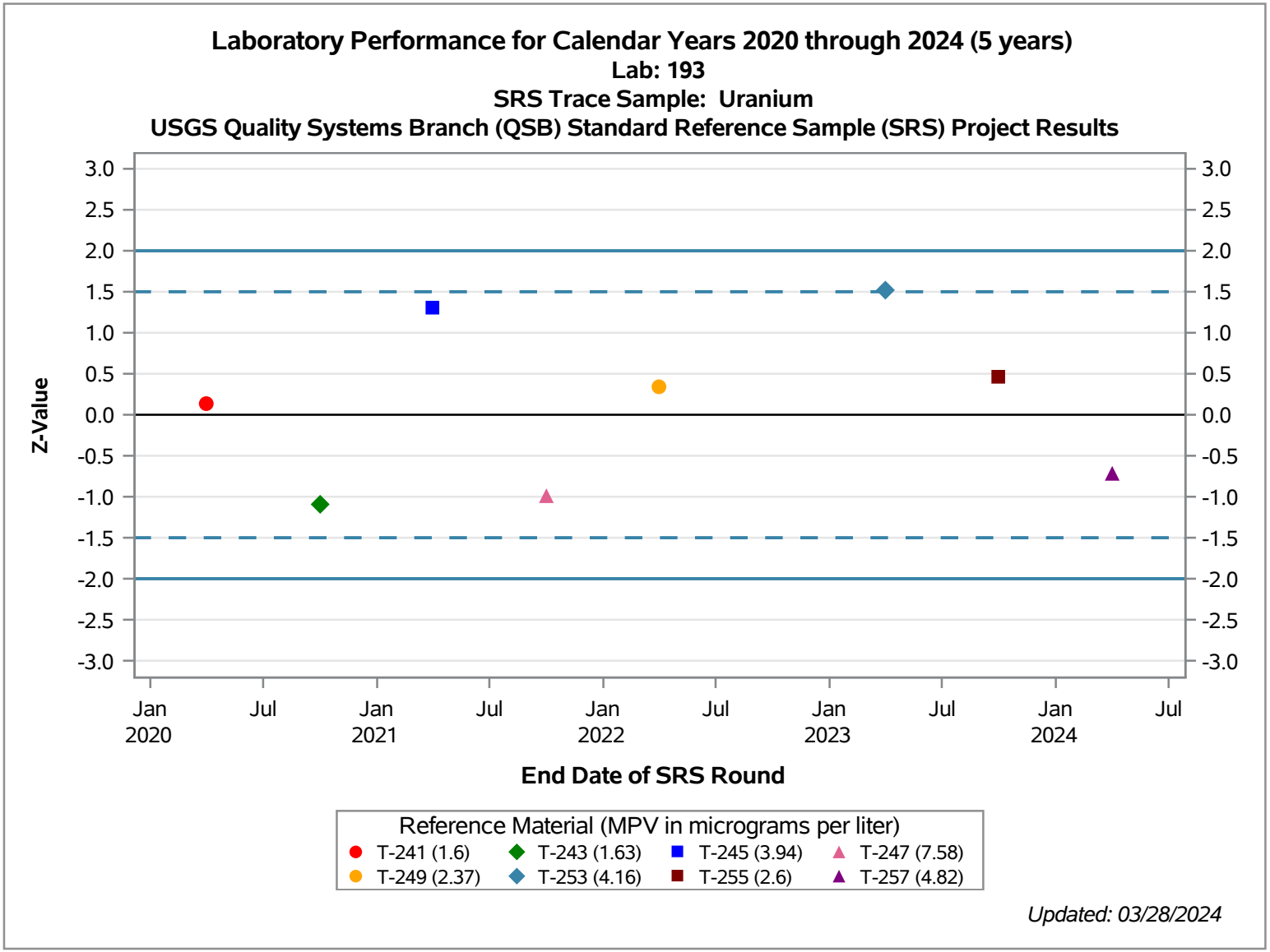
Laboratory Performance for Calendar Years 2020 through 2024 (5 years)
Lab: 193
SRS Trace Sample: Uranium
USGS Quality Systems Branch (QSB) Standard Reference Sample (SRS) Project Results
Z-Value
3.0
2.5
2.0
1.5
1.0
0.5
0.0
-0.5
-1.0
-1.5
-2.0
-2.5
-3.0
Jan 2020
Jul
Jan 2021
Jul
Jan 2022
Jul
Jan 2023
Jul
Jan 2024
Jul
End Date of SRS Round
Reference Material (MPV in micrograms per liter)
T-241 (1.6)
T-243 (1.63)
T-245 (3.94)
T-247 (7.58)
T-249 (2.37)
T-253 (4.16)
T-255 (2.6)
T-257 (4.82)
Updated: 03/28/2024

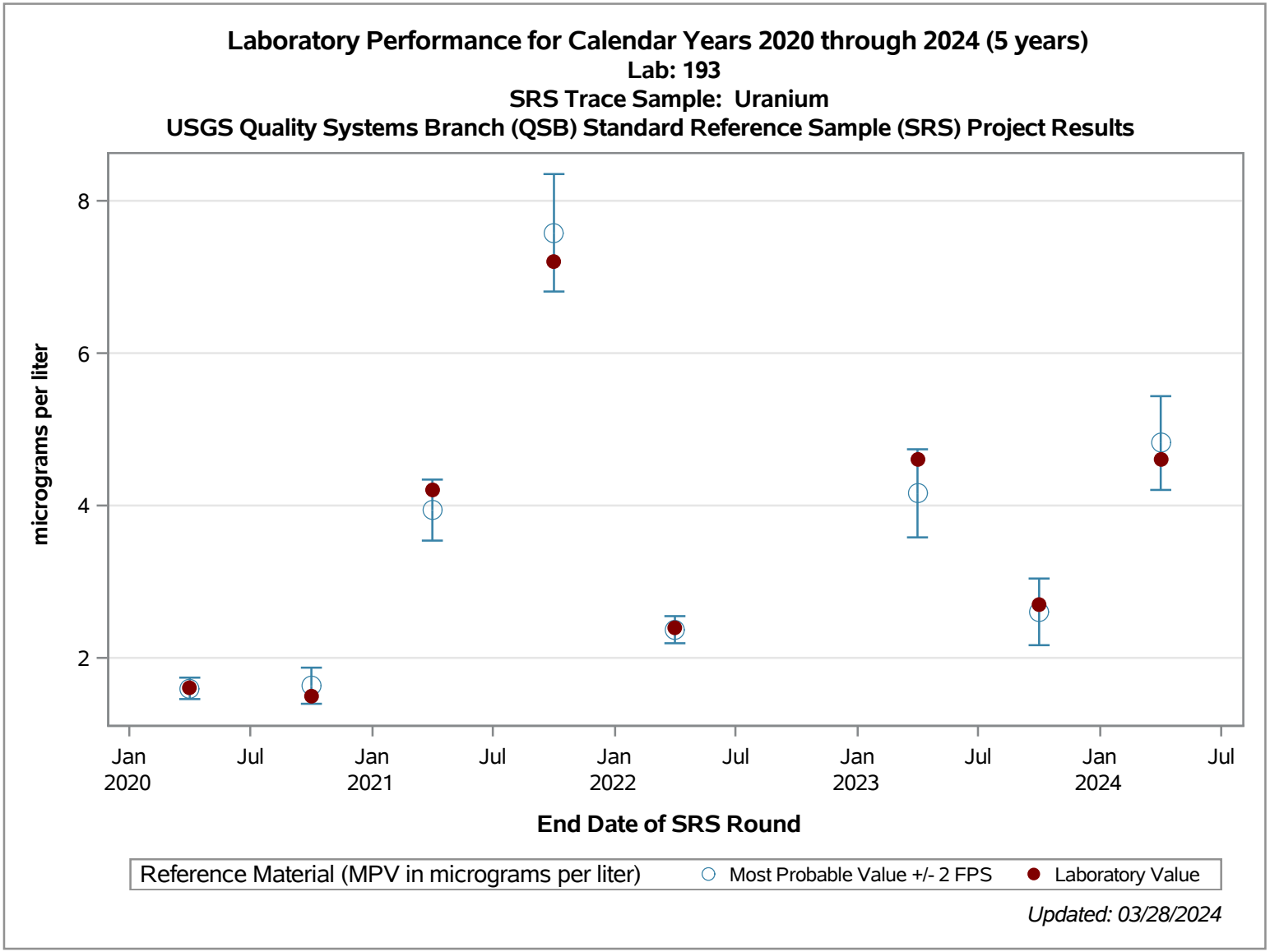
Laboratory Performance for Calendar Years 2020 through 2024 (5 years)
Lab: 193
SRS Trace Sample: Uranium
USGS Quality Systems Branch (QSB) Standard Reference Sample (SRS) Project Results
micrograms per liter
8
6
4
2
Jan 2020
Jul
Jan 2021
Jul
Jan 2022
Jul
Jan 2023
Jul
Jan 2024
Jul
End Date of SRS Round
Reference Material (MPV in micrograms per liter)
Most Probable Value +/- 2 FPS
Laboratory Value
Updated: 03/28/2024

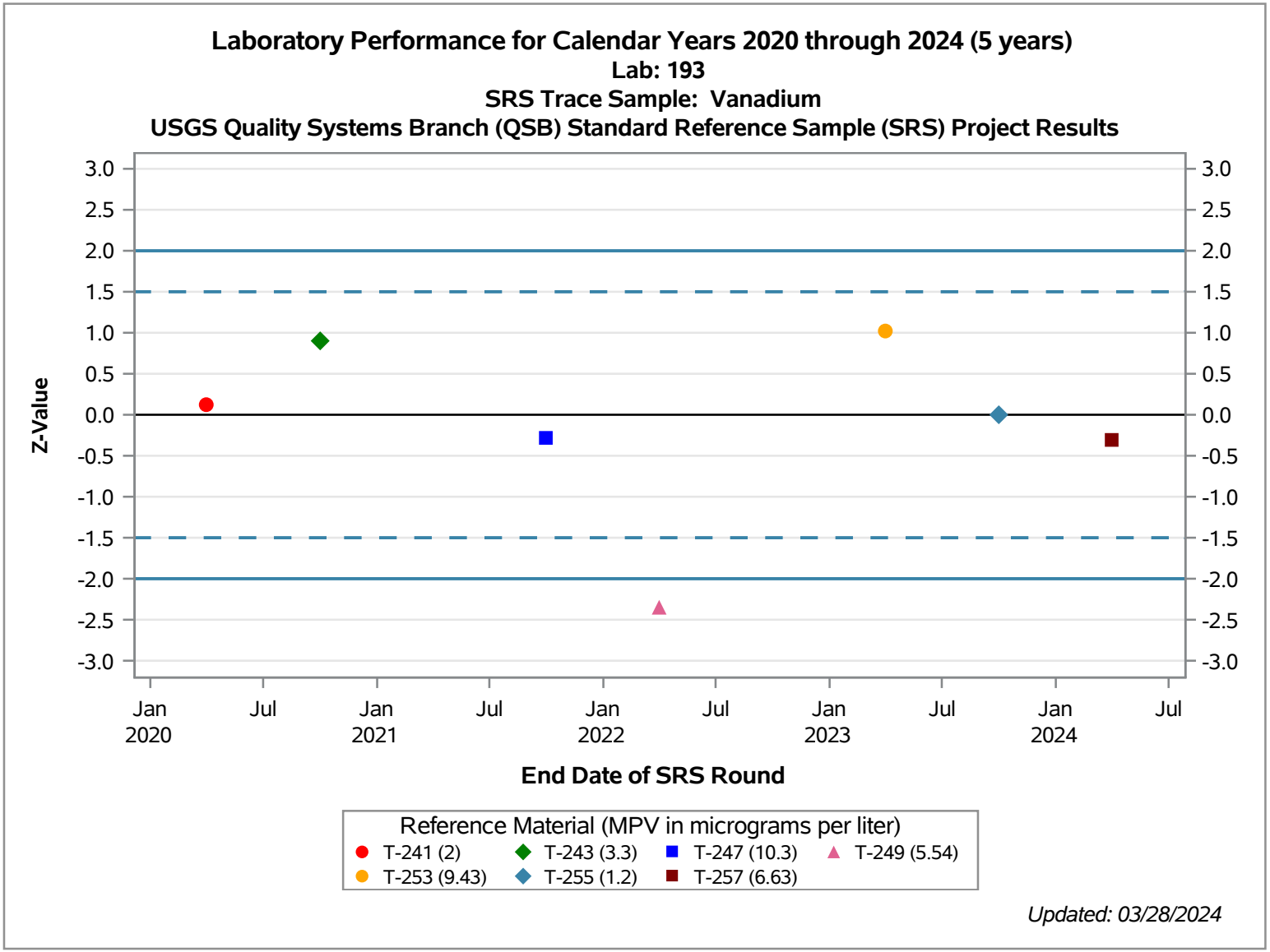
Laboratory Performance for Calendar Years 2020 through 2024 (5 years)
Lab: 193
SRS Trace Sample: Vanadium
USGS Quality Systems Branch (QSB) Standard Reference Sample (SRS) Project Results
Z-Value
3.0
2.5
2.0
1.5
1.0
0.5
0.0
-0.5
-1.0
-1.5
-2.0
-2.5
-3.0
Jan 2020
Jul
Jan 2021
Jul
Jan 2022
Jul
Jan 2023
Jul
Jan 2024
Jul
End Date of SRS Round
Reference Material (MPV in micrograms per liter)
T-241 (2)
T-243 (3.3)
T-247 (10.3)
T-249 (5.54)
T-253 (9.43)
T-255 (1.2)
T-257 (6.63)
Updated: 03/28/2024

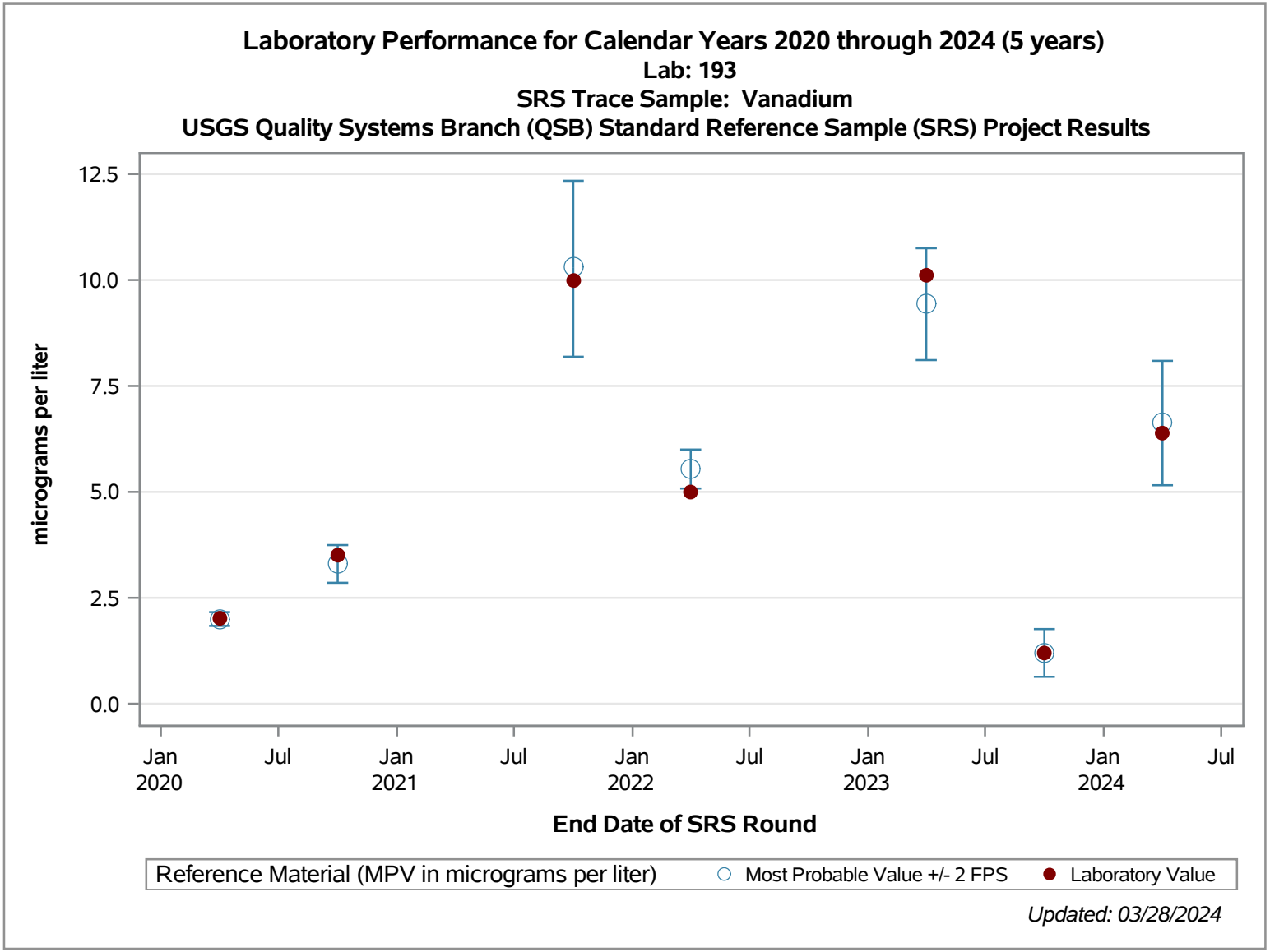
Laboratory Performance for Calendar Years 2020 through 2024 (5 years)
Lab: 193
SRS Trace Sample: Vanadium
USGS Quality Systems Branch (QSB) Standard Reference Sample (SRS) Project Results
micrograms per liter
12.5
10.0
7.5
5.0
2.5
0.0
Jan 2020
Jul
Jan 2021
Jul
Jan 2022
Jul
Jan 2023
Jul
Jan 2024
Jul
End Date of SRS Round
Reference Material (MPV in micrograms per liter)
Most Probable Value +/- 2 FPS
Laboratory Value
Updated: 03/28/2024

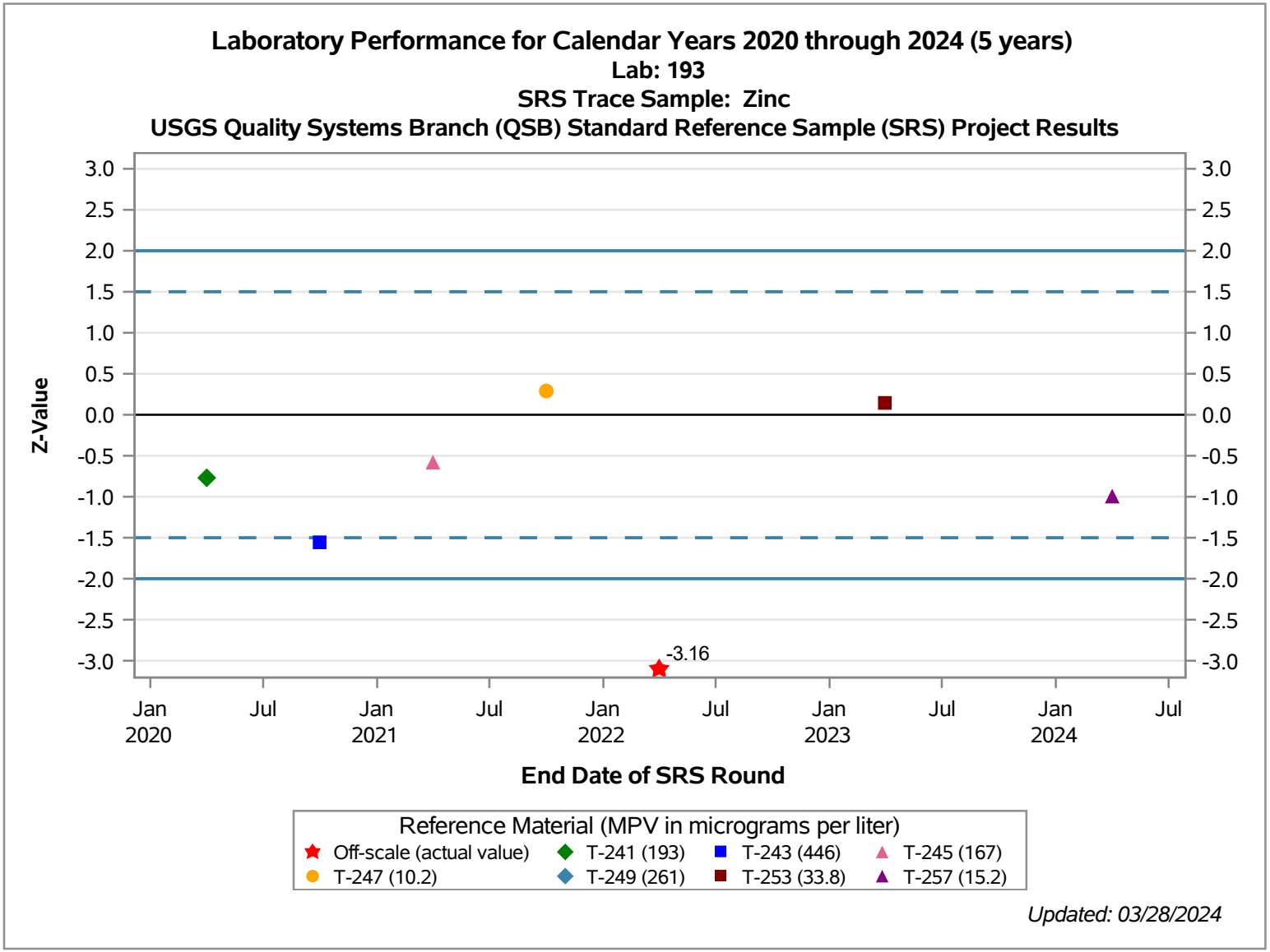
Laboratory Performance for Calendar Years 2020 through 2024 (5 years)
Lab: 193
SRS Trace Sample: Zinc
USGS Quality Systems Branch (QSB) Standard Reference Sample (SRS) Project Results
Z-Value
3.0
2.5
2.0
1.5
1.0
0.5
0.0
-0.5
-1.0
-1.5
-2.0
-2.5
-3.0
-3.16
Jan 2020
Jul
Jan 2021
Jul
Jan 2022
Jul
Jan 2023
Jul
Jan 2024
Jul
End Date of SRS Round
Reference Material (MPV in micrograms per liter)
Off-scale (actual value)
T-241 (193)
T-243 (446)
T-245 (167)
T-247 (10.2)
T-249 (261)
T-253 (33.8)
T-257 (15.2)
Updated: 03/28/2024

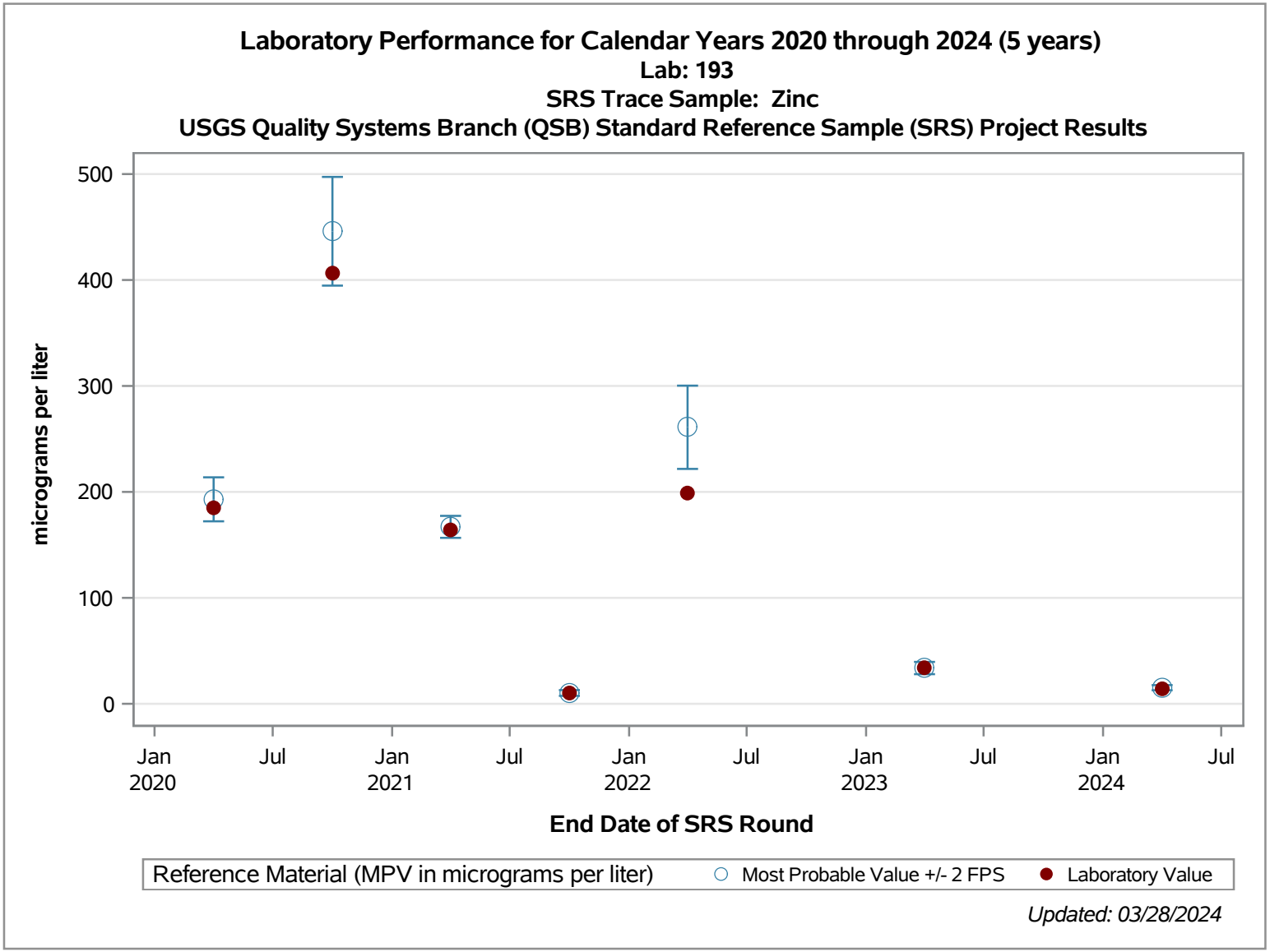
Laboratory Performance for Calendar Years 2020 through 2024 (5 years)
Lab: 193
SRS Trace Sample: Zinc
USGS Quality Systems Branch (QSB) Standard Reference Sample (SRS) Project Results
micrograms per liter
500
400
300
200
100
0
Jan 2020
Jul
Jan 2021
Jul
Jan 2022
Jul
Jan 2023
Jul
Jan 2024
Jul
End Date of SRS Round
Reference Material (MPV in micrograms per liter)
Most Probable Value +/- 2 FPS
Laboratory Value
Updated: 03/28/2024